

London, Stansted Airport and Cambridge to Ely, Kings Lynn, Norwich and Peterborough

Mondays to Fridays

Operator Train ID Days of operation/Notes 1st Class/Reservations/Bus	XC 1N40 A 1◇	GN 2T00 1	XC 1N41 A 1◇	LE 2K56	EM 1R60 B ◇	GN 1T02	LE 2E70 C	EM 1L01 D ◇	XC 1N43 A 1◇	LE 2K58	LE 2H78	EM 1R62 B ◇	GN 1T06	XC 1N45 A 1◇	EM 1L02 D ◇	GN 1T08	LE 2K60	EM 1R64 B ◇	
London Liverpool Street (LST) ① 15 d																			
London Kings Cross (KGX) ① 15 d						0542						0642				0712			
Ipswich (IPS) d							0600												
Stansted Airport (SSD) ← d			0527						0612					0721					
Audley End (AUD) d														0741					
Whittlesford Parkway (WLF) d																			
Cambridge (CBG) a			0555			0630			0647				0733	0756		0804			
Cambridge (CBG) d	0515	0550	0557	0602		0634			0657	0700	0725		0739	0800		0809	0819		
Cambridge North (CMB) d		0554		0606		0639				0704	0729		0744			0814	0823		
Waterbeach (WBC) d		0558				0643							0748			0818			
Ely (ELY) 4 a	0529	0608	0611	0618		0652	0657		0711	0716	0742		0757	0814		0830	0836		
Ely (ELY) 4 d	0530	0608	0612	0619	0649	0653	0658	0705	0712	0717		0744	0802	0815	0816		0837	0852	
Littleport (LTP) d		0615				0708e							0812						
Downham Market (DOW) d		0624				0719							0821						
Watlington (WTG) d		0630				0725							0827						
Kings Lynn (KLN) a		0638				0733							0835						
Shippea Hill (SPP) d										0726									
Lakenheath (LAK) d																			
Brandon (BND) d				0635				0720		0736							0853		
Thetford (TTF) d				0644				0730		0745					0838		0902		
Harling Road (HRD) d				0652						0753									
Eccles Road (ECS) d				0657						0758									
Attleborough (ATL) d				0703				0744		0804					0852		0917		
Spooner Row (SPN) d										0809							0922		
Wyndham (WMD) d				0710				0751		0813					0859		0926		
Norwich (NRW) a				0725				0811		0830					0915		0941		
Manea (MNE) d			0623				0708							0826					
March (MCH) d	0546		0630		0705		0716		0728			0801		0833				0908	
Whittlesea (WLE) d	0558		0642				0727		0740			0812							
Peterborough (PBO) 8 a	0608		0652		0723		0738		0750			0823		0851					0926

Operator Train ID Days of operation/Notes 1st Class/Reservations/Bus	GN 1T10	LE 2H08	LE 2E72	XC 1N47 A 1◇	EM 1L04 D ◇	GN 1T12	LE 1K62	LE 2H10	EM 1R66 B ◇	GN 1T14	LE 2H12	XC 1N49 A 1◇	EM 1L05 E ◇	GN 1T16	LE 1K66	LE 2H14	EM 1R68 B ◇	GN 1T18	
London Liverpool Street (LST) ① 15 d		0728						0758			0828						0858		
London Kings Cross (KGX) ① 15 d	0740					0810				0842				0910					0942
Ipswich (IPS) d			0801																
Stansted Airport (SSD) ← d				0821								0921							
Audley End (AUD) d		0833						0903			0933						0951		
Whittlesford Parkway (WLF) d		0843						0913			0943						0958		
Cambridge (CBG) a	0830	0855		0858		0901		0927		0930	0954	0957		1003		1010		1030	
Cambridge (CBG) d	0835	0855		0900		0906	0912	0929		0935	0955	1000		1005	1013	1020		1035	
Cambridge North (CMB) d	0840	0900a				0910	0916	0934a		0940	1000a			1010	1017	1025a		1040	
Waterbeach (WBC) d		0844				0914				0944				1014				1044	
Ely (ELY) 4 a	0855		0859	0914		0926	0929			0953		1014		1025	1029			1053	
Ely (ELY) 4 d	0856		0859	0915	0923		0930		0953	0956		1015	1019		1029		1051	1055	
Littleport (LTP) d	0908f									1009g								1108g	
Downham Market (DOW) d	0919									1019								1117	
Watlington (WTG) d	0926									1025								1123	
Kings Lynn (KLN) a	0934									1033								1131	
Shippea Hill (SPP) d																			
Lakenheath (LAK) d																			
Brandon (BND) d							0946								1046				
Thetford (TTF) d					0944		0954					1040			1056				
Harling Road (HRD) d																			
Eccles Road (ECS) d																			
Attleborough (ATL) d							1009								1112				
Spooner Row (SPN) d																			
Wyndham (WMD) d							1017								1120				
Norwich (NRW) a					1014		1031						1110		1139				
Manea (MNE) d			0910																
March (MCH) d			0918	0931								1032							
Whittlesea (WLE) d			0929																
Peterborough (PBO) 8 a			0940	0949					1026			1050						1125	

For the complete service between London Liverpool St and Cambridge see table 14 / Kings Cross and Cambridge table 15

NOTES (see introductory pages for explanation of train operator codes and standard symbols)

a Arrival time
d Departure time
e Arrives 7 minutes earlier
f Arrives 5 minutes earlier
g Arrives 6 minutes earlier

A To Birmingham New St. see table 54
B To Liverpool Lime Street, see table 54
C From Colchester, see table 6
D From Nottingham, see table 54
E From Sheffield, see table 54

London, Stansted Airport and Cambridge to Ely, Kings Lynn, Norwich and Peterborough

Mondays to Fridays

Operator Train ID Days of operation/Notes 1st Class/Reservations/Bus Catering facilities	LE 2H16	LE 2E74	XC 1N51 A 1◇ ♣	EM 1L06 F ◇	GN 1T20	LE 2H18	LE 1K68	EM 1R70 B ◇	GN 1T22	LE 2H20	XC 1N53 A 1◇ ♣	EM 1L07 F ◇	GN 1T24	LE 2H22	LE 1K70	EM 1R72 B ◇	GN 1T26	LE 2H24
London Liverpool Street (LST) 15 d	0928					0958				1028				1058				1128
London Kings Cross (KGX) 15 d					1012				1042				1112				1142	
Ipswich (IPS) d		1001																
Stansted Airport (SSD) ← d			1027				1048				1127				1148			
Audley End (AUD) d	1030					1051	1102			1130				1151	1202			1230
Whittlesford Parkway (WLF) d	1040					1058	1109			1140				1158	1209			1240
Cambridge (CBG) a	1052		1057		1101	1109	1120		1133	1151	1156		1201	1209	1219		1230	1251
Cambridge (CBG) d	1053		1100		1105	1113	1121		1137	1153	1200		1203	1213	1220		1235	1253
Cambridge North (CMB) d	1058a				1110	1118a	1125		1142	1158a			1208	1218a	1224		1240	1258a
Waterbeach (WBC) d					1114				1146				1212				1244	
Ely (ELY) 4 a		1058	1114		1125		1137		1155		1214		1223		1236		1253	
Ely (ELY) 4 d		1058	1115	1122			1137	1151	1157		1215	1218			1236	1250	1255	
Littleport (LTP) d									1208c								1308g	
Downham Market (DOW) d									1217								1317	
Watlington (WTG) d									1223								1323	
Kings Lynn (KLN) a									1231								1331	
Shippea Hill (SPP) d																		
Lakenheath (LAK) d																		
Brandon (BND) d							1153								1252			
Thetford (TTF) d				1143			1202					1241			1301			
Harling Road (HRD) d																		
Eccles Road (ECS) d																		
Attleborough (ATL) d							1217								1316			
Spooner Row (SPN) d																		
Wymondham (WMD) d							1224								1323			
Norwich (NRW) a				1214			1239					1314			1339			
Manea (MNE) d		1109																
March (MCH) d		1117	1131					1207			1232							
Whittlesea (WLE) d		1128																
Peterborough (PBO) 8 a		1139	1149					1225			1249					1324		

Operator Train ID Days of operation/Notes 1st Class/Reservations/Bus Catering facilities	LE 2E76	XC 1N55 A 1◇ ♣	EM 1L08 D ◇	GN 1T28	LE 2H26	LE 1K72	EM 1R74 B ◇	GN 1T30	LE 2H28	XC 1N57 A 1◇ ♣	EM 1L09 F ◇	GN 1T32	LE 2H30	LE 1K74	EM 1R76 B ◇	GN 1T34	LE 2H32	LE 2E78
London Liverpool Street (LST) 15 d					1158				1228				1258				1328	
London Kings Cross (KGX) 15 d				1212				1242				1312				1342		
Ipswich (IPS) d	1156																	1358
Stansted Airport (SSD) ← d		1227				1248				1327				1348				
Audley End (AUD) d					1251	1302			1330				1351	1402			1430	
Whittlesford Parkway (WLF) d					1258	1309			1340				1358	1409			1440	
Cambridge (CBG) a		1256		1300	1309	1319		1330	1351	1356		1400	1409	1419		1430	1451	
Cambridge (CBG) d		1300		1303	1313	1320		1335	1353	1400		1403	1413	1420		1435	1453	
Cambridge North (CMB) d				1308	1318a	1324		1340	1358a			1408	1418a	1424		1440	1458a	
Waterbeach (WBC) d				1312				1344				1412				1444		
Ely (ELY) 4 a	1259	1314		1324		1336		1356		1414		1423		1436		1453		1458
Ely (ELY) 4 d	1300	1315	1319			1337	1350	1357		1415	1416			1436	1450	1455		1459
Littleport (LTP) d								1408c								1508g		
Downham Market (DOW) d								1417								1517		
Watlington (WTG) d								1423								1523		
Kings Lynn (KLN) a								1431								1531		
Shippea Hill (SPP) d																		
Lakenheath (LAK) d																		
Brandon (BND) d						1353								1452				
Thetford (TTF) d			1341			1402				1438				1501				
Harling Road (HRD) d																		
Eccles Road (ECS) d																		
Attleborough (ATL) d						1417								1516				
Spooner Row (SPN) d																		
Wymondham (WMD) d						1424								1523				
Norwich (NRW) a			1411			1442				1508				1540				
Manea (MNE) d	1311																	1510
March (MCH) d	1318	1331								1431								1517
Whittlesea (WLE) d	1330																	1529
Peterborough (PBO) 8 a	1340	1349					1424			1449					1523			1540

NOTES (see introductory pages for explanation of train operator codes and standard symbols)

- | | | | |
|---|------------------------------------|---|--|
| a | Arrival time | B | To Liverpool Lime Street, see table 54 |
| d | Departure time | D | From Nottingham, see table 54 |
| c | Arrives 4 minutes earlier | F | From Liverpool Lime St. see table 54 |
| g | Arrives 6 minutes earlier | | |
| A | To Birmingham New St. see table 54 | | |

London, Stansted Airport and Cambridge to Ely, Kings Lynn, Norwich and Peterborough

Mondays to Fridays

Operator Train ID Days of operation/Notes 1st Class/Reservations/Bus Catering facilities	XC 1N59 A 1◇ ⌘	EM 1L10 F ◇	GN 1T36 1	LE 2H34	LE 1K76	EM 1R78 B ◇	GN 1T38 1	LE 2H86	LE 2H36	XC 1N61 A 1◇ ⌘	EM 1L11 F ◇	GN 1T40 1	LE 1K78	GN 2T92 1	LE 2H38	EM 1R80 B ◇	GN 1T42 1	LE 2H40
London Liverpool Street (LST) 15 d				1358					1428						1458			1528
London Kings Cross (KGX) 15 d			1412				1442					1512					1542	
Ipswich (IPS) d																		
Stansted Airport (SSD) 4 d	1427				1448					1527			1537					
Audley End (AUD) d				1451	1502			1530					1556		1602			1630
Whittlesford Parkway (WLF) d				1458	1509			1540					1604		1613			1640
Cambridge (CBG) a	1456		1500	1509	1519		1532		1551	1556		1600	1616		1627		1630	1652
Cambridge (CBG) d	1500		1503	1513	1520		1535	1543	1553	1600		1604	1616	1620	1629		1635	1653
Cambridge North (CMB) d			1508	1520a	1524		1540	1548	1558a			1608	1620		1634a		1640	1658a
Waterbeach (WBC) d			1512				1544	1553				1612	1627				1644	
Ely (ELY) 4 a	1514		1523		1536		1553	1603		1614		1623	1632	1636			1653	
Ely (ELY) 4 d	1515	1518			1536	1551	1555			1615	1618		1633	1637		1649	1655	
Littleport (LTP) d							1608g							1644			1708g	
Downham Market (DOW) d							1617							1653			1717	
Watlington (WTG) d							1623							1658			1723	
Kings Lynn (KLN) a							1631							1707			1732	
Shippea Hill (SPP) d																		
Lakenheath (LAK) d																		
Brandon (BND) d					1553								1649					
Thetford (TTF) d		1539			1601						1639		1657					
Harling Road (HRD) d																		
Eccles Road (ECS) d																		
Attleborough (ATL) d					1616								1712					
Spooner Row (SPN) d																		
Wymondham (WMD) d					1624								1720					
Norwich (NRW) a		1611			1639						1712		1737					
Manea (MNE) d										1626								
March (MCH) d	1531									1633								
Whittlesea (WLE) d																		
Peterborough (PBO) 8 a	1549					1625				1651						1722		

Operator Train ID Days of operation/Notes 1st Class/Reservations/Bus Catering facilities	LE 2E80	XC 1N63 A 1◇ ⌘	GN 1T44 1	LE 2H42	LE 1K80	EM 1M82 G ◇	GN 1T46 1	XC 1N65 A 1◇ ⌘	EM 1L13 F ◇	GN 1T48 1	LE 1H82	LE 2H82	LE 1K82	EM 1R84 H ◇	GN 1T50 1	LE 1H84	LE 2E82	XC 1N67 A 1◇ ⌘
London Liverpool Street (LST) 15 d				1558								1707					1737	
London Kings Cross (KGX) 15 d			1612				1639			1709						1739		
Ipswich (IPS) d	1600																	1742
Stansted Airport (SSD) 4 d		1627			1648			1727					1754					1821
Audley End (AUD) d				1700	1705							1756	1809			1826		
Whittlesford Parkway (WLF) d				1710	1715							1804	1818			1834		
Cambridge (CBG) a		1656	1704	1721	1727		1732	1756		1805	1817	1829	1832	1849		1857		
Cambridge (CBG) d		1700	1705	1722	1729		1737	1800		1810	1819	1826	1830	1836	1851	1900		
Cambridge North (CMB) d			1710	1727	1734		1741			1814		1833a	1835	1841	1858a			
Waterbeach (WBC) d			1714		1738		1746			1818	1825		1839	1845				
Ely (ELY) 4 a	1659	1714	1724	1740	1747		1756	1814		1829	1835	1848		1855		1857	1914	
Ely (ELY) 4 d	1659	1715			1748	1753	1756	1815	1821		1835	1849	1852	1856		1858	1915	
Littleport (LTP) d							1804				1843			1908f				
Downham Market (DOW) d							1813				1853			1917				
Watlington (WTG) d							1819				1859			1923				
Kings Lynn (KLN) a							1827				1910			1931				
Shippea Hill (SPP) d																		
Lakenheath (LAK) d																		
Brandon (BND) d					1804								1905					
Thetford (TTF) d					1812				1842				1913					
Harling Road (HRD) d																		
Eccles Road (ECS) d																		
Attleborough (ATL) d					1827								1928					
Spooner Row (SPN) d																		
Wymondham (WMD) d					1835								1936					
Norwich (NRW) a					1849				1912				1952					
Manea (MNE) d	1710							1826									1909	
March (MCH) d	1717	1731						1833						1912			1917	1931
Whittlesea (WLE) d	1729																1928	
Peterborough (PBO) 8 a	1739	1749				1825		1851						1929			1939	1949

NOTES (see introductory pages for explanation of train operator codes and standard symbols)

- | | | | |
|---|------------------------------------|---|--|
| a | Arrival time | B | To Liverpool Lime Street, see table 54 |
| d | Departure time | F | From Liverpool Lime St. see table 54 |
| f | Arrives 5 minutes earlier | G | To Manchester Piccadilly, see table 54 |
| g | Arrives 6 minutes earlier | H | To Sheffield, see table 54 |
| A | To Birmingham New St. see table 54 | | |

London, Stansted Airport and Cambridge to Ely, Kings Lynn, Norwich and Peterborough

Mondays to Fridays

Operator Train ID Days of operation/Notes 1st Class/Reservations/Bus	EM 1L14 F ◇	GN 1T52	LE 1H86	LE 1K84	LE 2H88	GN 1T54	LE 1H88	XC 1N69 A ◇	EM 1L15 F ◇	GN 1T56	LE 1H90	LE 1K88	LE 2H90	GN 1T58	LE 2H56	LE 2E84	EM 1R88 J ◇	XC 1N71 A ◇		
London Liverpool Street (LST)	15	d		1807		1807	1837				1907				1928					
London Kings Cross (KGX)	15	d	1809			1839				1912				1939						
Ipswich (IPS)		d														2001				
Stansted Airport (SSD)	←	d						1921										2021		
Audley End (AUD)		d		1856		1856	1926				1956				2033					
Whittlesford Parkway (WLF)		d		1904		1904	1934				2003				2043					
Cambridge (CBG)	a		1903	1917		1917	1932	1949	1956		2005	2015			2033	2055		2100		
Cambridge (CBG)		d	1908	1919	1925	1928	1937	1952	2000		2007	2016	2020	2029	2038	2057		2102		
Cambridge North (CMB)		d	1912		1929	1935a	1941	2001a			2011		2024	2034a	2042	2102a				
Waterbeach (WBC)		d	1916	1926			1945				2015	2023			2046					
Ely (ELY)	4	a	1926	1935	1941		1956		2014		2026	2032	2036		2056		2059	2116		
Ely (ELY)	4	d	1923	1926	1936	1942		1956		2015	2019			2033	2036		2100	2103	2117	
Littleport (LTP)		d		1934	1944			2004							2108f					
Downham Market (DOW)		d		1943	1957c			2013							2117					
Watlington (WTG)		d		1949	2005			2019							2056			2123		
Kings Lynn (KLN)	a		1957	2016			2027								2107			2131		
Shippea Hill (SPP)		d																		
Lakenheath (LAK)		d																		
Brandon (BND)		d			1959										2052					
Thetford (TTF)		d	1947		2008				2040						2101					
Harling Road (HRD)		d																		
Eccles Road (ECS)		d																		
Attleborough (ATL)		d			2023										2116					
Spooner Row (SPN)		d																		
Wymondham (WMD)		d				2031									2123					
Norwich (NRW)	a	2019			2045				2111						2137					
Manea (MNE)		d																2109		
March (MCH)		d						2031										2118		
Whittlesea (WLE)		d																2129		
Peterborough (PBO)	8	a						2049										2139	2143	2151

Operator Train ID Days of operation/Notes 1st Class/Reservations/Bus	GN 1T60	LE 1K92	LE 2H92	GN 1T62	LE 2H60	EM 1L17 F ◇	GN 1T64	LE 2H94	GN 1T66	LE 1K96	LE 2H64	LE 1K96	GN 1T68	GN 1T70	LE 2H68	GN 1T72	
London Liverpool Street (LST)	15	d			2028							2128				2228	
London Kings Cross (KGX)	15	d	2009		2039		2109		2139				2209	2239		2309	
Ipswich (IPS)		d															
Stansted Airport (SSD)	←	d								2210							
Audley End (AUD)		d			2130					2223	2230				2330		
Whittlesford Parkway (WLF)		d			2140					2231	2240				2340		
Cambridge (CBG)	a	2103			2133	2151	2203		2233	2245	2252	←	2303	2333	2351	0002	
Cambridge (CBG)		d	2108	2120	2129	2135	2153	2205	2229	2236	2257	2253	2257	2305	2338	2352	0007
Cambridge North (CMB)		d	2113	2124	2134a	2140	2158a	2210	2234a	2241	←	2259a	2301	2310	2343	2357a	0012
Waterbeach (WBC)		d	2117		2144			2214		2245				2314	2347		0016
Ely (ELY)	4	a	2128	2136		2153		2227		2254			2313	2325	2357		0025
Ely (ELY)	4	d		2136		2155		2217		2256			2313		2358		0027
Littleport (LTP)		d			2208g					2308f					0005		0034
Downham Market (DOW)		d			2217					2317					0014		0043
Watlington (WTG)		d			2223					2323					0020		0049
Kings Lynn (KLN)	a				2231					2331					0028		0057
Shippea Hill (SPP)		d															
Lakenheath (LAK)		d															
Brandon (BND)		d		2152									2329				
Thetford (TTF)		d		2201			2238						2338				
Harling Road (HRD)		d															
Eccles Road (ECS)		d															
Attleborough (ATL)		d		2216			2252						2353				
Spooner Row (SPN)		d															
Wymondham (WMD)		d		2223			2259						2359				
Norwich (NRW)	a	2237					2315						0014				
Manea (MNE)		d															
March (MCH)		d															
Whittlesea (WLE)		d															
Peterborough (PBO)	8	a															

NOTES (see introductory pages for explanation of train operator codes and standard symbols)

- a Arrival time
- d Departure time
- c Arrives 4 minutes earlier
- f Arrives 5 minutes earlier
- g Arrives 6 minutes earlier
- A To Birmingham New St. see table 54
- F From Liverpool Lime St. see table 54
- J To Nottingham, see table 54

London, Stansted Airport and Cambridge to Ely, Kings Lynn, Norwich and Peterborough

Saturdays

Operator Train ID Days of operation/Notes 1st Class/Reservations/Bus	XC	XC	LE	EM	GN	LE	LE	EM	XC	GN	LE	LE	EM	GN	LE	XC	EM	GN
	1N40 A	1N41 A	2K56	1R60 B	1T02	2H00	2E70 C	1L01 D	1N43 A	2T04	2H02	2K58	1R62 B	1T06	2H04	1N45 A	1L02 D	1T08
London Liverpool Street (LST) 15 d						0520					0558				0628			
London Kings Cross (KGX) 15 d					0542									0642				0712
Ipswich (IPS) d							0600											
Stansted Airport (SSD) ← d		0527							0627			0648				0727		
Audley End (AUD) d						0630					0651	0702			0730			
Whittlesford Parkway (WLF) d						0640					0658	0710			0740			
Cambridge (CBG) a		0555			0630	0651			0656		0709	0719		0730	0751	0757		0800
Cambridge (CBG) d	0515	0557	0605		0632	0653			0658	0703	0716	0720		0735	0753	0800		0803
Cambridge North (CMB) d			0609		0638	0658a				0708	0721a	0725		0740	0758a			0808
Waterbeach (WBC) d					0642					0712				0744				0812
Ely (ELY) 4 a	0529	0611	0622		0652		0657		0712	0724		0737		0754		0814		0823
Ely (ELY) 4 d	0530	0612	0622	0651	0655		0658	0707	0713			0738	0748	0755		0815	0817	
Littleport (LTP) d					0708c									0808c				
Downham Market (DOW) d					0717									0817				
Watlington (WTG) d					0723									0823				
Kings Lynn (KLN) a					0731									0831				0900
Shippea Hill (SPP) d												0747						0916
Lakenheath (LAK) d																		
Brandon (BND) d			0638					0723					0757					
Thetford (TTF) d			0646					0732					0805				0839	
Harling Road (HRD) d			0654										0813					
Eccles Road (ECS) d			0659										0818					
Attleborough (ATL) d			0704					0746					0823				0853	
Spooner Row (SPN) d																		
Wyndham (WMD) d			0711					0753					0831					0900
Norwich (NRW) a			0726					0810					0846					0916
Manea (MNE) d		0623						0709										
March (MCH) d	0546	0630		0707				0717		0729				0805		0831		
Whittlesea (WLE) d	0558	0642						0728		0741				0816				
Peterborough (PBO) 8 a	0608	0652		0725				0739		0751				0827		0849		

Operator Train ID Days of operation/Notes 1st Class/Reservations/Bus	LE	LE	EM	GN	LE	LE	XC	GN	LE	EM	EM	LE	GN	LE	XC	EM	GN	LE	
	2H06	2K60	1R64 B	1T10	2H08	2E72	1N47 A	1T12	2H10	1L04 D	1R66 B	1K62	1T14	2H12	1N49 A	1L05 E	1T16	2H14	
London Liverpool Street (LST) 15 d	0658				0728				0758					0828					0858
London Kings Cross (KGX) 15 d				0742				0812					0842					0912	
Ipswich (IPS) d						0758													
Stansted Airport (SSD) ← d		0748					0827					0848			0927				
Audley End (AUD) d	0751	0802			0830				0851			0902		0930					0951
Whittlesford Parkway (WLF) d	0758	0810			0840				0858			0910		0940					0958
Cambridge (CBG) a	0808	0819		0830	0851		0856	0900	0908			0919	0930	0951	0956		1000	1008	
Cambridge (CBG) d	0813	0820		0835	0853		0900	0903	0913			0930	0935	0953	1000		1003	1013	
Cambridge North (CMB) d	0818a	0824		0840	0858a			0908	0918a			0934	0940	0958a			1008	1018a	
Waterbeach (WBC) d				0844					0912				0944					1012	
Ely (ELY) 4 a		0836		0854		0857	0914		0923			0946	0954		1014			1023	
Ely (ELY) 4 d		0836	0848	0855		0858	0915			0931	0947	0951	0955		1015	1022			
Littleport (LTP) d				0908c									1008c						
Downham Market (DOW) d				0917									1017						
Watlington (WTG) d				0927									1027						
Kings Lynn (KLN) a				0935									1035						
Shippea Hill (SPP) d																			
Lakenheath (LAK) d																			
Brandon (BND) d		0852										1007							
Thetford (TTF) d		0901								0952		1016			1043				
Harling Road (HRD) d																			
Eccles Road (ECS) d																			
Attleborough (ATL) d		0916										1031							
Spooner Row (SPN) d		0921																	
Wyndham (WMD) d		0926										1038							
Norwich (NRW) a		0940								1025		1052						1113	
Manea (MNE) d					0909														
March (MCH) d			0905		0917	0931								1031					
Whittlesea (WLE) d					0928														
Peterborough (PBO) 8 a			0922		0939	0949					1021			1049					

NOTES (see introductory pages for explanation of train operator codes and standard symbols)

- a Arrival time
- d Departure time
- c Arrives 6 minutes earlier
- A To Birmingham New Street, see table 54
- B To Liverpool Lime Street, see table 54
- C From Colchester, see table 6
- D From Nottingham, see table 54
- E From Sheffield, see table 54

London, Stansted Airport and Cambridge to Ely, Kings Lynn, Norwich and Peterborough

Saturdays

Operator Train ID Days of operation/Notes 1st Class/Reservations/Bus Catering facilities	LE 1K66	EM 1R68 B ◇	GN 1T18 I	LE 2H16	LE 2E74	XC 1N51 A I◇ ⌘	EM 1L06 F ◇	GN 1T20 I	LE 2H18	LE 1K68	EM 1R70 B ◇	GN 1T22 I	LE 2H20	XC 1N53 A I◇ ⌘	EM 1L07 F ◇	GN 1T24 I	LE 2H22	LE 1K70
London Liverpool Street (LST) d				0928					0958				1028					1058
London Kings Cross (KGX) d			0942					1012				1042				1112		
Ipswich (IPS) d					0958													
Stansted Airport (SSD) d	0948					1027				1048				1127				1148
Audley End (AUD) d	1002			1030					1051	1102			1130				1151	1202
Whittlesford Parkway (WLF) d	1010			1040					1058	1110			1140				1158	1210
Cambridge (CBG) a	1019		1030	1051		1056		1100	1108	1119		1130	1151	1156		1200	1208	1219
Cambridge (CBG) d	1020		1035	1053		1100		1103	1113	1120		1135	1153	1200		1203	1213	1220
Cambridge North (CMB) d	1024		1040	1058a				1108	1118a	1124		1140	1158a			1208	1218a	1224
Waterbeach (WBC) d			1044					1112				1144				1212		
Ely (ELY) a	1036		1054		1058	1114		1123		1136		1154		1214		1223		1236
Ely (ELY) d	1036	1048	1055		1058	1115	1117			1136	1148	1155		1215	1216			1236
Littleport (LTP) d			1108c									1208e						
Downham Market (DOW) d			1117									1217						
Watlington (WTG) d			1123									1223						
Kings Lynn (KLN) a			1131									1231						
Shippea Hill (SPP) d																		
Lakenheath (LAK) d																		
Brandon (BND) d	1052									1152								1252
Thetford (TTF) d	1101							1138		1201					1238			1301
Harling Road (HRD) d																		
Eccles Road (ECS) d																		
Attleborough (ATL) d	1116									1216								1316
Spooner Row (SPN) d																		
Wymondham (WMD) d	1124									1224								1324
Norwich (NRW) a	1139							1211		1243					1310			1339
Manea (MNE) d					1109													
March (MCH) d					1117	1131					1206			1231				
Whittlesea (WLE) d					1128													
Peterborough (PBO) a		1121			1139	1149					1223			1249				

Operator Train ID Days of operation/Notes 1st Class/Reservations/Bus Catering facilities	EM 1R72 B ◇	GN 1T26 I	LE 2H24	LE 2E76	XC 1N55 A I◇ ⌘	EM 1L08 D ◇	GN 1T28 I	LE 2H26	LE 1K72	EM 1R74 B ◇	GN 1T30 I	LE 2H28	XC 1N57 A I◇ ⌘	EM 1L09 F ◇	GN 1T32 I	LE 2H30	LE 1K74	EM 1R76 B ◇
London Liverpool Street (LST) d			1128					1158				1228				1258		
London Kings Cross (KGX) d		1142					1212				1242				1312			
Ipswich (IPS) d				1200														
Stansted Airport (SSD) d					1227				1248				1327					1348
Audley End (AUD) d			1230					1251	1302			1330				1351	1402	
Whittlesford Parkway (WLF) d			1240					1258	1310			1340				1358	1410	
Cambridge (CBG) a		1230	1251		1256		1300	1308	1319		1330	1351	1356		1400	1408	1419	
Cambridge (CBG) d		1235	1253		1300		1303	1313	1320		1335	1353	1400		1403	1413	1420	
Cambridge North (CMB) d		1240	1258a				1308	1318a	1324		1340	1358a			1408	1418a	1424	
Waterbeach (WBC) d		1244					1312				1344				1412			
Ely (ELY) a		1254		1258	1314		1323		1336		1354		1414		1423		1436	
Ely (ELY) d	1251	1255		1259	1315	1322			1336	1348	1355		1415	1416			1436	1450
Littleport (LTP) d		1308c									1408c							
Downham Market (DOW) d		1317									1417							
Watlington (WTG) d		1323									1423							
Kings Lynn (KLN) a		1331									1431							
Shippea Hill (SPP) d																		
Lakenheath (LAK) d																		
Brandon (BND) d									1352									1452
Thetford (TTF) d						1343			1401				1437					1501
Harling Road (HRD) d																		
Eccles Road (ECS) d																		
Attleborough (ATL) d									1416									1516
Spooner Row (SPN) d																		
Wymondham (WMD) d									1424									1524
Norwich (NRW) a						1414			1439				1510					1539
Manea (MNE) d				1310														
March (MCH) d				1317	1331								1431					
Whittlesea (WLE) d				1329														
Peterborough (PBO) a	1326			1339	1349					1425			1449					1523

NOTES (see introductory pages for explanation of train operator codes and standard symbols)

- a Arrival time
- d Departure time
- c Arrives 6 minutes earlier
- e Arrives 5 minutes earlier
- A To Birmingham New Street, see table 54
- B To Liverpool Lime Street, see table 54
- D From Nottingham, see table 54
- F From Liverpool Lime Street, see table 54

London, Stansted Airport and Cambridge to Ely, Kings Lynn, Norwich and Peterborough

Saturdays

Operator Train ID Days of operation/Notes 1st Class/Reservations/Bus Catering facilities	GN 1T34	LE 2H32	LE 2E78	XC 1N59 A 1 1/2 1/2	EM 1L10 F ◇	GN 1T36	LE 2H34	LE 2K76	EM 1R78 B ◇	GN 1T38	LE 2H36	XC 1N61 A 1 1/2 1/2	EM 1L11 F ◇	GN 1T40	LE 2H38	LE 1K78	EM 1R80 B ◇	GN 1T42
London Liverpool Street (LST) 15 d		1328					1358				1428				1458			
London Kings Cross (KGX) 15 d	1342					1412				1442				1512				1542
Ipswich (IPS) d			1402															
Stansted Airport (SSD) ← d				1427				1448				1527						1548
Audley End (AUD) d		1430					1451	1502			1530				1551	1602		
Whittlesford Parkway (WLF) d		1440					1458	1510			1540				1558	1610		
Cambridge (CBG) a	1430	1451		1456		1500	1508	1519		1530	1551	1556		1600	1608	1619		1630
Cambridge (CBG) d	1435	1453		1500		1503	1513	1520		1535	1553	1600		1603	1613	1620		1635
Cambridge North (CMB) d	1440	1458a				1508	1518a	1524		1540	1558a			1608	1618a	1624		1640
Waterbeach (WBC) d		1444					1512				1544				1612			1644
Ely (ELY) 4 a	1454		1458	1514		1523		1536		1554		1614		1626		1636		1654
Ely (ELY) 4 d	1455		1458	1515	1519			1536	1548	1555		1615	1622			1636	1648	1655
Littleport (LTP) d	1508c									1608c								1708c
Downham Market (DOW) d		1517								1617								1717
Watlington (WTG) d		1523								1623								1723
Kings Lynn (KLN) a		1531								1631								1731
Shippea Hill (SPP) d																		
Lakenheath (LAK) d								1549										
Brandon (BND) d								1555								1652		
Thetford (TTF) d					1540			1603					1644			1701		
Harling Road (HRD) d																		
Eccles Road (ECS) d																		
Attleborough (ATL) d								1618								1716		
Spooner Row (SPN) d																		
Wymondham (WMD) d								1626								1724		
Norwich (NRW) a					1610			1640					1714			1740		
Manea (MNE) d			1509															
March (MCH) d			1517	1531								1631						
Whittlesea (WLE) d			1528															
Peterborough (PBO) 8 a			1539	1549					1625			1649					1723	









Operator Train ID Days of operation/Notes 1st Class/Reservations/Bus Catering facilities	LE 2H40	LE 2E80	XC 1N63 A 1 1/2 1/2	GN 1T44	LE 2H42	LE 1K80	EM 1M82 G ◇	GN 1T46	LE 2H44	XC 1N65 A 1 1/2 1/2	EM 1L13 F ◇	GN 1T48	LE 2H46	LE 1K82	EM 1R84 H ◇	GN 1T50	LE 2H48	LE 2E82
London Liverpool Street (LST) 15 d	1528				1558				1628				1658					1728
London Kings Cross (KGX) 15 d				1612				1642				1712				1742		
Ipswich (IPS) d		1558																1758
Stansted Airport (SSD) ← d			1627			1648				1727				1748				
Audley End (AUD) d	1630				1651	1702			1730				1751	1802				1830
Whittlesford Parkway (WLF) d	1640				1658	1710			1740				1758	1810				1840
Cambridge (CBG) a	1651		1656	1700	1708	1719		1730	1751	1756		1800	1808	1819		1830	1851	
Cambridge (CBG) d	1653		1700	1703	1713	1720		1735	1753	1800		1803	1813	1820		1835	1853	
Cambridge North (CMB) d	1658a			1708	1718a	1724		1740	1758a			1808	1818a	1824		1840	1858a	
Waterbeach (WBC) d				1712				1744				1812				1844		
Ely (ELY) 4 a		1658	1714	1723		1736		1754		1814		1823		1836		1854		1858
Ely (ELY) 4 d		1658	1715			1736	1750	1755		1815	1822			1836	1849	1855		1858
Littleport (LTP) d								1808c								1908c		
Downham Market (DOW) d								1817								1917		
Watlington (WTG) d								1823								1923		
Kings Lynn (KLN) a								1831								1931		
Shippea Hill (SPP) d																		
Lakenheath (LAK) d																		
Brandon (BND) d						1752								1852				
Thetford (TTF) d						1801					1843			1901				
Harling Road (HRD) d																		
Eccles Road (ECS) d																		
Attleborough (ATL) d						1816								1916				
Spooner Row (SPN) d																		
Wymondham (WMD) d						1824								1923				
Norwich (NRW) a						1839					1917			1937				
Manea (MNE) d		1709								1826								1909
March (MCH) d		1717	1731							1833					1906			1917
Whittlesea (WLE) d		1728																1928
Peterborough (PBO) 8 a		1739	1749				1824			1851					1924			1939









NOTES (see introductory pages for explanation of train operator codes and standard symbols)

- | | | | |
|---|--|---|--|
| a | Arrival time | F | From Liverpool Lime Street, see table 54 |
| d | Departure time | G | To Manchester Piccadilly, see table 54 |
| c | Arrives 6 minutes earlier | H | To Sheffield, see table 54 |
| A | To Birmingham New Street, see table 54 | | |
| B | To Liverpool Lime Street, see table 54 | | |

London, Stansted Airport and Cambridge to Ely, Kings Lynn, Norwich and Peterborough

Saturdays

Operator Train ID Days of operation/Notes 1st Class/Reservations/Bus	XC 1N67 A 1	EM 1L14 F 1	GN 1T52 1	LE 2H50 1	LE 1K84 1	GN 1T54 1	LE 2H52 1	XC 1N69 A 1	EM 1L15 F 1	GN 1T56 1	LE 2H54 1	LE 1K88 1	GN 1T58 1	LE 2H56 1	LE 2E84 1	EM 1R88 J 1	GN 1T60 1	LE 2H58 1
London Liverpool Street (LST)   d				1758		1828					1858		1928					1958
London Kings Cross (KGX)   d			1812			1842				1912			1942				2012	
Ipswich (IPS) d															2000			
Stansted Airport (SSD)  d	1827				1848			1927				1948						
Audley End (AUD) d				1851	1902		1930				1951	2002		2030				2051
Whittlesford Parkway (WLF) d				1858	1910		1940				1958	2010		2040				2058
Cambridge (CBG) a	1856		1900	1908	1919	1930	1951	1956		2000	2008	2019	2030	2051			2104	2109
Cambridge (CBG) d	1900		1905	1913	1920	1935	1953	2000		2003	2013	2020	2035	2053			2106	2113
Cambridge North (CMB) d			1910	1918a	1925	1940	1958a			2008	2018a	2024	2039	2058a			2111	2118a
Waterbeach (WBC) d			1914			1944				2012			2044					2115
Ely (ELY)  a	1914		1923		1937	1954		2014		2021		2036	2053		2057			2124
Ely (ELY)  d	1915	1922	1925		1937	1955		2015	2017	2023		2036	2054		2058	2107		2125
Littleport (LTP) d			1932			2008c				2030			2108c					2132
Downham Market (DOW) d			1942			2017				2042f			2117					2142
Watlington (WTG) d			1948			2023				2048			2123					2148
Kings Lynn (KLN) a			1956			2031				2056			2131					2156
Shippea Hill (SPP) d																		
Lakenheath (LAK) d																		
Brandon (BND) d					1953							2052						
Thetford (TTF) d		1943			2002				2039			2101						
Harling Road (HRD) d																		
Eccles Road (ECS) d																		
Attleborough (ATL) d					2017							2116						
Spooner Row (SPN) d																		
Wyndham (WMD) d					2024							2123						
Norwich (NRW) a		2013			2038				2109			2137						
Manea (MNE) d																2109		
March (MCH) d	1931							2031								2116		
Whittlesea (WLE) d																2128		
Peterborough (PBO)  a	1949							2049								2138	2142	

Operator Train ID Days of operation/Notes 1st Class/Reservations/Bus	LE 1K92	GN 1T62	LE 2H60	EM 1L17 F 1	GN 1T64	LE 2H62	GN 1T66	LE 1K96	LE 2H64	GN 1T68	GN 1T70	LE 2H68	GN 1T72
London Liverpool Street (LST)   d			2028			2058			2128			2228	
London Kings Cross (KGX)   d		2042			2112		2142			2212	2242		2312
Ipswich (IPS) d													
Stansted Airport (SSD)  d	2048							2210					
Audley End (AUD) d	2102		2130			2151		2224	2230			2330	
Whittlesford Parkway (WLF) d	2110		2140			2158		2232	2240			2340	
Cambridge (CBG) a	2120	2132	2151		2204	2208	2230	2243	2251	2304	2330	2351	0004
Cambridge (CBG) d	2121	2135	2153		2205	2213	2235	2255	2259	2305	2335	2352	0008
Cambridge North (CMB) d	2125	2140	2158a		2210	2218a	2240	2259	2304a	2310	2340	2357a	0013
Waterbeach (WBC) d			2144			2214		2244		2314	2344		0017
Ely (ELY)  a	2136	2154			2225	2254	2311			2325	2354		0026
Ely (ELY)  d	2136	2155		2217		2255	2311				2355		0027
Littleport (LTP) d		2208c				2302					0002		0034
Downham Market (DOW) d		2217				2311					0011		0043
Watlington (WTG) d		2223				2317					0017		0049
Kings Lynn (KLN) a		2231				2325					0025		0057
Shippea Hill (SPP) d													
Lakenheath (LAK) d													
Brandon (BND) d	2153							2327					
Thetford (TTF) d	2202			2239				2336					
Harling Road (HRD) d													
Eccles Road (ECS) d													
Attleborough (ATL) d	2217			2253				2351					
Spooner Row (SPN) d													
Wyndham (WMD) d	2224			2300				2358					
Norwich (NRW) a	2238			2313				0012					
Manea (MNE) d													
March (MCH) d													
Whittlesea (WLE) d													
Peterborough (PBO)  a													

NOTES (see introductory pages for explanation of train operator codes and standard symbols)

- a Arrival time
- d Departure time
- c Arrives 6 minutes earlier
- f Arrives 3 minutes earlier
- A To Birmingham New Street, see table 54
- F From Liverpool Lime Street, see table 54
- J To Nottingham, see table 54

London, Stansted Airport and Cambridge to Ely, Kings Lynn, Norwich and Peterborough

Sundays

Operator Train ID Days of operation/Notes 1st Class/Reservations/Bus	LE 1K88	XC 1N69 D ◇	GN 1T56 □	LE 2H54	LE 2H56	EM 1L14 G ◇	LE 1K90	GN 1T60 □	LE 2H58	EM 1R78 J ◇	LE 1K92	EM 1L16 G ◇	GN 1T64 □	LE 2H62	GN 1T68 □	LE 2H66	GN 1T72 □
London Liverpool Street (LST) d				1857	1928				1957					2057		2157	
London Kings Cross (KGX) d			1912					2012					2112		2212		2312
Ipswich (IPS) d																	
Stansted Airport (SSD) d	1909	1927					2009				2119						
Audley End (AUD) d	1926			2000	2023		2026		2100		2133			2200		2300	
Whittlesford Parkway (WLF) d	1934			2010	2030		2034		2110		2141			2210		2310	
Cambridge (CBG) a	1944	1955	2001	2021	2040		2044	2059	2121		2150		2159	2221	2259	2323	0003
Cambridge (CBG) d	1950	2000	2004	2023	2041		2048	2104	2123		2151		2204	2226	2304	2325	0006
Cambridge North (CMB) d	1954		2008	2028a	2047a		2053	2108	2128a		2156		2208	2231a	2308	2330a	0010
Waterbeach (WBC) d			2012					2112					2212		2312		0014
Ely (ELY) a	2006	2014	2022				2104	2122			2207		2222		2322		0024
Ely (ELY) d	2007	2015	2022			2035	2105	2122		2145	2208	2220	2223		2322		0024
Littleport (LTP) d			2029					2129					2230		2329		0031
Downham Market (DOW) d			2039					2139					2239		2339		0041
Watlington (WTG) d			2044					2144					2245		2344		0046
Kings Lynn (KLN) a			2053					2153					2253		2353		0055
Shippea Hill (SPP) d																	
Lakenheath (LAK) d																	
Brandon (BND) d	2023						2121				2224						
Thetford (TTF) d	2032					2056	2129				2232	2241					
Harling Road (HRD) d																	
Eccles Road (ECS) d																	
Attleborough (ATL) d	2047					2110	2144				2247	2255					
Spooner Row (SPN) d																	
Wymondham (WMD) d	2054					2117	2152				2255	2302					
Norwich (NRW) a	2110					2132	2207				2313	2317					
Manea (MNE) d																	
March (MCH) d		2031															
Whittlesea (WLE) d																	
Peterborough (PBO) a		2049								2217							

NOTES (see introductory pages for explanation of train operator codes and standard symbols)

- a Arrival time
- d Departure time
- D To Birmingham New Street, see table 54
- G From Liverpool Lime Street, see table 54
- J To Nottingham, see table 54

Peterborough, Norwich, Kings Lynn and Ely to Cambridge, Stansted Airport and London

Mondays to Fridays

Operator Train ID Days of operation/Notes 1st Class/Reservations/Bus	GN 1T01	LE 1H83	GN 1T05	LE 1K55	GN 1T07	EM 1R60 A ◇	LE 1H87	EM 1L01 B ◇	GN 1T09	LE 2H13	LE 1K59	EM 1R62 A ◇	GN 1T11	XC 1L26 C □◇	LE 2H15	EM 1L02 B ◇	GN 1T13	LE 1K61	
Peterborough (PBO)	8	d						0627						0713		0739			
Whittlesea (WLE)		d												0721					
March (MCH)		d						0643						0732		0754			
Manea (MNE)		d												0739					
Norwich (NRW)		d		0533		0549					0633	0651						0729	
Wymondham (WMD)		d		0545		0601					0645							0741	
Spooner Row (SPN)		d																	
Attleborough (ATL)		d		0552		0609					0652							0748	
Eccles Road (ECS)		d																	
Harling Road (HRD)		d																	
Thetford (TTF)		d		0606		0623					0706	0719						0802	
Brandon (BND)		d		0614							0714							0810	
Lakenheath (LAK)		d																	
Shippea Hill (SPP)		d																	
Kings Lynn (KLN)		d	0443	0517	0539		0610		0618		0641		0710				0748		
Wattlington (WTG)		d	0450	0524	0546		0617		0626		0648		0718				0755		
Downham Market (DOW)		d	0457	0531	0553		0625		0635		0655		0725				0802		
Littleport (LTP)		d	0507	0541	0603		0634		0644		0704		0734				0812		
Ely (ELY)	4	a	0515	0549	0611	0631	0642	0645	0652	0701	0713		0731	0741	0744	0753	0812	0824	0827
Ely (ELY)	4	d	0516	0550	0613	0632	0642		0653		0714	0729	0733		0744	0753	0800	0825	0828
Waterbeach (WBC)		d	0526	0559	0623		0652		0702		0724			0754		0809	0834	0838	
Cambridge North (CMB)		d	0532	0604	0628	0644	0657		0707		0729	0741	0747		0759	0814	0840	0844	
Cambridge (CBG)		a	0538	0611	0634	0652	0703		0712		0734	0747	0753		0804	0808	0820	0845	0851
Cambridge (CBG)		d	0540	0618	0640		0709		0717		0739	0750		0809	0811	0821	0850		
Whittlesford Parkway (WLF)		a		0625			0725				0800				0831				
Audley End (AUD)		a		0633			0733				0810				0839				
Stansted Airport (SSD)	←	a												0841					
Ipswich (IPS)		a																	
London Kings Cross (KGX)	⌛ 15	a	0633		0733		0803			0833			0903				0948		
London Liverpool Street (LST)	⌛ 15	a		0725				0825			0920				0950				

Operator Train ID Days of operation/Notes 1st Class/Reservations/Bus Catering facilities	LE 2L71	GN 1T15	EM 1R64 A ◇	XC 1L28 C □◇ ♣	LE 2H19	GN 1T17	EM 1L04 B ◇	LE 1K65	EM 1R66 A ◇	LE 2H21	GN 1T19	XC 1L30 C □◇ ♣	EM 1L05 D ◇	LE 2H23	GN 1T21	LE 1K67	LE 2L73	EM 1R68 A ◇
Peterborough (PBO)	8	d	0750		0819		0841					0919	0941					0950
Whittlesea (WLE)		d	0758															0958
March (MCH)		d	0809		0834							0934						1009
Manea (MNE)		d	0817															1017
Norwich (NRW)		d		0755				0833	0856							0927		0955
Wymondham (WMD)		d						0845								0939		
Spooner Row (SPN)		d																
Attleborough (ATL)		d						0852								0946		
Eccles Road (ECS)		d																
Harling Road (HRD)		d																
Thetford (TTF)		d		0824				0906	0923							1000		1023
Brandon (BND)		d						0914								1008		
Lakenheath (LAK)		d																
Shippea Hill (SPP)		d																
Kings Lynn (KLN)		d				0844									0946			
Wattlington (WTG)		d				0851									0953			
Downham Market (DOW)		d				0858									1000			
Littleport (LTP)		d				0908									1009			
Ely (ELY)	4	a	0830		0848	0853		0916	0919	0931	0945		0952	1014	1017	1027	1031	1045
Ely (ELY)	4	d	0831	0845		0854		0917		0932		0947	0954		1018	1027	1032	
Waterbeach (WBC)		d		0855			0926					0957			1027			
Cambridge North (CMB)		d		0900		0911	0931		0944		0953	1002		1014	1033	1039		
Cambridge (CBG)		a		0905		0913	0918	0936	0950		0958	1007	1010	1019	1038	1045		
Cambridge (CBG)		d		0909		0914	0920	0942	0951		1003	1014	1011	1020	1044	1048		
Whittlesford Parkway (WLF)		a				0930			0958		1011			1030		1055		
Audley End (AUD)		a				0940			1007		1019			1040		1105		
Stansted Airport (SSD)	←	a			0944				1024				1041			1124		
Ipswich (IPS)		a	0926														1128	
London Kings Cross (KGX)	⌛ 15	a		1004			1033				1105					1132		
London Liverpool Street (LST)	⌛ 15	a				1045				1115				1145				

NOTES (see introductory pages for explanation of train operator codes and standard symbols)

- a Arrival time
- d Departure time
- A To Liverpool Lime Street, see table 54
- B From Nottingham, see table 54
- C From Birmingham New Street, see table 54
- D From Sheffield, see table 54

Peterborough, Norwich, Kings Lynn and Ely to Cambridge, Stansted Airport and London

Mondays to Fridays

Operator Train ID Days of operation/Notes 1st Class/Reservations/Bus Catering facilities	LE 2H25	XC 1L98 E I◇	GN 1T23	LE 2H27	GN 1T25	EM 1L06 F ◇	LE 1K71	EM 1R70 A ◇	LE 2H29	XC 1L34 C I◇ ⚡	GN 1T27	EM 1L07 F ◇	LE 2H31	GN 1T29	LE 1K73	LE 2L75	EM 1R72 A ◇	LE 2H33	
Peterborough (PBO)	8	d	1012			1045				1116		1141						1150	
Whittlesea (WLE)		d																1158	
March (MCH)		d	1028							1131								1209	
Manea (MNE)		d	1036															1217	
Norwich (NRW)		d					1033	1057								1127		1156	
Wymondham (WMD)		d					1045									1139			
Spooner Row (SPN)		d																	
Attleborough (ATL)		d					1052								1146				
Eccles Road (ECS)		d																	
Harling Road (HRD)		d																	
Thetford (TTF)		d					1106	1124										1200	1223
Brandon (BND)		d					1114											1208	
Lakenheath (LAK)		d																	
Shippea Hill (SPP)		d																	
Kings Lynn (KLN)		d				1044									1144				
Wattlington (WTG)		d				1051									1151				
Downham Market (DOW)		d				1058									1158				
Littleport (LTP)		d				1108									1208				
Ely (ELY)	4	a	1049			1116	1119	1131	1146		1149		1213		1216	1226	1231	1246	
Ely (ELY)	4	d	1050	1053		1117		1131			1150	1153			1217	1227	1232		
Waterbeach (WBC)		d		1103		1126					1203				1227				
Cambridge North (CMB)		d	1053		1108	1113	1132	1144		1153		1208		1213	1232	1240			1252
Cambridge (CBG)		a	1059	1105	1112	1119	1137	1149		1159	1205	1212		1219	1237	1244			1257
Cambridge (CBG)		d	1103	1111	1114	1120	1144	1150		1203	1211	1214		1220	1244	1248			1303
Whittlesford Parkway (WLF)		a	1111			1130		1158		1211				1230		1256			1311
Audley End (AUD)		a	1119			1140		1206		1219				1240		1305			1319
Stansted Airport (SSD)	←	a		1141				1224				1241				1324			
Ipswich (IPS)		a																1328	
London Kings Cross (KGX)	⊕ 15	a		1203		1234						1303			1333				
London Liverpool Street (LST)	⊕ 15	a	1215			1245				1315				1345					1415

Operator Train ID Days of operation/Notes 1st Class/Reservations/Bus Catering facilities	XC 1L36 C I◇ ⚡	GN 1T31	EM 1L08 B ◇	LE 2H35	GN 1T33	LE 1K77	EM 1R74 A ◇	LE 2H37	XC 1L38 C I◇ ⚡	GN 1T35	EM 1L09 F ◇	LE 2H39	GN 1T37	LE 1K79	LE 2L77	EM 1R76 A ◇	LE 2H41	XC 1L40 C I◇ ⚡	
Peterborough (PBO)	8	d	1215		1243				1316		1341					1350			1416
Whittlesea (WLE)		d														1358			
March (MCH)		d	1230						1331							1409			1431
Manea (MNE)		d														1417			
Norwich (NRW)		d				1229	1257								1327		1356		
Wymondham (WMD)		d				1241									1339				
Spooner Row (SPN)		d																	
Attleborough (ATL)		d				1248								1346					
Eccles Road (ECS)		d																	
Harling Road (HRD)		d																	
Thetford (TTF)		d				1302	1324							1400		1423			
Brandon (BND)		d				1310								1408					
Lakenheath (LAK)		d																	
Shippea Hill (SPP)		d																	
Kings Lynn (KLN)		d				1244								1344					
Wattlington (WTG)		d				1251								1351					
Downham Market (DOW)		d				1258								1358					
Littleport (LTP)		d				1308								1408					
Ely (ELY)	4	a	1248		1315	1318	1328	1346		1350		1413		1416	1425	1431	1445		1449
Ely (ELY)	4	d	1250	1253		1318	1328		1350	1354			1417	1426	1431				1450
Waterbeach (WBC)		d		1303		1328				1404				1426					
Cambridge North (CMB)		d		1308		1313	1333	1344c		1409		1413	1432	1438				1453	
Cambridge (CBG)		a	1305	1312		1318	1337	1349		1359	1405	1413	1419	1437	1444			1459	1505
Cambridge (CBG)		d	1311	1314		1320	1344	1350		1403	1411	1414	1420	1444	1448			1503	1511
Whittlesford Parkway (WLF)		a				1330		1358		1411			1430	1455				1511	
Audley End (AUD)		a				1340		1406		1419			1440	1505				1519	
Stansted Airport (SSD)	←	a	1341					1424		1441				1524					1541
Ipswich (IPS)		a																	
London Kings Cross (KGX)	⊕ 15	a		1403		1433				1502			1533						
London Liverpool Street (LST)	⊕ 15	a				1445			1515			1545							1615

NOTES (see introductory pages for explanation of train operator codes and standard symbols)

- a Arrival time
- d Departure time
- c Arrives 4 minutes earlier
- A To Liverpool Lime Street, see table 54
- B From Nottingham, see table 54
- C From Birmingham New Street, see table 54
- E From Bristol Temple Meads, see table 54
- F From Liverpool Lime Street, see table 54

Peterborough, Norwich, Kings Lynn and Ely to Cambridge, Stansted Airport and London

Mondays to Fridays

Table with columns: Operator, Train ID, Days of operation/Notes, 1st Class/Reservations/Bus, Catering facilities, and various train numbers (GN 1T39, EM 1L10 F, LE 2H43, GN 1T41, LE 1K81, EM 1R78 A, LE 2H45, XC 1L42 C, GN 1T43, EM 1L11 F, LE 2H47, GN 1T45, LE 1K83, LE 2H49, LE 2L79, GN 1T47, EM 1R80 A, XC 1L44 C) and station names like Peterborough (PBO), Whittlesea (WLE), March (MCH), Manea (MNE), Norwich (NRW), Wymondham (WMD), Spooner Row (SPN), etc.

Table with columns: Operator, Train ID, Days of operation/Notes, 1st Class/Reservations/Bus, and various train numbers (LE 2H51, GN 1T49, LE 2K85, GN 1T51, EM 1M82 G, XC 1L46 C, GN 1T53, EM 1L13 F, LE 2H57, LE 2L81, LE 2K89, EM 1R84 H, XC 1L48 C, GN 1T55, LE 2H59, GN 1T57, EM 1L14 F, LE 1K91) and station names like Peterborough (PBO), Whittlesea (WLE), March (MCH), Manea (MNE), Norwich (NRW), Wymondham (WMD), Spooner Row (SPN), etc.

NOTES (see introductory pages for explanation of train operator codes and standard symbols)

- a Arrival time
d Departure time
A To Liverpool Lime Street, see table 54
C From Birmingham New Street, see table 54
F From Liverpool Lime Street, see table 54
G To Manchester Piccadilly, see table 54
H To Sheffield, see table 54

Peterborough, Norwich, Kings Lynn and Ely to Cambridge, Stansted Airport and London

Mondays to Fridays

Operator Train ID Days of operation/Notes 1st Class/Reservations/Bus	XC	LE	GN	XC	GN	LE	GN	EM	LE	LE	LE	XC	GN	EM	LE	GN	LE	XC	
	1L49 C	2H61	1T59	1L50 C	1T59	2H63	1T61	1L15 F	1K93	2L83 J	2H65	1L52 C	1T63	1R88 K	2H67	1T65	2H69	1L54 C	
Peterborough (PBO)	8 d	1900		1916				1942				1950						2016	2116
Whittlesea (WLE)	d											1958							
March (MCH)	d	1915		1931								2009						2031	2131
Manea (MNE)	d											2017							
Norwich (NRW)	d								1927					2008					
Wymondham (WMD)	d								1939										
Spooner Row (SPN)	d																		
Attleborough (ATL)	d								1946										
Eccles Road (ECS)	d																		
Harling Road (HRD)	d																		
Thetford (TTF)	d								2000					2035					
Brandon (BND)	d								2008										
Lakenheath (LAK)	d																		
Shippea Hill (SPP)	d																		
Kings Lynn (KLN)	d						1940										2044		
Watlington (WTG)	d						1947										2051		
Downham Market (DOW)	d						1954										2058		
Littleport (LTP)	d						2004										2108		
Ely (ELY)	4 a	1935		1951			2012	2015	2027	2031		2049		2057			2116	2149	
Ely (ELY)	4 d	1935		1945	1954		2017		2028	2032		2051	2054				2117	2150	
Waterbeach (WBC)	d			1955			2026						2104				2126		
Cambridge North (CMB)	d		1952	2000		2013	2032		2039		2053		2109		2113	2132	2153		
Cambridge (CBG)	a	1951	1958	2006	2009	← 2019	2038		2045		2059	2106	2113		2118	2137	2159	2205	
Cambridge (CBG)	d		2003	2014	2011	2014	2020	2044		2048		2102	2111	2114		2120	2144	2203	2211
Whittlesford Parkway (WLF)	a		2011	→			2030			2055		2111				2130		2211	
Audley End (AUD)	a		2019				2040			2105		2119				2140		2219	
Stansted Airport (SSD)	← a			2041						2124			2141					2241	
Ipswich (IPS)	a										2128								
London Kings Cross (KGX)	↻ 15 a					2103		2133						2203			2233		
London Liverpool Street (LST)	↻ 15 a		2115				2145								2245			2315	

Operator Train ID Days of operation/Notes 1st Class/Reservations/Bus	GN	LE	LE	LE	EM	GN	LE	LE	GN	XC	GN	LE
	1T67	2H91 FX	2H71 FO	1K95	1L17 F	1T69	2L85 J	2H73	1T71	1L56 C	2T73	1K97
Peterborough (PBO)	8 d				2140		2146			2219		
Whittlesea (WLE)	d						2154					
March (MCH)	d						2205			2234		
Manea (MNE)	d						2213					
Norwich (NRW)	d			2112								2240
Wymondham (WMD)	d			2124								2252
Spooner Row (SPN)	d											
Attleborough (ATL)	d			2131								2259
Eccles Road (ECS)	d											
Harling Road (HRD)	d											
Thetford (TTF)	d			2145								2313
Brandon (BND)	d			2153								2321
Lakenheath (LAK)	d											
Shippea Hill (SPP)	d											
Kings Lynn (KLN)	d					2144					2244	
Watlington (WTG)	d					2151					2251	
Downham Market (DOW)	d					2158					2258	
Littleport (LTP)	d					2208					2308	
Ely (ELY)	4 a			2210	2213	2216	2226			2252	2316	2338
Ely (ELY)	4 d	2153		2212		2217	2227		2246	2253	2316	2338
Waterbeach (WBC)	d	2203				2227			2256		2326	
Cambridge North (CMB)	d	2208	2210	2213	2225	2232		2243	2301		2331	2351
Cambridge (CBG)	a	2212	2215	2219	2232	2237		2248	2306	2309	2336	2358
Cambridge (CBG)	d	2214		2220		2244		2250	2314			
Whittlesford Parkway (WLF)	a			2231				2300				
Audley End (AUD)	a			2241				2310				
Stansted Airport (SSD)	← a											
Ipswich (IPS)	a						2322					
London Kings Cross (KGX)	↻ 15 a	2303				2334			0008			
London Liverpool Street (LST)	↻ 15 a			2348				0018				

NOTES (see introductory pages for explanation of train operator codes and standard symbols)

- a Arrival time
- d Departure time
- C From Birmingham New Street, see table 54
- F From Liverpool Lime Street, see table 54
- J To Colchester, see table 6
- K To Nottingham, see table 54
- FO Fridays only

FX Not Fridays

Peterborough, Norwich, Kings Lynn and Ely to Cambridge, Stansted Airport and London

Saturdays

Operator Train ID Days of operation/Notes 1st Class/Reservations/Bus	GN	GN	LE	GN	LE	EM	GN	EM	LE	GN	LE	EM	LE	GN	XC	GN	EM	LE
	1T01	1T03	2H07	1T05	1K55	1R60 A ◇	1T07	1L01 B ◇	2H11	1T09	1K59	1R62 A ◇	2H13	1T11	1L26 C ◇	1T11	1L02 B ◇	2H15
Peterborough (PBO)	8	d						0628							0713		0737	
Whittlesea (WLE)		d													0721			
March (MCH)		d						0644							0732		0755	
Manea (MNE)		d													0739			
Norwich (NRW)		d			0527	0548					0627	0651						
Wymondham (WMD)		d			0539	0600					0639							
Spooner Row (SPN)		d																
Attleborough (ATL)		d			0546	0608					0646							
Eccles Road (ECS)		d																
Harling Road (HRD)		d																
Thetford (TTF)		d			0600	0622					0700	0719						
Brandon (BND)		d			0608						0708							
Lakenheath (LAK)		d																
Shippea Hill (SPP)		d																
Kings Lynn (KLN)		d			0544					0644								
Watlington (WTG)		d			0551					0651								
Downham Market (DOW)		d			0558					0658								
Littleport (LTP)		d			0608					0708								
Ely (ELY)	4	a			0616	0626	0644		0704	0716	0725	0741			0753		0814	
Ely (ELY)	4	d	0517	0553	0617	0627		0653		0717	0727			0747	0753			
Waterbeach (WBC)		d	0526	0603	0626			0703		0726				0757				
Cambridge North (CMB)		d	0531	0608	0613	0632	0639	0708	0713	0732	0739		0753	0802				0813
Cambridge (CBG)		a	0536	0612	0618	0637	0647	0712	0719	0737	0744		0759	0806	0809	←		0819
Cambridge (CBG)		d	0537	0614	0620	0644	0651	0714	0720	0744	0748		0803	0814	0811	0814		0820
Whittlesford Parkway (WLF)		a			0630		0659		0730		0756		0811	←				0830
Audley End (AUD)		a			0640		0707		0740		0805		0819					0840
Stansted Airport (SSD)	←	a					0724				0824				0841			
Ipswich (IPS)		a																
London Kings Cross (KGX)	← 15	a	0633	0703		0733		0803		0833						0903		
London Liverpool Street (LST)	← 15	a			0745				0845				0915					0945

Operator Train ID Days of operation/Notes 1st Class/Reservations/Bus Catering facilities	GN	LE	LE	EM	LE	XC	GN	LE	GN	LE	EM	EM	LE	XC	GN	LE	GN	EM
	1T13	1K61	2L71	1R64 A ◇	2H17	1L28 C ◇	1T15	2H19	1T17	1K65	1L04 B ◇	1R66 A ◇	2H21	1L30 C ◇	1T19	2H23	1T21	1L05 D ◇
Peterborough (PBO)	8	d			0750						0854			0916				0945
Whittlesea (WLE)		d			0758													
March (MCH)		d			0809			0831						0931				
Manea (MNE)		d			0817													
Norwich (NRW)		d	0727		0755					0827		0854						
Wymondham (WMD)		d	0739							0839								
Spooner Row (SPN)		d																
Attleborough (ATL)		d	0746							0846								
Eccles Road (ECS)		d																
Harling Road (HRD)		d																
Thetford (TTF)		d	0800		0823					0900		0922						
Brandon (BND)		d	0808							0908								
Lakenheath (LAK)		d																
Shippea Hill (SPP)		d																
Kings Lynn (KLN)		d	0744						0844						0919		0944	
Watlington (WTG)		d	0751						0851						0926		0951	
Downham Market (DOW)		d	0758						0858						0933		0958	
Littleport (LTP)		d	0808						0908						0942		1008	
Ely (ELY)	4	a	0817	0826	0831	0845		0849		0916	0925	0928	0944	0950	0953		1016	1019
Ely (ELY)	4	d	0817	0827	0831			0850	0853	0917	0927			0950	0954		1017	
Waterbeach (WBC)		d	0827					0903		0926					1003		1026	
Cambridge North (CMB)		d	0832	0839		0853	0908	0913	0932	0939			0953	1008	1013	1032		
Cambridge (CBG)		a	0837	0844		0859	0905	0912	0919	0937	0944		0959	1005	1013	1019	1037	
Cambridge (CBG)		d	0844	0848		0903	0911	0914	0920	0944	0948		1003	1011	1014	1020	1044	
Whittlesford Parkway (WLF)		a		0856		0911		0930		0956			1011			1030		
Audley End (AUD)		a		0905		0919		0940		1005			1019			1040		
Stansted Airport (SSD)	←	a		0924		0941				1024				1041				
Ipswich (IPS)		a		0926														
London Kings Cross (KGX)	← 15	a	0933					1003		1034					1103		1133	
London Liverpool Street (LST)	← 15	a				1015			1045				1115			1145		

NOTES (see introductory pages for explanation of train operator codes and standard symbols)

- a Arrival time
- d Departure time
- A To Liverpool Lime Street, see table 54
- B From Nottingham, see table 54
- C From Birmingham New Street, see table 54
- D From Sheffield, see table 54

Peterborough, Norwich, Kings Lynn and Ely to Cambridge, Stansted Airport and London

Saturdays

Operator Train ID Days of operation/Notes 1st Class/Reservations/Bus Catering facilities		LE 1K67	LE 2L73	EM 1R68 A ◇	LE 2H25	XC 1L00 E I◇	GN 1T23 I	EM 1L06 F ◇	LE 2H27	GN 1T25 I	LE 2K71	EM 1R70 A ◇	LE 2H29	XC 1L34 C I◇	GN 1T27 I	EM 1L07 F ◇	LE 2H31	GN 1T29 I	LE 1K73
Peterborough (PBO)	8 d		0950			1015		1040						1116		1141			
Whittlesea (WLE)	d		0958																
March (MCH)	d		1009			1030								1131					
Manea (MNE)	d		1017																
Norwich (NRW)	d	0927		0954							1027	1055							1127
Wyndham (WMD)	d	0939									1039								1139
Spooner Row (SPN)	d																		
Attleborough (ATL)	d	0946									1046								1146
Eccles Road (ECS)	d																		
Harling Road (HRD)	d																		
Thetford (TTF)	d	1000		1022							1100	1123							1200
Brandon (BND)	d	1008									1108								1208
Lakenheath (LAK)	d										1113								
Shippea Hill (SPP)	d																		
Kings Lynn (KLN)	d						1012				1045								1144
Watlington (WTG)	d						1020				1052								1151
Downham Market (DOW)	d						1028				1059								1158
Littleport (LTP)	d						1039				1108								1208
Ely (ELY)	4 a	1026	1031	1045		1048	1052	1113		1116	1127	1145		1149		1213		1216	1226
Ely (ELY)	4 d	1027	1031			1049	1053			1117	1127			1150	1153			1217	1227
Waterbeach (WBC)	d						1102				1126				1203				1226
Cambridge North (CMB)	d	1039			1053		1108		1113	1132	1140		1153		1208		1213	1232	1239
Cambridge (CBG)	a	1044			1059	1104	1112		1119	1137	1145		1159	1205	1212		1219	1237	1244
Cambridge (CBG)	d	1048			1103	1111	1114		1120	1144	1148		1203	1211	1214		1220	1244	1248
Whittlesford Parkway (WLF)	a	1056			1111				1130		1156		1203				1230		1256
Audley End (AUD)	a	1105			1119				1140		1205		1219				1240		1305
Stansted Airport (SSD)	← a	1124				1141					1224			1241					1324
Ipswich (IPS)	a		1128																
London Kings Cross (KGX)	← a						1205				1233				1303			1333	
London Liverpool Street (LST)	← a				1215					1245				1315			1345		

Operator Train ID Days of operation/Notes 1st Class/Reservations/Bus Catering facilities		LE 2L75	EM 1R72 A ◇	LE 2H33	XC 1L36 C I◇	GN 1T31 I	LE 2H35	GN 1T33 I	EM 1L08 B ◇	LE 1K77	EM 1R74 A ◇	LE 2H37	XC 1L38 C I◇	GN 1T35 I	EM 1L09 F ◇	LE 2H39	GN 1T37 I	LE 1K79	LE 2L77
Peterborough (PBO)	8 d	1150			1216				1244				1316		1339				1350
Whittlesea (WLE)	d	1158																	1358
March (MCH)	d	1209			1232								1331						1409
Manea (MNE)	d	1217																	1417
Norwich (NRW)	d		1155							1229	1255								1327
Wyndham (WMD)	d									1242									1339
Spooner Row (SPN)	d																		
Attleborough (ATL)	d									1249									1346
Eccles Road (ECS)	d																		
Harling Road (HRD)	d																		
Thetford (TTF)	d		1223							1304	1323								1400
Brandon (BND)	d									1312									1408
Lakenheath (LAK)	d																		
Shippea Hill (SPP)	d																		
Kings Lynn (KLN)	d							1244											1344
Watlington (WTG)	d							1251											1351
Downham Market (DOW)	d							1258											1358
Littleport (LTP)	d							1308											1408
Ely (ELY)	4 a	1231	1245		1250			1316	1319	1331	1345		1349		1412		1416	1426	1431
Ely (ELY)	4 d	1232			1251	1254		1317		1331			1350	1353			1417	1427	1432
Waterbeach (WBC)	d					1304		1326						1403					1427
Cambridge North (CMB)	d			1253		1309	1313	1332		1344		1353		1408		1413	1432	1439	
Cambridge (CBG)	a			1259	1306	1313	1319	1337		1349		1359	1405	1412		1419	1437	1444	
Cambridge (CBG)	d			1303	1311	1314	1320	1344		1351		1403	1411	1414		1420	1444	1448	
Whittlesford Parkway (WLF)	a			1311			1330			1359		1411				1430			1456
Audley End (AUD)	a			1319			1340			1407		1419				1440			1505
Stansted Airport (SSD)	← a				1341					1424			1441						1524
Ipswich (IPS)	a	1327																	1529
London Kings Cross (KGX)	← a					1403		1433						1503			1533		
London Liverpool Street (LST)	← a			1415			1445					1515				1545			

NOTES (see introductory pages for explanation of train operator codes and standard symbols)

a Arrival time

d Departure time

A To Liverpool Lime Street, see table 54

B From Nottingham, see table 54

C From Birmingham New Street, see table 54

E From Gloucester, see table 54

F From Liverpool Lime Street, see table 54

Peterborough, Norwich, Kings Lynn and Ely to Cambridge, Stansted Airport and London

Saturdays

Operator Train ID Days of operation/Notes 1st Class/Reservations/Bus Catering facilities	EM 1R76 A ◇	LE 2H41	XC 1L40 C 1◇ ♠	GN 1T39 1	EM 1L10 F ◇	LE 2H43	GN 1T41	LE 1K81	EM 1R78 A ◇	LE 2H45	XC 1L42 C 1◇ ♠	GN 1T43	LE 2H47	GN 1T45	EM 1L11 F ◇	LE 2K83	LE 2L79	EM 1R80 A ◇
Peterborough (PBO)	8	d		1416		1441					1516				1546		1550	
Whittlesea (WLE)		d															1559	
March (MCH)		d		1431							1531						1610	
Manea (MNE)		d															1617	
Norwich (NRW)		d	1353						1427	1455						1520		1552
Wymondham (WMD)		d							1439							1532		
Spooner Row (SPN)		d																
Attleborough (ATL)		d						1446								1539		1609
Eccles Road (ECS)		d														1544		
Harling Road (HRD)		d														1548		
Thetford (TTF)		d	1421					1500	1523							1557		1623
Brandon (BND)		d						1508								1605		
Lakenheath (LAK)		d																
Shippea Hill (SPP)		d														1613		
Kings Lynn (KLN)		d						1444							1544			
Watlington (WTG)		d						1451							1551			
Downham Market (DOW)		d						1458							1558			
Littleport (LTP)		d						1508							1608			
Ely (ELY)	4	a	1445		1449	1514		1517	1528	1545		1549		1616	1619	1625	1631	1645
Ely (ELY)	4	d		1450	1453			1518	1528			1550	1553		1617		1627	1632
Waterbeach (WBC)		d			1503			1528					1603		1626			
Cambridge North (CMB)		d	1453		1508		1513	1533	1541		1553		1608	1613	1632		1639	
Cambridge (CBG)		a	1459	1505	1512		1519	1538	1546		1559	1605	1612	1619	1637		1644	
Cambridge (CBG)		d	1503	1511	1514		1520	1544	1548		1603	1611	1614	1620	1644		1648	
Whittlesford Parkway (WLF)		a	1511				1530		1556		1611			1630			1656	
Audley End (AUD)		a	1519				1540		1605		1619			1640			1705	
Stansted Airport (SSD)	←	a		1541				1624			1641						1724	
Ipswich (IPS)		a															1728	
London Kings Cross (KGX)	←	15	a			1603			1633				1703		1733			
London Liverpool Street (LST)	←	15	a			1645					1715			1745				

Operator Train ID Days of operation/Notes 1st Class/Reservations/Bus Catering facilities	LE 2H49	XC 1L44 C 1◇ ♠	GN 1T47 1	LE 2H51	GN 1T49 1	LE 1K85	EM 1M82 G ◇	LE 2H53	GN 1T51	XC 1L46 C 1◇ ♠	LE 2H55	GN 1T53	EM 1L13 F ◇	LE 2K89	LE 2L81	EM 1R84 H ◇	LE 2H57	XC 1L48 C 1◇ ♠
Peterborough (PBO)	8	d	1616							1716			1745		1750			1816
Whittlesea (WLE)		d								1724					1758			
March (MCH)		d	1631							1735					1809			1831
Manea (MNE)		d								1742					1817			
Norwich (NRW)		d				1627	1654							1720		1750		
Wymondham (WMD)		d				1639	1706							1732		1802		
Spooner Row (SPN)		d												1736				
Attleborough (ATL)		d				1646								1741		1809		
Eccles Road (ECS)		d												1746				
Harling Road (HRD)		d												1750				
Thetford (TTF)		d				1700	1724							1759		1823		
Brandon (BND)		d				1708								1807				
Lakenheath (LAK)		d																
Shippea Hill (SPP)		d																
Kings Lynn (KLN)		d				1644							1744					
Watlington (WTG)		d				1651							1751					
Downham Market (DOW)		d				1658							1758					
Littleport (LTP)		d				1708							1808					
Ely (ELY)	4	a		1649		1717	1726	1747		1756		1816	1819	1826	1831	1846		1849
Ely (ELY)	4	d		1650	1653		1718	1727		1753	1800		1817	1827	1832			1850
Waterbeach (WBC)		d			1703		1727			1803			1826					
Cambridge North (CMB)		d	1653		1708	1713	1732	1739		1753	1808		1813	1832		1839		1853
Cambridge (CBG)		a	1659	1705	1712	1719	1737	1744		1759	1812	1815	1819	1837	1844		1859	1905
Cambridge (CBG)		d	1703	1711	1714	1720	1744	1748		1803	1814	1817	1820	1844		1848		1903
Whittlesford Parkway (WLF)		a	1711			1730		1756		1811			1830			1856		1911
Audley End (AUD)		a	1719			1740		1805		1819			1840			1905		1919
Stansted Airport (SSD)	←	a		1741				1824			1852			1924				1941
Ipswich (IPS)		a														1927		
London Kings Cross (KGX)	←	15	a			1803		1833		1903			1935					
London Liverpool Street (LST)	←	15	a	1815			1845			1915			1945					2015

NOTES (see introductory pages for explanation of train operator codes and standard symbols)

- a Arrival time
- d Departure time
- A To Liverpool Lime Street, see table 54
- C From Birmingham New Street, see table 54
- F From Liverpool Lime Street, see table 54
- G To Manchester Piccadilly, see table 54
- H To Sheffield, see table 54

Peterborough, Norwich, Kings Lynn and Ely to Cambridge, Stansted Airport and London

Saturdays

Operator Train ID Days of operation/Notes 1st Class/Reservations/Bus	GN	LE	GN	EM	LE	LE	XC	GN	EM	LE	GN	LE	LE	LE	XC	GN	EM	LE	
	1T55	2H59	1T57	1L14 F ◇	1K91	2H61	1L50 C ◇	1T59	1L15 F ◇	2H63	1T61	1K93	2L83 J	2H65	1L52 C ◇	1T63	1R88 K ◇	2H67	
Peterborough (PBO)	8	d		1845			1916		1941					1950				2016	
Whittlesea (WLE)		d												1958					
March (MCH)		d		1901			1931							2009				2031	
Manea (MNE)		d												2017					
Norwich (NRW)		d			1827								1927					2012	
Wymondham (WMD)		d			1839								1939						
Spooner Row (SPN)		d																	
Attleborough (ATL)		d			1846								1946						
Eccles Road (ECS)		d																	
Harling Road (HRD)		d																	
Thetford (TTF)		d			1900								2000					2040	
Brandon (BND)		d			1908								2008						
Lakenheath (LAK)		d																	
Shippea Hill (SPP)		d																	
Kings Lynn (KLN)		d		1844									1940						
Wattlington (WTG)		d		1851									1947						
Downham Market (DOW)		d		1858									1958c						
Littleport (LTP)		d		1908									2008						
Ely (ELY)	4	a		1916	1919	1926		1949		2014		2017	2026	2032		2049		2102	
Ely (ELY)	4	d	1853	1917	1927		1950	1953			2018	2027	2032		2050	2053			
Waterbeach (WBC)		d	1903	1926				2003			2027					2103			
Cambridge North (CMB)		d	1908	1913	1932		1939	1953		2008		2013	2032	2039		2053		2108	2113
Cambridge (CBG)		a	1912	1919	1937		1944	1959	2005	2012		2019	2037	2044		2100	2105	2112	2119
Cambridge (CBG)		d	1914	1920	1944		1948	2003	2011	2014		2020	2044	2048		2103	2111	2114	2120
Whittlesford Parkway (WLF)		a		1930			1956	2011				2030		2056		2111			2130
Audley End (AUD)		a		1940			2005	2019				2040		2105		2119			2140
Stansted Airport (SSD)	←	a					2024		2041					2124			2141		
Ipswich (IPS)		a											2127						
London Kings Cross (KGX)	↻ 15	a	2003		2033					2103			2133					2203	
London Liverpool Street (LST)	↻ 15	a		2045						2115			2145						2245

Operator Train ID Days of operation/Notes 1st Class/Reservations/Bus	GN	LE	XC	GN	LE	LE	EM	GN	LE	XC	GN	GN	LE			
	1T65	2H69	1L54 C ◇	1T67	2H71	1K95	1L17 F ◇	1T69	2L85 J	2H73	1L56 C ◇	1T71	2T73	1K97		
Peterborough (PBO)	8	d		2116			2140		2147		2214					
Whittlesea (WLE)		d							2155							
March (MCH)		d		2131					2206		2230					
Manea (MNE)		d							2214							
Norwich (NRW)		d				2110								2240		
Wymondham (WMD)		d				2122								2252		
Spooner Row (SPN)		d														
Attleborough (ATL)		d				2129								2259		
Eccles Road (ECS)		d														
Harling Road (HRD)		d														
Thetford (TTF)		d				2143								2313		
Brandon (BND)		d				2151								2321		
Lakenheath (LAK)		d														
Shippea Hill (SPP)		d														
Kings Lynn (KLN)		d	2040					2140					2258			
Wattlington (WTG)		d	2047					2147					2305			
Downham Market (DOW)		d	2058c					2158c					2312			
Littleport (LTP)		d	2108					2208					2321			
Ely (ELY)	4	a	2116		2149		2210	2213	2216	2227		2248	2329	2338		
Ely (ELY)	4	d	2117		2150	2153		2210		2217	2228		2248	2253	2329	2338
Waterbeach (WBC)		d	2127			2203				2227			2303	2339		
Cambridge North (CMB)		d	2132	2153		2208	2213	2223		2232		2243		2308	2344	2351
Cambridge (CBG)		a	2137	2159	2205	2212	2219	2228		2237		2249	2304	2312	2348	2359
Cambridge (CBG)		d	2144	2203	2211	2214	2220			2244		2250		2314		
Whittlesford Parkway (WLF)		a		2211			2230					2300				
Audley End (AUD)		a		2219			2240					2310				
Stansted Airport (SSD)	←	a			2241											
Ipswich (IPS)		a								2323						
London Kings Cross (KGX)	↻ 15	a	2233			2303				2333				0003		
London Liverpool Street (LST)	↻ 15	a		2315			2345					0015				

NOTES (see introductory pages for explanation of train operator codes and standard symbols)

- a Arrival time
- d Departure time
- c Arrives 4 minutes earlier
- C From Birmingham New Street, see table 54
- F From Liverpool Lime Street, see table 54
- J To Colchester, see table 6
- K To Nottingham, see table 54

Peterborough, Norwich, Kings Lynn and Ely to Cambridge, Stansted Airport and London

Sundays

Operator Train ID Days of operation/Notes 1st Class/Reservations/Bus	GN	LE	GN	LE	EM	EM	LE	LE	GN	LE	EM	LE	LE	GN	LE	LE	LE	LE	
	1T15	2H21	1T19	2K69	1R56 A ◇	1L06 B ◇	2H23	2H25	1T23	1K71	1R58 A ◇	2H27	2H29	1T27	2K73	2L75	2H31	2H33	
Peterborough (PBO)	8	d				1019													
Whittlesea (WLE)		d																	1144
March (MCH)		d				1035													1152
Manea (MNE)		d																	1203
Norwich (NRW)		d			0903	0955					1003	1056							1144
Wymondham (WMD)		d			0915						1015								1152
Spooner Row (SPN)		d																	1203
Attleborough (ATL)		d			0922						1022								1211
Eccles Road (ECS)		d																	
Harling Road (HRD)		d																	
Thetford (TTF)		d			0936	1022					1036	1125							1136
Brandon (BND)		d			0944						1044								1144
Lakenheath (LAK)		d			0949														1149
Shippea Hill (SPP)		d																	
Kings Lynn (KLN)		d	0825		0925						1025								1125
Watlington (WTG)		d	0832		0932						1032								1132
Downham Market (DOW)		d	0839		0939						1039								1139
Littleport (LTP)		d	0848		0948						1048								1148
Ely (ELY)	4	a	0856		0956	1003	1045	1053			1056	1101	1147						1156
Ely (ELY)	4	d	0857		0957	1003					1057	1103							1157
Waterbeach (WBC)		d	0906		1006						1106								1206
Cambridge North (CMB)		d	0911	0942	1011	1016			1023	1042	1111	1116		1123	1142	1211	1216		1223
Cambridge (CBG)		a	0916	0947	1016	1021			1028	1047	1116	1121		1128	1147	1216	1221		1228
Cambridge (CBG)		d	0922	0950	1022	1025			1031	1050	1122	1125		1131	1150	1222	1225		1231
Whittlesford Parkway (WLF)		a		1000		1033			1039	1100		1133		1139	1200		1233		1239
Audley End (AUD)		a		1010		1042			1047	1110		1142		1147	1210		1242		1247
Stansted Airport (SSD)	←	a				1103						1203					1303		1310
Ipswich (IPS)		a																	1325
London Kings Cross (KGX)	⌚ 15	a	1011		1111						1211						1311		
London Liverpool Street (LST)	⌚ 15	a		1116					1144	1216				1244	1316				1344

Operator Train ID Days of operation/Notes 1st Class/Reservations/Bus Catering facilities	GN	LE	EM	LE	LE	XC	GN	LE	EM	LE	LE	XC	GN	LE	EM	EM	EM	
	1T31	1K77	1L07 C ◇	2H35	2H37	1L38 D ◇ ♣	1T35	1K79	1L08 C ◇	2L77	1R64 A ◇	2H39	2H41	1L40 D ◇ ♣	1T39	1K81	1L09 C ◇	1R68 A ◇
Peterborough (PBO)	8	d			1251				1343	1350				1419				1452
Whittlesea (WLE)		d								1358								
March (MCH)		d						1334		1409				1434				
Manea (MNE)		d								1417								
Norwich (NRW)		d		1203								1347					1403	1453
Wymondham (WMD)		d		1215						1315							1415	
Spooner Row (SPN)		d																
Attleborough (ATL)		d			1222					1322							1422	
Eccles Road (ECS)		d																
Harling Road (HRD)		d																
Thetford (TTF)		d		1236						1336		1414					1436	1520
Brandon (BND)		d		1244						1344							1444	
Lakenheath (LAK)		d																
Shippea Hill (SPP)		d																
Kings Lynn (KLN)		d	1225						1325								1425	
Watlington (WTG)		d	1232						1332								1432	
Downham Market (DOW)		d	1239						1339								1439	
Littleport (LTP)		d	1248						1348								1448	
Ely (ELY)	4	a	1256	1301	1325				1352	1356	1401	1416	1431	1436			1452	1456
Ely (ELY)	4	d	1257	1303					1353	1357	1403		1432				1453	1457
Waterbeach (WBC)		d	1306						1406								1506	
Cambridge North (CMB)		d	1311	1316		1323	1342		1411	1416				1423	1442		1511	1516
Cambridge (CBG)		a	1316	1321		1328	1347	1408	1416	1421				1428	1447	1509	1516	1521
Cambridge (CBG)		d	1322	1325		1331	1350	1415	1422	1425				1431	1450	1515	1522	1525
Whittlesford Parkway (WLF)		a		1333		1339	1400			1433				1439	1500			1533
Audley End (AUD)		a		1342		1347	1410			1442				1447	1510			1542
Stansted Airport (SSD)	←	a		1403					1445	1503							1545	1603
Ipswich (IPS)		a										1528						
London Kings Cross (KGX)	⌚ 15	a	1411						1511								1611	
London Liverpool Street (LST)	⌚ 15	a			1444	1516								1544	1616			

NOTES (see introductory pages for explanation of train operator codes and standard symbols)

- a Arrival time
- d Departure time
- A To Liverpool Lime Street, see table 54
- B From Nottingham, see table 54
- C From Sheffield, see table 54
- D From Birmingham New Street, see table 54

Peterborough, Norwich, Kings Lynn and Ely to Cambridge, Stansted Airport and London

Sundays

Operator Train ID Days of operation/Notes 1st Class/Reservations/Bus Catering facilities	LE 2H43	LE 2H45	XC 1L42 D 11◇ 1	GN 1T43	LE 2K83	LE 2L79	EM 1L10 E ◇	LE 2H47	LE 2H49	XC 1L44 D 11◇	GN 1T47	LE 1K85	EM 1L11 F ◇	EM 1M82 G ◇	LE 2H51	LE 2H53	XC 1L46 D 11◇	GN 1T51
Peterborough (PBO)	8	d	1519			1544	1556			1619			1651				1719	
Whittlesea (WLE)		d				1552												
March (MCH)		d	1534			1603				1634							1734	
Manea (MNE)		d				1611												
Norwich (NRW)		d			1503							1603		1654				
Wymondham (WMD)		d			1515							1615						
Spooner Row (SPN)		d																
Attleborough (ATL)		d			1522							1622						
Eccles Road (ECS)		d																
Harling Road (HRD)		d																
Thetford (TTF)		d			1536							1636		1721				
Brandon (BND)		d			1544							1644						
Lakenheath (LAK)		d			1549													
Shippea Hill (SPP)		d																
Kings Lynn (KLN)		d		1525							1625							1725
Watlington (WTG)		d		1532							1632							1732
Downham Market (DOW)		d		1539							1639							1739
Littleport (LTP)		d		1548							1648							1748
Ely (ELY)	4	a	1552	1556	1603	1625	1631			1652	1656	1701	1724	1744			1752	1756
Ely (ELY)	4	d	1553	1557	1603	1628				1653	1657	1703					1753	1757
Waterbeach (WBC)		d		1606							1706							1806
Cambridge North (CMB)		d	1523	1542	1611	1616		1623	1642	1711	1716	1716			1723	1742		1811
Cambridge (CBG)		a	1528	1547	1608	1616	1621	1629	1647	1709	1716	1721			1728	1748	1808	1816
Cambridge (CBG)		d	1531	1550	1615	1622	1625	1631	1650	1715	1722	1725			1731	1750	1815	1822
Whittlesford Parkway (WLF)		a	1539	1600				1639	1700			1733			1739	1800		
Audley End (AUD)		a	1547	1610				1647	1710			1742			1747	1810		
Stansted Airport (SSD)	←	a		1645		1703				1745		1803					1845	
Ipswich (IPS)		a					1725											
London Kings Cross (KGX)	⇌	15	a		1711						1811							1912
London Liverpool Street (LST)	⇌	15	a	1644	1716				1744	1816					1844	1916		

Operator Train ID Days of operation/Notes 1st Class/Reservations/Bus	LE 1K89	LE 2H55	LE 2L81 H	GN 1T53	LE 2L81 H	EM 1L12 F ◇	EM 1R74 J ◇	LE 2H57	XC 1L48 D 11◇	GN 1T55	LE 1K91	EM 1L13 F ◇	EM 1R76 J ◇	LE 2H59	LE 2H61	XC 1L50 D 11◇	GN 1T59	LE 1K93
Peterborough (PBO)	8	d	1741			1755			1819			1850				1919		
Whittlesea (WLE)		d	1749															
March (MCH)		d	1800			1811			1834							1934		
Manea (MNE)		d	1808															
Norwich (NRW)		d	1703				1754				1803		1856					1903
Wymondham (WMD)		d	1715								1815							1915
Spooner Row (SPN)		d																
Attleborough (ATL)		d	1722								1822							1922
Eccles Road (ECS)		d																
Harling Road (HRD)		d																
Thetford (TTF)		d	1736				1821				1836		1923					1936
Brandon (BND)		d	1744								1844							1944
Lakenheath (LAK)		d																
Shippea Hill (SPP)		d																
Kings Lynn (KLN)		d		1754						1825							1925	
Watlington (WTG)		d		1801						1832							1932	
Downham Market (DOW)		d		1808						1839							1939	
Littleport (LTP)		d		1817						1848							1948	
Ely (ELY)	4	a	1801	1822	1825	←	1831	1844	1852	1856	1901	1923	1945			1952	1956	2001
Ely (ELY)	4	d	1803	1829	1825	→	1829		1853	1857	1903					1953	1957	2003
Waterbeach (WBC)		d		→						1906								2006
Cambridge North (CMB)		d	1816	1823	1838			1842	1911	1916				1923	1942		2011	2016
Cambridge (CBG)		a	1821	1828	1843			1847	1909	1916	1921			1928	1948	2008	2016	2021
Cambridge (CBG)		d	1825	1831	1844			1850	1915	1922	1925			1931	1950	2015	2022	2025
Whittlesford Parkway (WLF)		a	1833	1839				1900			1933			1939	2000			2033
Audley End (AUD)		a	1842	1847				1910			1942			1947	2010			2042
Stansted Airport (SSD)	←	a	1903						1945		2003					2045		2103
Ipswich (IPS)		a				1925												
London Kings Cross (KGX)	⇌	15	a		1936					2011								2111
London Liverpool Street (LST)	⇌	15	a					2016						2044	2116			

NOTES (see introductory pages for explanation of train operator codes and standard symbols)

- a Arrival time
d Departure time
D From Birmingham New Street, see table 54
E From Manchester Piccadilly, see table 54
F From Liverpool Lime Street, see table 54
G To Manchester Piccadilly, see table 54
H To Colchester, see table 6
J To Nottingham, see table 54

Peterborough, Norwich, Kings Lynn and Ely to Cambridge, Stansted Airport and London

Sundays

Operator	LE	EM	LE	LE	XC	GN	LE	EM	LE	LE	XC	GN	EM	LE	XC	GN	LE
Train ID	2L83	1L14	2H63	2H65	1L52	1T63	1K95	1R78	2H67	2H69	1L54	1T67	1L16	2H73	1L56	2T69	1K97
Days of operation/Notes	H	F			D	I		J		K	D	I	F	L	D	I	
1st Class/Reservations/Bus		◇			I◇	I		◇			I◇	I	◇		I◇	I	
Peterborough (PBO)	8 d	1945	1956		2019						2119		2143		2217		
Whittlesea (WLE)	d	1953															
March (MCH)	d	2004			2034						2134				2232		
Manea (MNE)	d	2011															
Norwich (NRW)	d						2003	2052									2208
Wymondham (WMD)	d						2015										2220
Spooner Row (SPN)	d																
Attleborough (ATL)	d						2022										2227
Eccles Road (ECS)	d																
Harling Road (HRD)	d																
Thetford (TTF)	d						2036	2119									2241
Brandon (BND)	d						2044										2249
Lakenheath (LAK)	d																
Shippea Hill (SPP)	d																
Kings Lynn (KLN)	d					2025						2125				2225	
Watlington (WTG)	d					2032						2132				2232	
Downham Market (DOW)	d					2039						2139				2239	
Littleport (LTP)	d					2048						2148				2248	
Ely (ELY)	4 a	2025	2031		2052	2056	2101	2141			2152	2156	2216		2250	2256	2306
Ely (ELY)	4 d	2027			2053	2057	2103				2153	2157			2251	2257	2306
Waterbeach (WBC)	d					2106						2206				2306	
Cambridge North (CMB)	d			2023	2042	2111	2116		2123	2142		2211		2242		2311	2319
Cambridge (CBG)	a			2028	2047	2108	2116	2121	2128	2148	2208	2216		2248	2306	2316	2324
Cambridge (CBG)	d			2031	2050	2115	2122	2125	2131	2150	2215	2222		2250		2320	
Whittlesford Parkway (WLF)	a			2039	2100			2133	2139	2200				2300			
Audley End (AUD)	a			2047	2110			2142	2147	2210				2310			
Stansted Airport (SSD)	← a					2145		2203			2245						
Ipswich (IPS)	a	2125															
London Kings Cross (KGX)	⌚ 15 a						2211					2311				0050	
London Liverpool Street (LST)	⌚ 15 a			2144	2216				2244								

NOTES (see introductory pages for explanation of train operator codes and standard symbols)

- a Arrival time
- d Departure time
- D From Birmingham New Street, see table 54
- F From Liverpool Lime Street, see table 54
- H To Colchester, see table 6
- J To Nottingham, see table 54
- K To Stratford, see table 14
- L To Bishops Stortford, see table 14