

London to Milton Keynes, Northampton, Rugby, Coventry and Birmingham

Mondays to Fridays

Operator Train ID Days of operation/Notes 1st Class/Reservations/Bus Catering facilities	LM	LM	SN	VT	LM	VT	LM	LM	SN	LM	VT	VT	LM	VT	SN	LM	VT	VT
	2U19	2Y32	2M01	1F10	2U21	1S37	2Y49	2Y34	2M03	2Y51	1H06	9G02	1U23	9S44	2M05	2K07	1H07	9G04
	B	B	B	C	B	D	B	B	F	B	E	E	B	G	B	B	E	B
	□	□	□	□	□	□	□	□	□	□	□	□	□	□	□	□	□	□
London Euston (EUS) 15 d				0527		0531		0534		0612	0616	0620	0628	0643		0652	0655	0659
East Croydon (ECR) d																		
Clapham Junction (CLJ) 10 d			0503						0532						0553			
Wembley Central (WMB) d									0602						0626			
Harrow & Wealdstone (HRW) d			0533				0546	0606	0624						0631			
Bushey (BSH) d									0629									
Watford Junction (WFJ) a			0541				0554	0613	0632						0639	0708		
Watford Junction (WFJ) d				0546u		0550u	0555	0614	0632		0634u					0709		0714u
Kings Langley (KGL) d							0559		0637							0714		
Apsley (APS) d							0603		0641							0718		
Hemel Hempstead (HML) d							0606	0621	0644							0721		
Berkhamsted (BKM) d							0611	0626	0649							0726		
Tring (TRI) d							0617	0633	0654							0731		
Cheddington (CED) d							0622		0659									
Leighton Buzzard (LBZ) d							0627	0642	0704							0738		
Bletchley (BLY) d							0634	0649	0711							0745		
Milton Keynes Central (MKC) a				0613		0620	0639	0655	0716	0646		0700	0713		0756	0725		
Milton Keynes Central (MKC) d		0537				0621	0639		0716			0701	0713					
Wolverton (WOL) d		0541					0643		0720									
Northampton (NMP) a		0553					0656		0732									
Northampton (NMP) d	0520	0556			0605		0640	0659	0737									
Long Buckby (LBK) d	0531	0607			0616		0651	0710	0748									
Rugby (RUG) a	0541	0618			0627	0645	0702	0721	0759		0712	0724						0751
Coventry (COV) a		0629					0713	0732	0809		0722		0742					0802
Birmingham International (BHI) a		0648					0731	0751	0828		0734		0755					0813
Birmingham New Street (BHM) 12 a		0709					0743	0809	0842		0746		0810					0827

Operator Train ID Days of operation/Notes 1st Class/Reservations/Bus Catering facilities	LM	LM	VT	SN	LM	LM	LM	VT	VT	LM	LM	VT	SN	LM	VT	LM	LM	
	2Y53	1Y03	1H08	2M09	2Y55	2N55	2T07	1H62	9P47	1U25	1W03	2K09	9G07	2M13	2T11	1F12	2J89	1Y07
	B	B	E	B	B	B	E	H	B	B	B	B	J	B	C	B	B	B
	□	□	□	□	□	□	□	□	□	□	□	□	□	□	□	□	□	□
London Euston (EUS) 15 d		0715	0720			0723	0733	0735	0743	0746	0749	0752	0759		0803	0807	0811	0816
East Croydon (ECR) d																		
Clapham Junction (CLJ) 10 d				0640										0739				
Wembley Central (WMB) d				0707										0808				
Harrow & Wealdstone (HRW) d				0712		0735	0745							0812	0816		0824	
Bushey (BSH) d							0751								0822		0829	
Watford Junction (WFJ) a				0718		0742	0753				0803	0809		0819	0824		0839	
Watford Junction (WFJ) d				0719		0743	0754				0804	0810	0814u	0819	0825			
Kings Langley (KGL) d							0758								0830			
Apsley (APS) d							0802								0834			
Hemel Hempstead (HML) d				0726		0750	0805					0816		0827	0837			
Berkhamsted (BKM) d				0731		0755	0810					0821		0832	0842			
Tring (TRI) d				0738		0800	0816a							0838	0848a			
Cheddington (CED) d							0805						0830					
Leighton Buzzard (LBZ) d		0743		0747		0810						0835		0847				0843
Bletchley (BLY) d		0751		0756		0818						0842		0854				0850
Milton Keynes Central (MKC) a		0755	0750	0803		0822		0805	0813	0818	0824	0853		0901		0837		0855
Milton Keynes Central (MKC) d		0756				0823			0813	0819	0827							0856
Wolverton (WOL) d		0800				0827												0900
Northampton (NMP) a		0813				0845					0844							0913
Northampton (NMP) d	0758				0839							0856						
Long Buckby (LBK) d	0809				0850							0907						
Rugby (RUG) a	0820				0900					0842	0917		0851					
Coventry (COV) a	0831				0911				0842		0930		0902					
Birmingham International (BHI) a	0849				0929				0853		0949		0913					
Birmingham New Street (BHM) 12 a	0905				0944				0907		1005		0924					

For the complete local service between London and Watford Junction see table 61
 For the complete service between East Croydon and Watford Junction see table 168
 For the complete service between Rugby, Coventry and Birmingham see table 68

NOTES (see introductory pages for explanation of train operator codes and standard symbols)

- a Arrival time
- d Departure time
- u Stops to pick up only
- B To Crewe, see table 66
- C To Liverpool Lime Street, see table 65
- D To Glasgow Central, see table 65
- E To Manchester Piccadilly, see table 65
- F From Balham, see table 164
- G To Edinburgh, see table 65
- H To Blackpool North, see table 65
- J From Selhurst, see table 164

London to Milton Keynes, Northampton, Rugby, Coventry and Birmingham

Mondays to Fridays

Operator Train ID Days of operation/Notes 1st Class/Reservations/Bus Catering facilities	VT 1H12 E [1][R] [X]	LM 2Y57 []	LM 2N57 []	LM 2T13 []	VT 9S54 G [1][R] [X]	LM 1U27 B []	LM 1W05 []	LM 2K11 []	VT 1C92 K [1][R] [CP]	VT 9G10 []	SN 2M19 []	LM 2T15 []	VT 1D83 L [1][R] [X]	LM 1Y09 []	VT 1H15 E [1][R] [X]	LM 2Y59 []	LM 2N59 []	LM 2T17 []
London Euston (EUS) d	0820		0822	0831	0843	0846	0849	0851	0853	0859		0903	0910	0915	0920		0924	0933
East Croydon (ECR) d												0840						
Clapham Junction (CLJ) d											0840							
Wembley Central (WMB) d											0908							
Harrow & Wealdstone (HRW) d			0834	0844							0913	0917						0947
Bushey (BSH) d				0849								0923						0953
Watford Junction (WFJ) a			0840	0852			0903	0906			0921	0925					0939	0955
Watford Junction (WFJ) d			0840	0853			0904	0907		0914u	0922	0926					0940	0956
Kings Langley (KGL) d				0857								0931						1000
Apsley (APS) d				0901								0935						1004
Hemel Hempstead (HML) d			0847	0904				0914			0929	0938					0947	1007
Berkhamsted (BKM) d			0852	0909				0919			0934	0943					0952	1012
Tring (TRI) d			0858	0918a							0940	0949a					0958	1024a
Cheddington (CED) d								0928										
Leighton Buzzard (LBZ) d			0906					0933			0949			0949				1007
Bletchley (BLY) d				0913				0940			0956			0949				1014
Milton Keynes Central (MKC) a	0850		0918		0913	0918	0926	0951			1002		0940	0954	0950			1019
Milton Keynes Central (MKC) d			0918		0913	0919	0927							0955				1019
Wolverton (WOL) d			0922											0959				1023
Northampton (NMP) a			0941					0941						1012				1042
Northampton (NMP) d		0938					0956											1038
Long Buckby (LBK) d		0949					1007											1049
Rugby (RUG) a		0959				0942	1017		0944	0951								1059
Coventry (COV) a		1010			0942		1030			1002								1112
Birmingham International (BHI) a		1028			0953		1049			1013								1131
Birmingham New Street (BHM) a		1044			1007		1105			1024								1145








Operator Train ID Days of operation/Notes 1st Class/Reservations/Bus Catering facilities	VT 9P55 M [1][R] [X]	LM 1U29 B []	LM 1W07 []	LM 2K13 []	VT 9G13 [1][R] [X]	SN 2M23 []	LM 2T19 []	LM 1Y11 []	VT 1H18 E [1][R] [X]	LM 2Y61 []	LM 2N61 []	LM 2T21 []	VT 1P93 H [1][R] [CP]	VT 9S60 G [1][R] [CP]	LM 1U31 B []	LM 1W09 []	LM 2K15 []	VT 9G16 [1][R] [X]
London Euston (EUS) d	0943	0946	0949	0954	0959		1003	1015	1020		1024	1033	1036	1043	1046	1049	1054	1059
East Croydon (ECR) d						0939												
Clapham Junction (CLJ) d						1008												
Wembley Central (WMB) d						1012	1016					1045						
Harrow & Wealdstone (HRW) d						1022	1022					1051						
Bushey (BSH) d						1024	1024					1053						
Watford Junction (WFJ) a			1003	1009		1019	1024				1039	1053				1103	1109	
Watford Junction (WFJ) d			1004	1010	1014u	1019	1025				1040	1054				1104	1110	1114u
Kings Langley (KGL) d						1029	1029					1058						
Apsley (APS) d						1033	1033					1102						
Hemel Hempstead (HML) d				1017		1027	1036				1047	1105						1117
Berkhamsted (BKM) d				1022		1031	1041				1052	1110						1122
Tring (TRI) d						1038	1052a				1058	1116a						
Cheddington (CED) d				1030														1130
Leighton Buzzard (LBZ) d				1035		1047		1043			1107							1135
Bletchley (BLY) d				1042		1054		1050			1114							1142
Milton Keynes Central (MKC) a	1013	1018	1024	1053		1100		1055	1050		1119			1113	1118	1124	1153	
Milton Keynes Central (MKC) d	1013	1019	1025					1055			1119			1113	1119	1131		
Wolverton (WOL) d								1059			1123							
Northampton (NMP) a			1041					1113			1142							1146
Northampton (NMP) d			1056							1138								1156
Long Buckby (LBK) d			1107							1149								1207
Rugby (RUG) a		1042	1117		1051					1159			1124		1142	1217		1151
Coventry (COV) a	1042		1130		1102					1210				1142		1230		1202
Birmingham International (BHI) a	1053		1149		1113					1228				1153		1249		1213
Birmingham New Street (BHM) a	1107		1205		1124					1244				1207		1305		1223








NOTES (see introductory pages for explanation of train operator codes and standard symbols)

- a Arrival time
- d Departure time
- u Stops to pick up only
- B To Crewe, see table 66
- E To Manchester Piccadilly, see table 65
- G To Edinburgh, see table 65
- H To Blackpool North, see table 65
- K To Lancaster, see table 65
- L To Holyhead, see table 65
- M To Preston, see table 65

London to Milton Keynes, Northampton, Rugby, Coventry and Birmingham

Mondays to Fridays

Operator Train ID Days of operation/Notes 1st Class/Reservations/Bus Catering facilities	SN 2M25	LM 2T23	LM 1Y13	VT 1H21 E [R] [R] [X]	LM 2Y63	LM 2N63	LM 2T25	VT 9P65 H [R] [R] [X]	LM 1U33 B	LM 1W11	LM 2K17	VT 9G19	SN 2M29	LM 2T27	LM 1Y15	VT 1H24 E [R] [R] [X]	LM 2N65	LM 2T29
London Euston (EUS)  d		1103	1115	1120		1124	1133	1143	1146	1149	1154	1159		1203	1215	1220	1224	1233
East Croydon (ECR)  d																		
Clapham Junction (CLJ)  d	1041												1140					
Wembley Central (WMB)  d	1109												1209					
Harrow & Wealdstone (HRW)  d	1113	1117					1146						1213	1217				1247
Bushey (BSH) d		1123					1151							1223				1253
Watford Junction (WFJ) a	1120	1125				1139	1154			1203	1209		1220	1225			1239	1255
Watford Junction (WFJ) d	1120	1126				1139	1154			1204	1210	1214u	1220	1226			1240	1256
Kings Langley (KGL) d		1130					1159							1230				1300
Apsley (APS) d		1134					1203							1234				1304
Hemel Hempstead (HML) d	1128	1137				1147	1206				1217		1228	1237			1247	1307
Berkhamsted (BKM) d	1132	1142				1152	1210				1222		1233	1242			1252	1311
Tring (TRI) d	1138	1153a				1158	1217a						1238	1253a			1258	1318a
Cheddington (CED) d											1230							
Leighton Buzzard (LBZ) d	1147		1143			1208					1235		1247		1243		1308	
Bletchley (BLY) d	1154		1150			1215					1242		1254		1250		1315	
Milton Keynes Central (MKC) a	1200		1155	1150		1220		1213	1218	1224	1254		1300		1255	1250	1320	
Milton Keynes Central (MKC) d			1155			1221		1213	1219	1232					1255		1321	
Wolverton (WOL) d			1159			1225									1259		1325	
Northampton (NMP) a			1213			1243				1249					1312		1338	
Northampton (NMP) d					1238						1256							
Long Buckby (LBK) d					1249						1307							
Rugby (RUG) a					1300				1242	1317		1251						
Coventry (COV) a					1310			1242		1330		1302						
Birmingham International (BHI)  a					1329			1253		1349		1313						
Birmingham New Street (BHM)  a					1344			1307		1405		1323						

Operator Train ID Days of operation/Notes 1st Class/Reservations/Bus Catering facilities	VT 9S70 G [R] [R] [X]	LM 1U35 B	LM 2Y65	LM 1W13	LM 2K19	VT 9G22 [R] [R] [CP]	SN 2M33	LM 2T31	LM 1Y17	VT 1H27 E [R] [R] [CP]	LM 2Y67	LM 2N67	LM 2T33	VT 9P77 H [R] [R] [CP]	LM 1U37 B	LM 1W15	LM 2K21	VT 9G25 [R] [R] [CP]
London Euston (EUS)  d	1243	1246		1249	1251	1259		1303	1315	1320		1324	1333	1343	1346	1349	1354	1359
East Croydon (ECR)  d																		
Clapham Junction (CLJ)  d							1239											
Wembley Central (WMB)  d							1309											
Harrow & Wealdstone (HRW)  d							1314	1318					1346					
Bushey (BSH) d								1323					1352					
Watford Junction (WFJ) a				1303	1309		1320	1326				1339	1354			1403	1410	
Watford Junction (WFJ) d				1304	1310	1314u	1321	1326				1340	1355			1404	1410	1414u
Kings Langley (KGL) d								1331					1359					
Apsley (APS) d								1335					1403					
Hemel Hempstead (HML) d					1317		1329	1338				1347	1406				1418	
Berkhamsted (BKM) d					1322		1334	1343				1352	1411				1423	
Tring (TRI) d							1339	1354a				1358	1417a					
Cheddington (CED) d					1330													1431
Leighton Buzzard (LBZ) d					1335		1347		1343			1408						1436
Bletchley (BLY) d					1342		1355	1351				1415						1443
Milton Keynes Central (MKC) a	1313	1318		1324	1353		1401		1356	1350		1420		1413	1418	1424	1451	
Milton Keynes Central (MKC) d	1313	1319		1332					1356			1421		1413	1419	1436		
Wolverton (WOL) d									1400			1425						
Northampton (NMP) a				1349					1414			1443					1450	
Northampton (NMP) d			1338	1356							1438						1456	
Long Buckby (LBK) d			1350	1407							1449						1507	
Rugby (RUG) a		1342	1400	1417		1351					1500				1442	1517		1451
Coventry (COV) a	1342		1411	1430		1402					1510			1442		1530		1502
Birmingham International (BHI)  a	1353		1429	1449		1413					1529			1453		1549		1513
Birmingham New Street (BHM)  a	1407		1444	1505		1424					1544			1507		1605		1523

NOTES (see introductory pages for explanation of train operator codes and standard symbols)

- a Arrival time
- d Departure time
- u Stops to pick up only
- B To Crewe, see table 66
- E To Manchester Piccadilly, see table 65
- G To Edinburgh, see table 65
- H To Blackpool North, see table 65

London to Milton Keynes, Northampton, Rugby, Coventry and Birmingham

Mondays to Fridays

Operator Train ID Days of operation/Notes 1st Class/Reservations/Bus Catering facilities	SN 2M37	LM 2T35	LM 1Y19	VT 1H30 E CP	LM 2Y69	LM 2N69	LM 2T37	VT 9S80 G CP	LM 1U39 B	LM 1W17	LM 2K23	VT 9G28	SN 2M39	LM 2T39	LM 1Y21	VT 1H33 E CP	LM 2Y71	LM 2N71
London Euston (EUS) d		1403	1415	1420		1424	1433	1443	1446	1449	1452	1459		1503	1515	1520		1524
East Croydon (ECR) d																		
Clapham Junction (CLJ) d	1339												1440					
Wembley Central (WMB) d	1409												1509					
Harrow & Wealdstone (HRW) d	1413	1417					1444						1513	1517				
Bushey (BSH) d		1423					1449							1523				
Watford Junction (WFJ) a	1420	1425				1439	1452			1503	1507		1520	1525				1541
Watford Junction (WFJ) d	1420	1426				1440	1452			1504	1508	1514u	1520	1526				1541
Kings Langley (KGL) d		1430					1457							1530				
Apsley (APS) d		1434					1501							1534				
Hemel Hempstead (HML) d	1428	1437				1447	1504				1515		1528	1537				1549
Berkhamsted (BKM) d	1433	1442				1452	1509				1520		1533	1542				1554
Tring (TRI) d	1439	1447a				1458	1520a						1538	1553a				1600
Cheddington (CED) d											1528							
Leighton Buzzard (LBZ) d	1447		1442			1507					1533		1547		1542			1608
Bletchley (BLY) d	1454		1449			1514					1540		1554		1549			1615
Milton Keynes Central (MKC) a	1501		1454	1450		1519		1513	1518	1524	1551		1600		1554	1550		1620
Milton Keynes Central (MKC) d			1455			1519		1513	1519	1531					1555			1621
Wolverton (WOL) d			1459			1523									1559			1625
Northampton (NMP) a			1513			1542				1546					1613			1643
Northampton (NMP) d					1538					1556								1638
Long Buckby (LBK) d					1549					1607								1649
Rugby (RUG) a					1559				1542	1617		1551						1659
Coventry (COV) a					1610			1542		1630		1602						1710
Birmingham International (BHI) a					1628			1553		1649		1613						1728
Birmingham New Street (BHM) a					1645			1607		1705		1625						1744



























Operator Train ID Days of operation/Notes 1st Class/Reservations/Bus Catering facilities	LM 2T41	VT 9P85 H CP	LM 1U41 B	LM 1W19	LM 2K25	VT 1F20 C CP	SN 2M45	LM 2T43	LM 2J93	LM 1Y23	VT 1H36 E CP	VT 9G32	LM 2Y73	LM 2N73	LM 2T45	VT 9S93 G CP	LM 1U43 B	LM 2K27
London Euston (EUS) d	1533	1543	1546	1549	1553	1559		1603	1607	1615	1620	1623		1630	1633	1643	1646	1649
East Croydon (ECR) d																		
Clapham Junction (CLJ) d							1540											
Wembley Central (WMB) d							1608											
Harrow & Wealdstone (HRW) d	1545						1612		1620									1702
Bushey (BSH) d	1551								1626						1650			1707
Watford Junction (WFJ) a	1553			1603	1609		1619	1623	1630					1646	1652			1709
Watford Junction (WFJ) d	1554			1604	1610		1619	1623				1637u		1646	1653			1710
Kings Langley (KGL) d	1558							1628							1658			1715
Apsley (APS) d	1602							1632							1702			
Hemel Hempstead (HML) d	1605				1617		1627	1635							1705			1720
Berkhamsted (BKM) d	1609				1622		1632	1640							1710			1725
Tring (TRI) d	1616a						1637	1647a							1710			1730
Cheddington (CED) d					1630										1716a			1735
Leighton Buzzard (LBZ) d					1635		1647			1643				1710				
Bletchley (BLY) d					1642		1654			1650				1717				1744
Milton Keynes Central (MKC) a		1613	1618	1624	1652	1630	1700			1655	1650			1723		1713	1718	1756
Milton Keynes Central (MKC) d		1613	1619	1632		1631				1655				1724		1713	1719	
Wolverton (WOL) d										1659				1728				
Northampton (NMP) a				1647						1714				1748				
Northampton (NMP) d				1656									1738					
Long Buckby (LBK) d				1707									1749					
Rugby (RUG) a			1642	1717		1652							1759				1742	
Coventry (COV) a		1642		1730								1722	1810					1742
Birmingham International (BHI) a		1653		1749								1733	1828					1753
Birmingham New Street (BHM) a		1707		1805								1745	1845					1807



























NOTES (see introductory pages for explanation of train operator codes and standard symbols)

- a Arrival time
- d Departure time
- u Stops to pick up only
- B To Crewe, see table 66
- C To Liverpool Lime Street, see table 65
- E To Manchester Piccadilly, see table 65
- G To Edinburgh, see table 65
- H To Blackpool North, see table 65

London to Milton Keynes, Northampton, Rugby, Coventry and Birmingham

Mondays to Fridays

Operator Train ID Days of operation/Notes 1st Class/Reservations/Bus Catering facilities	LM	VT	SN	LM	LM	VT	LM	VT	LM	VT	LM	LM	VT	LM	LM	VT	LM	LM	LM	LM
	1Y85	1F22 C	2M49	2T49	2J95	1H39 E	1Y63	9G35	2K29	1S90 D	1F23 C	2T51	2J97	9S97 D	1U45 B	2Y75	1N23	1Y87		
	□	□ □	□	□	□	□ □	□	□ □	□	□ □	□ □	□	□	□ □	□	□	□	□	□	□
London Euston (EUS)  d	1652	1703		1703	1709	1710	1715	1720	1723	1726	1733	1733	1738	1743	1746		1749	1752		
East Croydon (ECR)  d																				
Clapham Junction (CLJ)  d			1640																	
Wembley Central (WMB)  d			1707																	
Harrow & Wealdstone (HRW)  d			1712		1722								1750							
Bushey (BSH)  d					1727								1756							
Watford Junction (WFJ)  a			1718	1722	1732				1742			1748	1801							
Watford Junction (WFJ)  d			1719	1723					1743			1749								
Kings Langley (KGL)  d				1728								1754								
Apsley (APS)  d				1732					1750			1758								
Hemel Hempstead (HML)  d			1727	1735					1753			1801								
Berkhamsted (BKM)  d			1732	1740					1758			1806								
Tring (TRI)  d			1738	1751a								1817a								
Cheddington (CED)  d																				
Leighton Buzzard (LBZ)  d	1720		1747				1743		1811											1820
Bletchley (BLY)  d	1727		1755				1750		1819											1827
Milton Keynes Central (MKC)  a	1732		1802			1740	1755		1825	1756					1818		1822			1832
Milton Keynes Central (MKC)  d	1733						1756						1813u	1819			1825			1833
Wolverton (WOL)  d	1737						1800										1829			1837
Northampton (NMP)  a	1751						1813										1843			1849
Northampton (NMP)  d	1753																1838			1856
Long Buckby (LBK)  d	1806																1849			1907
Rugby (RUG)  a	1816	1751						1808			1821				1842	1900				1917
Coventry (COV)  a	1829								1822					1842		1911				1929
Birmingham International (BHI)  a	1849								1833					1853		1929				1949
Birmingham New Street (BHM)  a	1905								1845					1907		1945				2005



























Operator Train ID Days of operation/Notes 1st Class/Reservations/Bus Catering facilities	LM	VT	SN	LM	VT	LM	LM	VT	LM	LM	LM	VT	LM	VT	LM	VT	LM	LM	LM	LM	
	2K31	1F24 C	2M55 J	2T53	1J32 FO N	1N25	1Y89	9J38 P	2Y77	2K33	2T55	1H73 E	2B65	9K39 B	1U47 FX B	1P05 FO M	1U47 FO B	1Y91			
	□	□ □	□	□	□ □	□	□	□ □	□	□	□	□ □	□	□ □	□	□ □	□	□	□	□	□
London Euston (EUS)  d	1753	1803		1803	1810	1813	1816	1823		1824	1833	1834	1838	1843	1846	1846	1849	1852			
East Croydon (ECR)  d																					
Clapham Junction (CLJ)  d			1738																		
Wembley Central (WMB)  d			1809																		
Harrow & Wealdstone (HRW)  d			1813	1817					1837				1851								
Bushey (BSH)  d				1823							1848										
Watford Junction (WFJ)  a	1808		1820	1825					1843	1850		1857									
Watford Junction (WFJ)  d	1809		1820	1826				1837u	1844	1851		1858									
Kings Langley (KGL)  d				1831					1849	1856		1903									
Apsley (APS)  d				1835						1900		1907									
Hemel Hempstead (HML)  d	1816		1828	1838					1854	1903		1910									
Berkhamsted (BKM)  d	1821		1833	1843						1908											
Tring (TRI)  d	1826		1839	1854a					1901	1919a											
Cheddington (CED)  d	1832								1907			1922									
Leighton Buzzard (LBZ)  d			1847				1843		1912			1928								1920	
Bletchley (BLY)  d	1841		1854				1850		1920			1937a								1927	
Milton Keynes Central (MKC)  a	1852		1901		1840	1845	1855		1926					1913	1918	1917	1922			1932	
Milton Keynes Central (MKC)  d						1847	1857							1913	1919	1919	1924			1932	
Wolverton (WOL)  d						1851	1901													1937	
Northampton (NMP)  a						1906	1914													1941	
Northampton (NMP)  d									1938											1945	
Long Buckby (LBK)  d									1949											2007	
Rugby (RUG)  a		1851							1959			1922			1942	1939	2004			2017	
Coventry (COV)  a								1922	2010					1942						2030	
Birmingham International (BHI)  a								1933	2029					1953						2049	
Birmingham New Street (BHM)  a								1945	2044					2006						2105	



























NOTES (see introductory pages for explanation of train operator codes and standard symbols)

- a Arrival time
- d Departure time
- u Stops to pick up only
- B To Crewe, see table 66
- C To Liverpool Lime Street, see table 65
- D To Glasgow Central, see table 65
- E To Manchester Piccadilly, see table 65
- J From Selhurst, see table 164
- M To Preston, see table 65
- N To Wrexham General/Holyhead, see table 65
- P To Shrewsbury, see table 64
- FO Fridays only
- FX Not Fridays

London to Milton Keynes, Northampton, Rugby, Coventry and Birmingham

Mondays to Fridays

Operator Train ID Days of operation/Notes 1st Class/Reservations/Bus Catering facilities	LM	VT	VT	SN	LM	VT	LM	VT	LM	LM	VT	LM	LM	SN	LM	LM	VT	
	2K35	1H04	1F26	2M61	2T57	1S06	1Y27	9G41	2K37	2K39	9K42	1U49	1Y93	2N25	2M65	2T61	1Y53	9G44
	□	□	□	□	□	□	□	□	□	□	□	□	□	□	□	□	□	□
London Euston (EUS)  d	1853	1857	1900		1903	1910	1915	1923	1927	1933	1943	1946	1953	1952		2003	2013	2019
East Croydon (ECR)  d																		
Clapham Junction (CLJ)  d				1839											1940			
Wembley Central (WMB)  d				1909											2008			
Harrow & Wealdstone (HRW)  d	1905			1913	1917					1945					2012	2016		
Bushey (BSH)  d					1922					1951						2021		
Watford Junction (WFJ)  a	1911			1920	1925				1944	1953				2009	2022	2024		
Watford Junction (WFJ)  d	1912				1925				1945	1954				2009		2025		2033u
Kings Langley (KGL)  d					1931					1959						2030		
Apsley (APS)  d					1935					2003						2034		
Hemel Hempstead (HML)  d	1919				1937				1953	2006				2017		2036		
Berkhamsted (BKM)  d	1924				1942				1958	2011				2022		2041		
Tring (TRI)  d	1929				1949a				2003	2016						2048a		
Cheddington (CED)  d										2021								
Leighton Buzzard (LBZ)  d	1937						1942		2012	2026			2021	2034			2041	
Bletchley (BLY)  d	1944						1950		2019	2033				2042		2048		
Milton Keynes Central (MKC)  a	1957		1930			1940		1955		2030	2038	2013	2018	2030	2047		2053	
Milton Keynes Central (MKC)  d							1956					2013	2019	2032	2048		2054	
Wolverton (WOL)  d							2000							2036			2058	
Northampton (NMP)  a							2013							2048	2109		2110	
Northampton (NMP)  d														2056				
Long Buckby (LBK)  d														2107				
Rugby (RUG)  a		1945								2011			2042	2117				2111
Coventry (COV)  a									2022				2042	2131				2123
Birmingham International (BHI)  a									2034					2149				2134
Birmingham New Street (BHM)  a									2045					2204				2147








Operator Train ID Days of operation/Notes 1st Class/Reservations/Bus Catering facilities	LM	VT	LM	LM	LM	VT	VT	SN	LM	VT	VT	LM	LM	LM	LM	VT	LM	LM
	2K41	9G45	1U51	1Y95	2K43	1H10	9G46	2M67	2K45	1F28	1P09	2F39	1Y97	2N39	2B45	9G47	1U53	1Y99
	□	□	□	□	□	□	□	□	□	□	□	□	□	□	□	□	□	□
London Euston (EUS)  d	2033	2043	2046	2052	2052	2100	2103		2103	2107	2110	2110	2114	2124	2133	2139	2146	2153
East Croydon (ECR)  d																		
Clapham Junction (CLJ)  d								2038										
Wembley Central (WMB)  d								2108										
Harrow & Wealdstone (HRW)  d	2048				2104			2112	2116						2148			
Bushey (BSH)  d	2054				2110				2122						2153			
Watford Junction (WFJ)  a	2056				2112			2122	2125			2129		2140	2156			
Watford Junction (WFJ)  d	2057				2113				2126		2125u			2140	2156	2154u		
Kings Langley (KGL)  d	2101								2131						2201			
Apsley (APS)  d	2105								2135						2204			
Hemel Hempstead (HML)  d	2108				2120				2138					2148	2207			
Berkhamsted (BKM)  d	2113				2125				2143					2153	2212			
Tring (TRI)  d	2118				2130				2148						2218			
Cheddington (CED)  d	2124				2135				2153									
Leighton Buzzard (LBZ)  d	2129			2119	2140				2158				2145	2206	2225			2221
Bletchley (BLY)  d	2136				2147				2205				2152	2214	2232a			
Milton Keynes Central (MKC)  a	2142	2113	2118	2129	2159	2130	2133		2211	2137			2158	2219		2213	2218	2231
Milton Keynes Central (MKC)  d		2113	2119	2129			2134						2159	2223		2213	2219	2233
Wolverton (WOL)  d					2146								2203	2227				2237
Northampton (NMP)  a													2215	2245				2251
Northampton (NMP)  d					2156													2257
Long Buckby (LBK)  d					2207													2308
Rugby (RUG)  a			2142	2218			2155				2203						2243	2318
Coventry (COV)  a		2142		2230			2206						2252			2241		2329
Birmingham International (BHI)  a		2153		2248			2216						2311			2256		2348
Birmingham New Street (BHM)  a		2205		2309			2229						2332			2309		0007

NOTES (see introductory pages for explanation of train operator codes and standard symbols)

- a Arrival time
- d Departure time
- u Stops to pick up only
- A To Wolverhampton, see table 68
- B To Crewe, see table 66
- C To Liverpool Lime Street, see table 65
- D To Glasgow Central, see table 65
- E To Manchester Piccadilly, see table 65
- M To Preston, see table 65
- Q To St Albans Abbey, see table 62

London to Milton Keynes, Northampton, Rugby, Coventry and Birmingham

Mondays to Fridays








Operator Train ID Days of operation/Notes 1st Class/Reservations/Bus Catering facilities	LM	VT	SN	LM	VT	LM	LM	SN	LM	VT	LM	LM	LM	LM
	2Y29	1H77	2M69	2N99	9G48	2K47	2N33	2M73	2N35	9G49	2K49	2N01	2N03	2K99
	1	1R	1	1	1R	1	1	1	1	1R	1	1	1	1
	1	1R	1	1	1R	1	1	1	1	1R	1	1	1	1
London Euston (EUS)  d	2154	2200		2218	2230	2242	2304		2322	2330	2342	0005	0035	0134
East Croydon (ECR)  d			2138					2238						
Clapham Junction (CLJ)  d														
Wembley Central (WMB)  d							2314						0045	0145
Harrow & Wealdstone (HRW)  d	2206		2214	2231		2257	2319	2324		2358	0017	0050	0150	
Bushey (BSH) d	2212			2236		2303	2324						0055	
Watford Junction (WFJ) a	2214		2222	2238		2305	2327	2334	2338		0004	0025	0058	0156
Watford Junction (WFJ) d	2215			2239	2245u	2306	2328		2338		0004	0025	0058	0157
Kings Langley (KGL) d				2243		2310	2332				0009		0103	
Apsley (APS) d				2247		2314	2336				0012		0106	
Hemel Hempstead (HML) d	2222			2249		2317	2339		2346		0015	0032	0109	0204
Berkhamsted (BKM) d	2227			2254		2322	2344		2351		0020	0037	0114	0209
Tring (TRI) d	2233			2258		2327	2349				0025	0042	0119	0213
Cheddington (CED) d	2238			2303			2354					0047	0124	
Leighton Buzzard (LBZ) d	2244			2310		2336	0001		0006		0035	0054	0131	0222
Bletchley (BLY) d	2251			2317		2343	0008		0013		0042	0101	0138	0229
Milton Keynes Central (MKC) a	2259	2239		2325	2329	2351	0016		0022	0027	0050	0109	0146	0239
Milton Keynes Central (MKC) d	2259	2240		2325	2330		0017		0022	0028		0109	0147	
Wolverton (WOL) d	2303			2329			0021		0026			0113	0151	
Northampton (NMP) a	2322			2348			0034		0040			0126	0205	
Northampton (NMP) d														
Long Buckby (LBK) d														
Rugby (RUG) a		2301			0001					0104				
Coventry (COV) a					0011					0114				
Birmingham International (BHI)  a					0021					0124				
Birmingham New Street (BHM)  a					0033					0137				








NOTES (see introductory pages for explanation of train operator codes and standard symbols)

- a Arrival time
- d Departure time
- u Stops to pick up only
- A To Wolverhampton, see table 68
- E To Manchester Piccadilly, see table 65

London to Milton Keynes, Northampton, Rugby, Coventry and Birmingham

Saturdays

Operator Train ID Days of operation/Notes 1st Class/Reservations/Bus Catering facilities	LM 2U19 B I	LM 2Y32 I	LM 2Y03 I	LM 2U21 B I	LM 2Y05 I	SN 2M01 I	LM 2N34 I	SN 2M05 C I	VT 1S37 D I	VT 9G02 I	LM 2Y35 I	LM 2Y47 I	LM 1U23 B I	SN 2M07 I	VT 1H08 E I	SN 2M09 I	LM 2T07 I	VT 9G05 I
London Euston (EUS)  d							0534		0606	0623		0624	0629		0655		0703	0712
East Croydon (ECR)  d																0610		
Clapham Junction (CLJ)  d						0509		0539						0609		0640		
Wembley Central (WMB)  d								0607						0638		0709	0713	
Harrow & Wealdstone (HRW)  d						0541	0546	0612						0643		0713	0718	
Bushey (BSH) d																	0723	
Watford Junction (WFJ) a						0547	0552	0618				0639		0650		0720	0726	
Watford Junction (WFJ) d							0553	0619	0621u	0637u		0639				0720	0726	0726u
Kings Langley (KGL) d							0557										0731	
Apsley (APS) d							0601										0734	
Hemel Hempstead (HML) d							0604	0626				0647				0728	0737	
Berkhamsted (BKM) d							0609	0631				0652				0732	0742	
Tring (TRI) d							0615	0637				0658				0738	0749a	
Cheddington (CED) d							0620					0703						
Leighton Buzzard (LBZ) d							0625	0646				0708				0747		
Bletchley (BLY) d		0532					0631	0653				0715				0754		
Milton Keynes Central (MKC) a		0538					0636	0659	0640			0720	0701		0725	0800		
Milton Keynes Central (MKC) d		0539					0637		0641			0720	0702					
Wolverton (WOL) d		0543					0640					0724						
Northampton (NMP) a		0555					0658					0737						
Northampton (NMP) d	0541	0556	0604	0637	0641						0714	0737						
Long Buckby (LBK) d		0607	0615								0725	0749						
Rugby (RUG) a	0601	0618	0626	0656	0700				0702		0736	0800	0725					0808
Coventry (COV) a		0629	0636		0710					0722	0747	0810						0822
Birmingham International (BHI)  a		0640	0655		0728					0733	0808	0829						0833
Birmingham New Street (BHM)  a		0653	0709		0742					0745	0823	0842						0846








Operator Train ID Days of operation/Notes 1st Class/Reservations/Bus Catering facilities	VT 1H09 E I	LM 2Y37 I	LM 2Y49 I	LM 2N49 I	LM 2T09 I	VT 1H62 E I	VT 9P47 F I	LM 1U25 B I	LM 1W03 I	LM 2K09 I	VT 1F12 G I	SN 2M13 I	LM 2T11 I	LM 1Y07 I	VT 1H12 E I	VT 9G98 I	LM 2Y51 I	LM 2N51 I
London Euston (EUS)  d	0720			0724	0733	0735	0743	0746	0749	0752	0803		0803	0815	0820	0823		0824
East Croydon (ECR)  d												0710						
Clapham Junction (CLJ)  d												0740						
Wembley Central (WMB)  d												0809	0813					
Harrow & Wealdstone (HRW)  d					0745							0813	0818					
Bushey (BSH) d					0751							0823	0823					
Watford Junction (WFJ) a				0739	0753				0803	0807		0820	0826					0839
Watford Junction (WFJ) d				0739	0754				0804	0808		0820	0826			0837u		0839
Kings Langley (KGL) d					0758								0831					
Apsley (APS) d					0802								0834					
Hemel Hempstead (HML) d				0747	0805				0815		0828	0837						0847
Berkhamsted (BKM) d				0752	0810				0820		0832	0842						0852
Tring (TRI) d				0758	0816a						0838	0849a						0858
Cheddington (CED) d				0803					0829									
Leighton Buzzard (LBZ) d				0808					0834		0847		0842					0908
Bletchley (BLY) d				0815					0841		0854		0849					0915
Milton Keynes Central (MKC) a	0750			0820		0805	0813	0818	0825	0852		0900	0854	0850				0920
Milton Keynes Central (MKC) d				0820			0813	0819	0826				0855					0920
Wolverton (WOL) d				0824									0859					0924
Northampton (NMP) a				0843					0846				0912					0941
Northampton (NMP) d		0814	0837						0856									0937
Long Buckby (LBK) d		0825	0848						0907									0948
Rugby (RUG) a		0836	0859					0842	0917		0851							0959
Coventry (COV) a		0847	0909				0842		0930							0922	1009	
Birmingham International (BHI)  a		0908	0928				0853		0949						0933	1028		
Birmingham New Street (BHM)  a		0923	0944				0907		1005						0945	1044		








NOTES (see introductory pages for explanation of train operator codes and standard symbols)

- a Arrival time
- d Departure time
- u Stops to pick up only
- B To Crewe, see table 66
- C From Balham, see table 164
- D To Glasgow Central, see table 65
- E To Manchester Piccadilly, see table 65
- F To Preston, see table 65
- G To Liverpool Lime Street, see table 65

London to Milton Keynes, Northampton, Rugby, Coventry and Birmingham

Saturdays

Operator Train ID Days of operation/Notes 1st Class/Reservations/Bus Catering facilities	LM	VT	LM	LM	VT	LM	VT	SN	LM	LM	VT	LM	LM	LM	VT	LM	LM	LM
	2T13	9S54 H CP	1U27 B CP	1W05	1C92 J CP	2K11	9G10	2M17	2T15	1Y09	1H15 E CP	2Y53	2N53	2T17	9P55 F CP	1U29 B CP	1W07	2K13
London Euston (EUS)  d	0833	0843	0846	0849	0853	0854	0859		0903	0915	0920		0924	0933	0943	0946	0949	0954
East Croydon (ECR)  d								0810										
Clapham Junction (CLJ)  d								0840										
Wembley Central (WMB)  d								0909	0913									
Harrow & Wealdstone (HRW)  d	0845							0913	0918					0945				
Bushey (BSH) d	0851								0923					0951				
Watford Junction (WFJ) a	0853			0903		0909		0920	0926				0939	0953			1003	1009
Watford Junction (WFJ) d	0854			0904		0910	0914u	0920	0926				0939	0954			1004	1010
Kings Langley (KGL) d	0858								0931					0958				
Apsley (APS) d	0902								0934					1002				
Hemel Hempstead (HML) d	0905					0917		0928	0937				0947	1005				1017
Berkhamsted (BKM) d	0909					0922		0932	0942				0952	1009				1022
Tring (TRI) d	0916a							0938	0949a				0958	1016a				
Cheddington (CED) d						0931												1031
Leighton Buzzard (LBZ) d						0936		0947		0943			1006					1036
Bletchley (BLY) d				0924		0943		0954		0950			1013			1026		1043
Milton Keynes Central (MKC) a		0913	0918	0929		0954		1001		0955	0950		1018		1013	1018	1031	1054
Milton Keynes Central (MKC) d		0913	0919	0931						0955			1019		1013	1019	1032	
Wolverton (WOL) d										0959			1023					
Northampton (NMP) a				0945						1013			1041					1046
Northampton (NMP) d				0956									1037					1056
Long Buckby (LBK) d				1007									1048					1107
Rugby (RUG) a			0942	1017	0944		0951						1059			1042	1117	
Coventry (COV) a		0942		1030				1002					1109		1042			1130
Birmingham International (BHI)  a		0953		1049				1013					1128		1053			1149
Birmingham New Street (BHM)  a		1007		1105				1024					1144		1107			1205



























Operator Train ID Days of operation/Notes 1st Class/Reservations/Bus Catering facilities	VT	SN	LM	LM	VT	LM	LM	VT	LM	VT	LM	LM	LM	VT	SN	LM	LM	VT
	9G13	2M23	2T19	1Y11	1H18 E CP	2Y55	2N55	1P93 K CP	2T21	9S60 H CP	1U31 B CP	1W09	2K15	9G16	2M25	2T23	1Y13	1H21 E CP
London Euston (EUS)  d	0959		1003	1015	1020		1024	1033	1033	1043	1046	1049	1054	1059		1103	1115	1120
East Croydon (ECR)  d		0910														1010		
Clapham Junction (CLJ)  d		0940														1040		
Wembley Central (WMB)  d		1009	1013													1109	1113	
Harrow & Wealdstone (HRW)  d		1013	1018						1045							1113	1118	
Bushey (BSH) d			1023						1051								1123	
Watford Junction (WFJ) a		1020	1026				1039		1053			1103	1109		1120	1126		
Watford Junction (WFJ) d	1014u	1020	1026				1039		1054			1104	1110	1114u	1120	1126		
Kings Langley (KGL) d			1031						1058							1131		
Apsley (APS) d			1034						1102							1134		
Hemel Hempstead (HML) d		1028	1037			1047		1105	1109				1117		1128	1137		
Berkhamsted (BKM) d		1032	1042			1052		1109	1116a				1122		1132	1142		
Tring (TRI) d		1038	1049a			1058									1138	1149a		
Cheddington (CED) d													1131					
Leighton Buzzard (LBZ) d		1047		1043			1108						1136		1147		1143	
Bletchley (BLY) d		1054		1050			1115						1143		1154		1150	
Milton Keynes Central (MKC) a		1100		1055	1050		1120			1113	1118	1125	1154		1200		1155	1150
Milton Keynes Central (MKC) d				1056			1120			1113	1119	1132					1156	
Wolverton (WOL) d				1100			1124										1200	
Northampton (NMP) a				1113			1142					1146					1213	
Northampton (NMP) d						1137							1156					
Long Buckby (LBK) d						1148							1207					
Rugby (RUG) a	1051					1159		1122			1142	1219		1151				
Coventry (COV) a	1102					1209				1142		1230		1202				
Birmingham International (BHI)  a	1113					1228				1153		1249		1213				
Birmingham New Street (BHM)  a	1123					1244				1207		1305		1224				



























NOTES (see introductory pages for explanation of train operator codes and standard symbols)

- a Arrival time
- d Departure time
- u Stops to pick up only
- B To Crewe, see table 66
- E To Manchester Piccadilly, see table 65
- F To Preston, see table 65
- H To Edinburgh, see table 65
- J To Lancaster, see table 65
- K To Blackpool North, see table 65

London to Milton Keynes, Northampton, Rugby, Coventry and Birmingham

Saturdays

Operator Train ID Days of operation/Notes 1st Class/Reservations/Bus Catering facilities	LM	LM	LM	VT	VT	LM	LM	LM	VT	SN	LM	LM	VT	LM	LM	LM	VT	LM
	2Y57	2N57	2T25	1D85 L	9P65 F	1U33 B	1W11	2K17	9G19	2M29	2T27	1Y15	1H24 E	2Y59	2N59	2T29	9S70 H	1U35 B
	□	□	□	□	□	□	□	□	□	□	□	□	□	□	□	□	□	□
London Euston (EUS)  d		1124	1133	1135	1143	1146	1149	1154	1159		1203	1215	1220		1224	1233	1243	1246
East Croydon (ECR)  d										1110								
Clapham Junction (CLJ)  d										1140								
Wembley Central (WMB)  d										1209	1213							
Harrow & Wealdstone (HRW)  d			1146							1213	1218						1246	
Bushey (BSH)  d			1152								1223						1251	
Watford Junction (WFJ)  a		1139	1154				1203	1209		1220	1226				1239	1254		
Watford Junction (WFJ)  d		1139	1155				1204	1210	1214u	1220	1226				1239	1254		
Kings Langley (KGL)  d			1159								1231					1259		
Apsley (APS)  d			1203								1234					1303		
Hemel Hempstead (HML)  d		1147	1206					1217		1228	1237				1247	1306		
Berkhamsted (BKM)  d		1152	1210					1222		1232	1242				1252	1310		
Tring (TRI)  d		1158	1217a							1238	1249a				1258	1317a		
Cheddington (CED)  d									1231									
Leighton Buzzard (LBZ)  d		1207							1236		1247		1243		1308			
Bletchley (BLY)  d		1214							1243		1254		1250		1315			
Milton Keynes Central (MKC)  a		1219			1213	1218	1225	1254		1300		1255	1250		1320		1313	1318
Milton Keynes Central (MKC)  d		1220			1213	1219	1233					1256			1320		1313	1319
Wolverton (WOL)  d		1224										1300			1324			
Northampton (NMP)  a		1241					1253					1313			1341			
Northampton (NMP)  d	1237						1256							1337				
Long Buckby (LBK)  d	1248						1307							1348				
Rugby (RUG)  a	1259			1224		1242	1317		1251					1359				1342
Coventry (COV)  a	1309				1242		1330		1302					1409			1342	
Birmingham International (BHI)  a	1328				1253		1349		1313					1428			1353	
Birmingham New Street (BHM)  a	1344				1307		1405		1323					1444			1407	

Operator Train ID Days of operation/Notes 1st Class/Reservations/Bus Catering facilities	LM	LM	VT	SN	LM	LM	VT	LM	LM	LM	VT	LM	LM	LM	VT	SN	LM	LM
	1W13	2K19	9G22	2M33	2T31	1Y17	1H27 E	2Y61	2N61	2T33	9C77 J	1U37 B	1W15	2K21	9G25	2M37	2T35	1Y19
	□	□	□	□	□	□	□	□	□	□	□	□	□	□	□	□	□	□
London Euston (EUS)  d	1249	1254	1259		1303	1315	1320		1324	1333	1343	1346	1349	1354	1359		1403	1415
East Croydon (ECR)  d				1210													1310	
Clapham Junction (CLJ)  d				1240													1340	
Wembley Central (WMB)  d				1309	1313												1409	1413
Harrow & Wealdstone (HRW)  d				1313	1318					1345							1413	1418
Bushey (BSH)  d					1323					1351							1423	
Watford Junction (WFJ)  a	1303	1309		1320	1326				1339	1353			1403	1409		1420	1426	
Watford Junction (WFJ)  d	1304	1310	1314u	1320	1326				1340	1354			1404	1410	1414u	1420	1426	
Kings Langley (KGL)  d					1331					1358								1431
Apsley (APS)  d					1334					1402								1434
Hemel Hempstead (HML)  d		1317		1328	1337				1348	1405				1417		1428	1437	
Berkhamsted (BKM)  d		1322		1332	1342				1353	1409				1422		1432	1442	
Tring (TRI)  d				1338	1349a				1359	1416a						1438	1449a	
Cheddington (CED)  d		1331													1431			
Leighton Buzzard (LBZ)  d		1336		1347		1343			1408					1436		1447		1442
Bletchley (BLY)  d		1343		1354		1350			1415					1443		1454		1449
Milton Keynes Central (MKC)  a	1325	1354		1400		1355	1350		1420		1413	1418	1425	1454		1500		1454
Milton Keynes Central (MKC)  d	1333					1356			1420		1413	1419	1433					1456
Wolverton (WOL)  d						1400			1424									1500
Northampton (NMP)  a	1347					1414			1442					1449				1515
Northampton (NMP)  d	1356							1437						1456				
Long Buckby (LBK)  d	1407							1448						1507				
Rugby (RUG)  a	1417		1351					1459				1442	1517		1451			
Coventry (COV)  a	1430		1402					1509			1442		1530		1502			
Birmingham International (BHI)  a	1449		1413					1528			1453		1549		1513			
Birmingham New Street (BHM)  a	1505		1423					1544			1507		1605		1523			

NOTES (see introductory pages for explanation of train operator codes and standard symbols)

- a Arrival time
- d Departure time
- u Stops to pick up only
- B To Crewe, see table 66
- E To Manchester Piccadilly, see table 65
- F To Preston, see table 65
- H To Edinburgh, see table 65
- J To Lancaster, see table 65
- L To Chester, see table 65

London to Milton Keynes, Northampton, Rugby, Coventry and Birmingham

Saturdays

Operator Train ID Days of operation/Notes 1st Class/Reservations/Bus Catering facilities	VT	LM	LM	LM	VT	LM	LM	LM	VT	SN	LM	LM	VT	LM	LM	LM	VT	LM	
	1H30 E 1 1 CP	2Y63 1	2N63 1	2T37 1	9S80 H 1 1 CP	1U39 B 1	1W17 1	2K23 1	9G28 1 CP	2M39 1	2T39 1	1Y21 1	1H33 E 1 1 CP	2Y65 1	2N65 1	2T41 1	9S85 D 1 1 CP	1U41 B 1	
London Euston (EUS) d	1420		1424	1433	1443	1446	1449	1454	1459			1503	1515	1520		1524	1533	1543	1546
East Croydon (ECR) d										1410									
Clapham Junction (CLJ) d										1440									
Wembley Central (WMB) d										1509	1513								
Harrow & Wealdstone (HRW) d					1445					1513	1518						1545		
Bushey (BSH) d					1451					1523							1551		
Watford Junction (WFJ) a			1439	1453			1503	1508		1520	1526				1539	1553			
Watford Junction (WFJ) d			1439	1454			1504	1509	1514u	1520	1526				1540	1554			
Kings Langley (KGL) d				1458							1531					1558			
Apsley (APS) d				1502							1534					1602			
Hemel Hempstead (HML) d			1447	1505				1516		1528	1537				1547	1605			
Berkhamsted (BKM) d			1452	1509				1521		1533	1542				1552	1609			
Tring (TRI) d			1458	1516a						1539	1549a				1558	1616a			
Cheddington (CED) d								1530											
Leighton Buzzard (LBZ) d			1507					1536		1548		1543			1608				
Bletchley (BLY) d			1514					1543		1555		1550			1615				
Milton Keynes Central (MKC) a	1450		1519		1513	1518	1525	1554		1601		1555	1550		1620		1613	1618	
Milton Keynes Central (MKC) d			1520		1513	1519	1533					1556			1621		1613	1619	
Wolverton (WOL) d			1524									1600			1625				
Northampton (NMP) a			1541				1547					1613			1642				
Northampton (NMP) d		1537					1556							1637					
Long Buckby (LBK) d		1549					1607							1648					
Rugby (RUG) a		1600				1542	1619		1551			1658							1642
Coventry (COV) a		1610			1542		1630		1602					1709					1642
Birmingham International (BHI) a		1629			1553		1649		1613					1728					1653
Birmingham New Street (BHM) a		1644			1607		1705		1623					1744					1707

Operator Train ID Days of operation/Notes 1st Class/Reservations/Bus Catering facilities	LM	LM	VT	SN	LM	LM	VT	LM	LM	LM	VT	VT	LM	LM	LM	VT	SN	LM	
	1W19 1	2K25 1	9G31 1 1 CP	2M45 1	2T43 1	1Y23 1	1H36 E 1 1 CP	2Y67 1	2N67 1	2T45 1	1F28 G 1 1 CP	9P93 F 1 1 CP	1U43 B 1	1W21 1	2K27 1	9G34 1 1 CP	2M49 1	2T47 1	
London Euston (EUS) d	1549	1554	1559		1603	1615	1620		1624	1633	1633	1643	1646	1649	1654	1659			1703
East Croydon (ECR) d				1510														1610	
Clapham Junction (CLJ) d				1540														1640	
Wembley Central (WMB) d				1609	1613													1709	1713
Harrow & Wealdstone (HRW) d				1613	1618					1645								1713	1718
Bushey (BSH) d					1623					1651								1723	
Watford Junction (WFJ) a	1603	1609		1620	1626				1639	1653				1703	1709		1720	1726	
Watford Junction (WFJ) d	1604	1610	1614u	1620	1626				1639	1654				1704	1710	1714u	1720	1726	
Kings Langley (KGL) d					1631					1658								1731	
Apsley (APS) d					1634					1702								1734	
Hemel Hempstead (HML) d		1617		1628	1637				1647	1705					1717		1728	1737	
Berkhamsted (BKM) d		1622		1632	1642				1652	1709					1722		1732	1742	
Tring (TRI) d				1638	1649a				1658	1716a							1738	1749a	
Cheddington (CED) d		1631													1731				
Leighton Buzzard (LBZ) d		1636		1647		1643			1706						1736		1747		
Bletchley (BLY) d		1643		1654		1650			1713						1743		1754		
Milton Keynes Central (MKC) a	1625	1654		1700		1655	1650		1718			1713	1718	1725	1754		1800		
Milton Keynes Central (MKC) d	1632					1656			1719			1713	1719	1732					
Wolverton (WOL) d						1700			1723										
Northampton (NMP) a	1646					1713			1740						1746				
Northampton (NMP) d	1656							1737							1756				
Long Buckby (LBK) d	1707							1748							1807				
Rugby (RUG) a	1717		1651					1759				1722	1742	1817		1751			
Coventry (COV) a	1730		1702					1809				1742		1830		1802			
Birmingham International (BHI) a	1749		1713					1828				1753		1849		1813			
Birmingham New Street (BHM) a	1805		1723					1844				1807		1905		1823			

NOTES (see introductory pages for explanation of train operator codes and standard symbols)

- a Arrival time
- d Departure time
- u Stops to pick up only
- B To Crewe, see table 66
- D To Glasgow Central, see table 65
- E To Manchester Piccadilly, see table 65
- F To Preston, see table 65
- G To Liverpool Lime Street, see table 65
- H To Edinburgh, see table 65

London to Milton Keynes, Northampton, Rugby, Coventry and Birmingham

Saturdays

Operator Train ID Days of operation/Notes 1st Class/Reservations/Bus Catering facilities	VT	LM	VT	VT	LM	LM	VT	LM	LM	LM	LM	VT	SN	LM	LM	VT	VT	LM
	1D91	1Y25	1H39	9G35	2N69	2T49	9P95	1U45	2Y69	1W23	2K29	9G37	2M55	2T51	1Y27	1H02	9J38	2Y71
	M		E	A			F	B				A				E	N	
	□	□	□	□	□	□	□	□	□	□	□	□	□	□	□	□	□	□
	☐	☐	☐	☐	☐	☐	☐	☐	☐	☐	☐	☐	☐	☐	☐	☐	☐	☐
London Euston (EUS) d	1710	1715	1720	1723	1724	1733	1743	1746		1749	1754	1803		1803	1815	1820	1823	
East Croydon (ECR) d													1710					
Clapham Junction (CLJ) d													1740					
Wembley Central (WMB) d													1809	1813				
Harrow & Wealdstone (HRW) d						1745							1813	1818				
Bushey (BSH) d						1751								1823				
Watford Junction (WFJ) a					1739	1753				1803	1809		1820	1826				
Watford Junction (WFJ) d				1737u	1739	1754				1804	1810		1820	1826			1837u	
Kings Langley (KGL) d						1758								1831				
Apsley (APS) d						1802								1834				
Hemel Hempstead (HML) d					1747	1805					1817		1828	1837				
Berkhamsted (BKM) d					1752	1809					1822		1832	1842				
Tring (TRI) d					1758	1816a							1838	1849a				
Cheddington (CED) d												1831						
Leighton Buzzard (LBZ) d		1742			1806							1836	1847		1843			
Bletchley (BLY) d		1749			1813							1843	1854	1850				
Milton Keynes Central (MKC) a	1740	1754	1750		1818		1813	1818		1825	1854		1900		1855	1850		
Milton Keynes Central (MKC) d		1756			1819		1813	1819		1825					1856			
Wolverton (WOL) d		1800			1823										1900			
Northampton (NMP) a		1813			1835					1840					1913			
Northampton (NMP) d										1837	1856							1937
Long Buckby (LBK) d										1848	1907							1948
Rugby (RUG) a								1842	1859	1917			1851					1959
Coventry (COV) a				1822				1842	1909	1931			1902				1922	2009
Birmingham International (BHI) a				1832				1853	1928	1949			1913				1933	2028
Birmingham New Street (BHM) a				1845				1907	1944	2005			1923				1945	2044








Operator Train ID Days of operation/Notes 1st Class/Reservations/Bus Catering facilities	LM	LM	VT	LM	LM	LM	VT	SN	LM	LM	VT	LM	VT	LM	LM	VT	VT	LM
	2N71	2T53	9K94	1U47	1N25	2K31	9G40	2M61	2T55	1Y99	1H05	2Y13	9G41	1U49	2Y73	1H74	9G42	2Y75
			B	B			A				E		A	B		E	A	
	□	□	□	□	□	□	□	□	□	□	□	□	□	□	□	□	□	□
	☐	☐	☐	☐	☐	☐	☐	☐	☐	☐	☐	☐	☐	☐	☐	☐	☐	☐
London Euston (EUS) d	1824	1833	1840	1846	1849	1851	1903		1903	1913	1920	1920	1923	1933	1933	1939	1943	1947
East Croydon (ECR) d								1812										
Clapham Junction (CLJ) d								1840										
Wembley Central (WMB) d								1908	1913									
Harrow & Wealdstone (HRW) d		1845						1913	1918						1945			1959
Bushey (BSH) d		1851							1923						1951			
Watford Junction (WFJ) a	1839	1853			1903	1906		1921	1926			1935			1953			2005
Watford Junction (WFJ) d	1839	1854			1904	1907			1926			1936	1937u		1954			2005
Kings Langley (KGL) d		1858							1931						1959			2010
Apsley (APS) d		1902							1934						2003			2013
Hemel Hempstead (HML) d	1847	1905			1914				1937			1943			2006			2016
Berkhamsted (BKM) d	1852	1909			1919				1942			1948			2013			2021
Tring (TRI) d	1858	1916a			1925				1949a						2018			2026
Cheddington (CED) d					1930													2031
Leighton Buzzard (LBZ) d	1906				1935							2001			2026			2035
Bletchley (BLY) d	1913				1942							2007			2033			2042
Milton Keynes Central (MKC) a	1918		1910	1918	1925	1953				1945	1950	2011		2006	2037		2020	2048
Milton Keynes Central (MKC) d	1919		1910	1919	1931					1946		2012		2007	2037		2021	2049
Wolverton (WOL) d	1923									1950					2041			2053
Northampton (NMP) a	1941			1947						2004		2026			2055			2106
Northampton (NMP) d										2004		2035			2057			2118
Long Buckby (LBK) d										2015		2046			2108			2129
Rugby (RUG) a			1942				1951			2026		2057		2029	2118	2037		2139
Coventry (COV) a			1942				2002			2036		2109	2023		2130		2049	2150
Birmingham International (BHI) a			1953				2013			2055		2127	2033		2147		2101	2205
Birmingham New Street (BHM) a			2007				2023			2110		2146	2045		2205		2112	2219








NOTES (see introductory pages for explanation of train operator codes and standard symbols)

- a Arrival time
- d Departure time
- u Stops to pick up only
- A To Wolverhampton, see table 68
- B To Crewe, see table 66
- E To Manchester Piccadilly, see table 65
- F To Preston, see table 65
- M To Holyhead, see table 65
- N To Shrewsbury, see table 64

London to Milton Keynes, Northampton, Rugby, Coventry and Birmingham

Saturdays

Operator Train ID Days of operation/Notes 1st Class/Reservations/Bus Catering facilities	SN	LM	VT	VT	VT	VT	LM	LM	LM	VT	VT	LM	SN	LM	VT	LM	SN	LM
	2M65	2N17	1F27 G CP	1H07 E CP	9G44 A CP	1P07 F CP	1U51 B CP	2Y17	2Y77	1H76 E CP	9G46 A CP	2Y79	2M67	2Y81	9G47 A CP	2N37	2M69	2N93
London Euston (EUS)  d		2003	2011	2020	2025	2031	2034		2039	2101	2103	2109		2131	2142	2154		2212
East Croydon (ECR)  d	1910												2010					2110
Clapham Junction (CLJ)  d	1936												2051					2139
Wembley Central (WMB)  d													2122					2211
Harrow & Wealdstone (HRW)  d	2007											2121	2127			2206	2216	2225
Bushey (BSH) d																		
Watford Junction (WFJ) a	2015	2019							2054			2127	2134			2212	2225	2231
Watford Junction (WFJ) d		2019			2040u	2046u	2051u		2055		2119u	2128			2158u	2215		2236
Kings Langley (KGL) d									2059							2219		
Apsley (APS) d									2103							2223		
Hemel Hempstead (HML) d									2106			2136		2153		2226		2243
Berkhamsted (BKM) d									2111			2141		2158		2231		2248
Tring (TRI) d									2116			2146				2236		
Cheddington (CED) d									2121			2151				2241		
Leighton Buzzard (LBZ) d		2040							2127			2158		2209		2248		2302
Bletchley (BLY) d		2046							2134			2205		2216		2255		2309
Milton Keynes Central (MKC) a		2053		2103				2121	2140	2145	2151	2213		2224	2229	2303		2317
Milton Keynes Central (MKC) d		2100						2122			2151	2213		2225	2230	2304		2317
Wolverton (WOL) d		2104										2217		2229		2308		2321
Northampton (NMP) a		2117										2231		2245		2326		2340
Northampton (NMP) d									2129	2204		2241		2254				
Long Buckby (LBK) d									2140	2215		2252		2304				
Rugby (RUG) a			2117			2136	2144	2151	2226		2213	2303		2315	2252			
Coventry (COV) a					2137			2205	2238		2224	2314		2326	2303			
Birmingham International (BHI)  a					2151			2226	2256		2234	2329		2345	2313			
Birmingham New Street (BHM)  a					2206			2242	2317		2246	2344		0003	2325			



























Operator Train ID 1st Class/Reservations/Bus	LM	SN	LM	LM	LM	LM	LM	LM	LM	LM	LM
	2N39	2M73	2N41	2N95	2N43	2N01					
London Euston (EUS)  d	2234		2305	2321	2336	0015	0200	0200	0200	0200	0200
East Croydon (ECR)  d		2210									
Clapham Junction (CLJ)  d		2239									
Wembley Central (WMB)  d		2307				0024					0230
Harrow & Wealdstone (HRW)  d		2311	2317	2333	2348	0029			0235		0245
Bushey (BSH) d											
Watford Junction (WFJ) a	2252	2318	2323	2339	2354	0035	0250		0255	0250	0305
Watford Junction (WFJ) d	2253		2326	2340	2355	0035	0250		0255	0250	0305
Kings Langley (KGL) d			2330	2344	2359	0040					0320
Apsley (APS) d			2334	2348	0003	0044					0330
Hemel Hempstead (HML) d	2300		2337	2351	0006	0046		0300		0315	0335
Berkhamsted (BKM) d	2305		2342	2356	0011	0051			0320		0345
Tring (TRI) d	2310		2347	0001	0016	0056					0400
Cheddington (CED) d			2352	0006	0021	0101					0420
Leighton Buzzard (LBZ) d	2320		2359	0013	0028	0106				0351	0440
Bletchley (BLY) d	2327		0006	0020	0035	0113				0416	0505
Milton Keynes Central (MKC) a	2335		0014	0028	0039	0119	0400	0400	0410	0431	0520
Milton Keynes Central (MKC) d	2335		0015	0029	0040	0119					
Wolverton (WOL) d	2339		0019	0033	0044	0123					
Northampton (NMP) a	2353		0038	0046	0102	0137					
Northampton (NMP) d											
Long Buckby (LBK) d											
Rugby (RUG) d											
Coventry (COV) a											
Birmingham International (BHI)  a											
Birmingham New Street (BHM)  a											



























NOTES (see introductory pages for explanation of train operator codes and standard symbols)

- a Arrival time
- d Departure time
- u Stops to pick up only
- A To Wolverhampton, see table 68
- B To Crewe, see table 66
- E To Manchester Piccadilly, see table 65
- F To Preston, see table 65
- G To Liverpool Lime Street, see table 65

London to Milton Keynes, Northampton, Rugby, Coventry and Birmingham

Sundays

Operator Train ID Days of operation/Notes 1st Class/Reservations/Bus Catering facilities	LM	LM	LM	VT	VT	LM	LM	VT	SN	VT	LM	VT	LM	LM	VT	SN	VT	LM
	2N91	2N93	2Y38	1H63 A	1H01 A	1U27 B	2Y40	1S37 C	2M19	9G02 D	2U29 B	1H03 A	1Y75	2Y42	1S52 C	2M23	9G04 D	2N43
London Euston (EUS)  d	0651	0718	0752	0810	0820		0824	0847		0850	0855	0921		0924	0946		0950	0955
East Croydon (ECR)  d										0815						0911		
Clapham Junction (CLJ)  d																		
Wembley Central (WMB)  d																		
Harrow & Wealdstone (HRW)  d	0703	0730	0804				0837		0848		0907			0937		0945		
Bushey (BSH)  d																		
Watford Junction (WFJ)  a	0709	0738	0810				0843		0856		0913			0943		0953		1010
Watford Junction (WFJ)  d	0710	0739	0810				0843			0907u	0914			0944			1006u	1011
Kings Langley (KGL)  d		0743					0848							0949				
Apsley (APS)  d		0747					0852							0953				
Hemel Hempstead (HML)  d	0717	0750	0817				0855				0921			0956				1018
Berkhamsted (BKM)  d	0722	0755	0822				0900				0926			1001				1023
Tring (TRI)  d	0726		0827								0929							
Cheddington (CED)  d	0732		0832								0935							
Leighton Buzzard (LBZ)  d	0738	0808	0839				0914				0941			1014				1036
Bletchley (BLY)  d	0745	0815	0845				0921				0948			1021				1043
Milton Keynes Central (MKC)  a	0754	0823	0850	0855	0905		0926	0932		0937	0957	1006		1026	1032		1037	1051
Milton Keynes Central (MKC)  d	0755	0824	0851				0926	0934		0939	0957			1027	1033		1038	1051
Wolverton (WOL)  d	0759	0828	0855				0930				1001			1031				
Northampton (NMP)  a	0812	0841	0908				0944				1014			1044				1110
Northampton (NMP)  d			0926			0930	0959				1028		1035	1100				
Long Buckby (LBK)  d			0937			0941	1010				1039			1111				
Rugby (RUG)  a			0948			0952	1021	1008		1013	1049		1054	1122	1107		1113	
Coventry (COV)  a			0959				1033			1023			1104	1133				1122
Birmingham International (BHI)  a			1023				1051			1034			1123	1152				1133
Birmingham New Street (BHM)  a			1043				1106			1045			1143	1206				1145

Operator Train ID Days of operation/Notes 1st Class/Reservations/Bus Catering facilities	LM	VT	LM	LM	LM	VT	SN	VT	LM	LM	VT	VT	LM	LM	SN	VT	LM	LM
	2U31 B	1H05 A	2K05	2Y23	2Y44	1S58 C	2M25	9G06 D	1W49	2U33 B	1F13 E	1H07 A	2Y25	2Y46	2M29	9G08	2K13	1W51
London Euston (EUS)  d	1001	1019	1023		1031	1046		1049		1053	1116	1119		1124		1152	1155	1208
East Croydon (ECR)  d																1118		
Clapham Junction (CLJ)  d								1017										
Wembley Central (WMB)  d																		
Harrow & Wealdstone (HRW)  d	1013		1035					1049		1106				1136	1150			1207
Bushey (BSH)  d										1111s								1212s
Watford Junction (WFJ)  a	1019		1041		1046		1059			1113				1142	1157			1215
Watford Junction (WFJ)  d	1019		1041		1047			1107u		1114				1142		1206u	1215	1223
Kings Langley (KGL)  d														1147				1220
Apsley (APS)  d					1053									1151				1223
Hemel Hempstead (HML)  d	1026		1048		1056					1121				1153				1226
Berkhamsted (BKM)  d	1031		1053		1100					1126				1158				1231
Tring (TRI)  d	1036									1130								1238
Cheddington (CED)  d	1041									1136								1243
Leighton Buzzard (LBZ)  d	1047		1106		1113					1142				1212				1248
Bletchley (BLY)  a			1113							1149				1219				1255
Milton Keynes Central (MKC)  a	1058	1105	1122		1126	1132		1137		1157	1201	1208		1227		1231	1304	1246
Milton Keynes Central (MKC)  d	1058				1127	1133		1138		1158				1228		1233		1252
Wolverton (WOL)  d	1102				1131					1201				1232				1256
Northampton (NMP)  a	1116				1150					1216				1249				1308
Northampton (NMP)  d	1129			1133					1212	1217			1235					1315
Long Buckby (LBK)  d	1139			1144					1224	1228			1246					1326
Rugby (RUG)  a	1150			1155		1207		1213	1234	1239			1257			1252		1336
Coventry (COV)  a				1205				1223	1245				1308			1302		1347
Birmingham International (BHI)  a				1224				1234	1308				1321			1313		1408
Birmingham New Street (BHM)  a				1244				1246	1323				1341			1325		1423

NOTES (see introductory pages for explanation of train operator codes and standard symbols)

- a Arrival time
- d Departure time
- s Stops to set down only
- u Stops to pick up only
- A To Manchester Piccadilly, see table 65
- B To Crewe, see table 67
- C To Glasgow Central, see table 65
- D To Wolverhampton, see table 68
- E To Liverpool Lime Street, see table 65

London to Milton Keynes, Northampton, Rugby, Coventry and Birmingham

Sundays

Operator Train ID Days of operation/Notes 1st Class/Reservations/Bus Catering facilities	VT 9G12 D	VT 1H08 A	SN 2M33	LM 1Y81	LM 2Y48	VT 9S70 F	LM 1U35 B	LM 2K19	LM 1W55	VT 1H11 A	VT 9G18	SN 2M37	LM 1Y83	LM 2Y50	VT 9P77 G	LM 1U37 B	LM 2K25	LM 1W59	
London Euston (EUS)	d	1212	1219			1233	1240	1243	1252	1309	1317	1320			1333	1340	1343	1352	1408
East Croydon (ECR)	d																		
Clapham Junction (CLJ)	d			1205									1305						
Wembley Central (WMB)	d																		
Harrow & Wealdstone (HRW)	d			1237					1304						1338			1404	
Bushey (BSH)	d								1310									1410	
Watford Junction (WFJ)	a			1245		1248			1312	1323				1346		1349		1412	1422
Watford Junction (WFJ)	d	1226u				1249			1313	1324		1334u				1350		1413	1423
Kings Langley (KGL)	d								1317									1417	
Apsley (APS)	d								1321									1421	
Hemel Hempstead (HML)	d					1256			1324						1357			1424	
Berkhamsted (BKM)	d					1301			1329						1402			1429	
Tring (TRI)	d								1336									1436	
Cheddington (CED)	d								1341									1441	
Leighton Buzzard (LBZ)	d					1315			1346							1416		1446	
Bletchley (BLY)	d					1322			1353							1423		1453	
Milton Keynes Central (MKC)	a		1252			1327	1313	1318	1402	1347	1350				1428	1413	1418	1502	1446
Milton Keynes Central (MKC)	d					1327	1313	1320		1349					1428	1413	1419		1449
Wolverton (WOL)	d					1331				1354					1432				1453
Northampton (NMP)	a					1344				1406					1445				1505
Northampton (NMP)	d			1334						1415			1435						1515
Long Buckby (LBK)	d			1345						1426			1446						1526
Rugby (RUG)	a	1308		1356			1343			1436		1415	1456				1442		1536
Coventry (COV)	a	1320		1406		1342				1448		1430	1507		1441				1547
Birmingham International (BHI)	a	1332		1419		1352				1508		1441	1520		1452				1608
Birmingham New Street (BHM)	a	1343		1439		1405				1523		1452	1540		1504				1623

Operator Train ID Days of operation/Notes 1st Class/Reservations/Bus Catering facilities	VT 1H14 A	VT 9G24 D	SN 2M39	LM 1Y85	LM 2Y52	VT 9S80 F	LM 1U39 B	LM 2K31	LM 2G63	VT 1H18 A	VT 9G30	SN 2M45	LM 1Y87	LM 2Y54	VT 9P85 G	LM 1U41 B	LM 2K37	LM 2G65	
London Euston (EUS)	d	1417	1420			1433	1440	1443	1450	1505	1517	1520			1533	1540	1543	1550	1605
East Croydon (ECR)	d																		
Clapham Junction (CLJ)	d			1405										1505					
Wembley Central (WMB)	d																		
Harrow & Wealdstone (HRW)	d			1438					1502						1538			1602	
Bushey (BSH)	d								1508									1608	
Watford Junction (WFJ)	a			1446		1449			1510	1520				1546		1549		1610	1620
Watford Junction (WFJ)	d		1434u			1450			1511	1520		1534u				1550		1611	1620
Kings Langley (KGL)	d								1515									1615	
Apsley (APS)	d								1519									1619	
Hemel Hempstead (HML)	d					1457			1522					1557				1622	
Berkhamsted (BKM)	d					1502			1527					1602				1627	
Tring (TRI)	d								1534									1634	
Cheddington (CED)	d								1539									1639	
Leighton Buzzard (LBZ)	d					1516			1544					1616				1644	
Bletchley (BLY)	d					1523			1551					1623				1651	
Milton Keynes Central (MKC)	a	1450				1528	1513	1518	1600	1545	1550			1628	1613	1618	1700	1645	
Milton Keynes Central (MKC)	d					1528	1513	1519		1549				1628	1613	1619		1648	
Wolverton (WOL)	d					1532				1553				1632				1652	
Northampton (NMP)	a					1545				1607				1645				1704	
Northampton (NMP)	d			1534						1615			1634					1715	
Long Buckby (LBK)	d			1545						1626			1645					1726	
Rugby (RUG)	a		1515	1556			1542			1636		1615	1656				1642		1736
Coventry (COV)	a		1531	1606		1542				1647		1629	1706		1642				1747
Birmingham International (BHI)	a		1541	1619		1552				1708		1641	1719		1653				1808
Birmingham New Street (BHM)	a		1552	1639		1604				1723		1651	1739		1705				1823

NOTES (see introductory pages for explanation of train operator codes and standard symbols)

- a Arrival time
- d Departure time
- u Stops to pick up only
- A To Manchester Piccadilly, see table 65
- B To Crewe, see table 67
- D To Wolverhampton, see table 68
- F To Edinburgh, see table 65
- G To Preston, see table 65

London to Milton Keynes, Northampton, Rugby, Coventry and Birmingham

Sundays

Operator Train ID Days of operation/Notes 1st Class/Reservations/Bus Catering facilities	VT 1H21 A 11R CP	VT 9G36 11R CP	SN 2M49 11R CP	LM 1Y89 11R CP	LM 2Y81 11R CP	VT 9S93 F 11R CP	LM 1U43 B 11R CP	LM 2K43 11R CP	LM 2G67 11R CP	VT 1H24 A 11R CP	VT 9G42 11R CP	SN 2M55 11R CP	LM 1Y91 11R CP	LM 2Y83 11R CP	VT 9P97 G 11R CP	LM 1U45 B 11R CP	LM 2K49 11R CP	VT 1F20 E 11R CP	
London Euston (EUS) d	1617	1620			1633	1640	1643	1650	1705	1708	1720				1733	1740	1743	1750	1805
East Croydon (ECR) d																			
Clapham Junction (CLJ) d			1605										1705						
Wembley Central (WMB) d																			
Harrow & Wealdstone (HRW) d			1638					1702							1738				1802
Bushey (BSH) d								1708											1808
Watford Junction (WFJ) a			1646		1649			1710	1720				1746		1749				1810
Watford Junction (WFJ) d		1634u			1650			1711	1720		1734u				1750				1811
Kings Langley (KGL) d								1715											1815
Apsley (APS) d								1719											1819
Hemel Hempstead (HML) d					1657			1722							1757				1822
Berkhamsted (BKM) d					1702			1727							1802				1827
Tring (TRI) d								1734											1834
Cheddington (CED) d								1739											1839
Leighton Buzzard (LBZ) d					1716			1744							1816				1844
Bletchley (BLY) d					1723			1751							1823				1851
Milton Keynes Central (MKC) a	1650				1728	1713	1718	1800	1745	1741					1828	1813	1818	1900	1838
Milton Keynes Central (MKC) d					1728	1713	1719		1748						1828	1813	1819		
Wolverton (WOL) d					1732				1752						1832				
Northampton (NMP) a					1745				1805						1845				
Northampton (NMP) d				1734					1815				1834						
Long Buckby (LBK) d				1745					1826				1845						
Rugby (RUG) a		1715		1756			1742		1836		1815		1856			1842			
Coventry (COV) a		1731		1806		1742			1847		1830		1906		1843				
Birmingham International (BHI) a		1741		1819		1752			1908		1842		1919		1853				
Birmingham New Street (BHM) a		1752		1839		1803			1923		1852		1939		1904				



























Operator Train ID Days of operation/Notes 1st Class/Reservations/Bus Catering facilities	LM 2G69 11R CP	VT 1D92 H 11R CP	VT 1H27 A 11R CP	VT 9J48 J 11R CP	VT 1H73 A 11R CP	SN 2M61 11R CP	LM 1Y81 11R CP	LM 2Y85 11R CP	VT 9G50 11R CP	LM 1U47 B 11R CP	LM 2K55 11R CP	VT 9K52 B 11R CP	LM 1W91 11R CP	VT 1H30 A 11R CP	VT 9G54 D 11R CP	SN 2M65 11R CP	LM 1Y95 11R CP	LM 2Y59 11R CP	
London Euston (EUS) d	1805	1808	1817	1820	1829				1833	1843	1846	1850	1900	1911	1917	1920			1933
East Croydon (ECR) d																			
Clapham Junction (CLJ) d						1805												1905	
Wembley Central (WMB) d																			
Harrow & Wealdstone (HRW) d						1838					1902							1938	
Bushey (BSH) d											1908								
Watford Junction (WFJ) a	1820					1846		1849			1910							1946	1949
Watford Junction (WFJ) d	1820			1835u				1850			1911				1934u				1950
Kings Langley (KGL) d											1915								
Apsley (APS) d											1919								
Hemel Hempstead (HML) d								1857			1922								1957
Berkhamsted (BKM) d								1902			1927								2002
Tring (TRI) d											1934								
Cheddington (CED) d											1939								
Leighton Buzzard (LBZ) d									1916		1944								2016
Bletchley (BLY) d									1923		1951								2023
Milton Keynes Central (MKC) a	1846	1841	1850					1928	1916	1921	2000		1946	1950					2028
Milton Keynes Central (MKC) d	1848							1928	1917	1922			1948						2028
Wolverton (WOL) d	1852							1932					1952						2032
Northampton (NMP) a	1904							1945					2005						2045
Northampton (NMP) d	1916						1934						2009						2056
Long Buckby (LBK) d	1927						1945						2020						2107
Rugby (RUG) a	1937				1923		1956			1945		1951	2030		2015				2118
Coventry (COV) a	1950			1923			2006		1945			2001	2048		2029				2130
Birmingham International (BHI) a	2008			1933			2019		1955			2012	2108		2041				2149
Birmingham New Street (BHM) a	2024			1944			2039		2010			2025	2123		2052				2201


























NOTES (see introductory pages for explanation of train operator codes and standard symbols)

- a Arrival time
- d Departure time
- u Stops to pick up only
- A To Manchester Piccadilly, see table 65
- B To Crewe, see table 67
- D To Wolverhampton, see table 68
- E To Liverpool Lime Street, see table 65
- F To Edinburgh, see table 65
- G To Preston, see table 65
- H To Holyhead, see table 65
- J To Shrewsbury, see table 64

London to Milton Keynes, Northampton, Rugby, Coventry and Birmingham

Sundays

Operator Train ID Days of operation/Notes 1st Class/Reservations/Bus Catering facilities	VT 9P99 G 1111 12	LM 1U49 B 11	LM 2N61 11	LM 2N65 11	VT 1F22 E 1111 12	LM 2K61 11	VT 1H33 A 1111 12	VT 9G60 D 1111 12	SN 2M67 11	LM 1Y97 11	LM 2Y65 11	VT 9G62 D 1111 12	LM 2K63 11	VT 1P06 G 1111 12	VT 9G64 D 1111 12	LM 2Y67 D 11	VT 1H35 A 1111 12	LM 2Y71 11	
London Euston (EUS)  d	1940	1947	1950	2003	2005	2008	2012	2018				2033	2038	2042	2050	2054	2106	2125	2131
East Croydon (ECR)  d																			
Clapham Junction (CLJ)  d									2005										
Wembley Central (WMB)  d										2005									
Harrow & Wealdstone (HRW)  d			2002	2016		2020			2038										
Bushey (BSH)  d						2026													
Watford Junction (WFJ)  a			2008	2022		2028			2046		2049		2057			2123		2146	
Watford Junction (WFJ)  d			2009	2023		2029		2032u			2050		2058		2111u	2124		2147	
Kings Langley (KGL)  d						2033												2151	
Apsley (APS)  d						2037												2155	
Hemel Hempstead (HML)  d			2016	2030		2040					2058					2131		2157	
Berkhamsted (BKM)  d			2021	2035		2045					2101					2136		2202	
Tring (TRI)  d			2028			2051										2141		2207	
Cheddington (CED)  d			2033													2146			
Leighton Buzzard (LBZ)  d			2038	2049							2114		2120			2153		2217	
Bletchley (BLY)  d			2045								2121					2200		2224	
Milton Keynes Central (MKC)  a	2013		2050	2101	2038	2107	2045				2130	2117	2135	2139	2143	2208	2217	2232	
Milton Keynes Central (MKC)  d	2013		2051	2101			2045				2131	2117		2141	2145	2209		2232	
Wolverton (WOL)  d											2135					2213			
Northampton (NMP)  a			2105	2120							2148					2226		2248	
Northampton (NMP)  d										2126	2157					2237		2251	
Long Buckby (LBK)  d										2137	2208					2248		2302	
Rugby (RUG)  a		2044						2107		2147	2219			2202	2205	2258		2313	
Coventry (COV)  a	2042							2120		2158	2231	2147				2216	2309	2324	
Birmingham International (BHI)  a	2052							2130		2216	2250	2157				2226	2318	2355	
Birmingham New Street (BHM)  a	2105							2144		2237	2302	2210				2239	2338	0008	








Operator Train ID Days of operation/Notes 1st Class/Reservations/Bus Catering facilities	SN 2M69 11	LM 2N73 11	VT 1H77 A 1111 12	VT 9G66 D 1111 12	LM 2Y77 11	VT 9G68 D 1111 12	LM 2N77 11	SN 2M73 11	LM 2N79 11	LM 2N81 11	VT 9G70 D 1111 12	LM 2N83 11	LM 2N01 11	LM 2N03 11	LM 2K99 11
London Euston (EUS)  d		2140	2151	2155	2201	2225	2231		2240	2300	2324	2339	0005	0035	0134
East Croydon (ECR)  d									2219						
Clapham Junction (CLJ)  d	2119														
Wembley Central (WMB)  d														0045	0145
Harrow & Wealdstone (HRW)  d	2150	2155		2214		2243	2250	2254	2313		2351	0017	0050	0150	
Bushey (BSH)  d		2200s				2248s					2356s		0055s		
Watford Junction (WFJ)  a	2200	2203			2220		2251	2258	2302	2319		2359	0025	0058	0156
Watford Junction (WFJ)  d		2204		2213u	2221	2241u	2252		2303	2320	2339u	0001	0025	0058	0157
Kings Langley (KGL)  d							2256			2324		0005		0103	
Apsley (APS)  d							2300			2328		0009		0106	
Hemel Hempstead (HML)  d					2228		2303		2311	2331		0012	0032	0109	0204
Berkhamsted (BKM)  d					2233		2308		2316	2336		0017	0037	0114	0209
Tring (TRI)  d					2238				2321	2341		0022	0042	0119	0213
Cheddington (CED)  d					2243				2326	2346		0027	0047	0124	
Leighton Buzzard (LBZ)  d		2224			2250		2321		2333	2353		0034	0054	0130	0222
Bletchley (BLY)  d					2257		2328		2340	2359		0041	0101	0137	0229
Milton Keynes Central (MKC)  a		2236	2240	2245	2305	2313	2336		2348	0008	0012	0049	0109	0146	0237
Milton Keynes Central (MKC)  d		2237	2242	2247	2306	2314	2336		2349	0008	0013	0049	0109	0147	
Wolverton (WOL)  d		2240			2310		2340			0012		0053	0113	0150	
Northampton (NMP)  a		2254			2324		2353		0004	0026		0107	0126	0205	
Northampton (NMP)  d					2332										
Long Buckby (LBK)  d					2343										
Rugby (RUG)  a			2317	2322	2354	2346					0048s				
Coventry (COV)  a				2333	0004	2357					0059s				
Birmingham International (BHI)  a				2343		0007					0110s				
Birmingham New Street (BHM) a				2356		0019					0122				








NOTES (see introductory pages for explanation of train operator codes and standard symbols)

- a Arrival time
- d Departure time
- s Stops to set down only
- u Stops to pick up only
- A To Manchester Piccadilly, see table 65
- B To Crewe, see table 67
- D To Wolverhampton, see table 68
- E To Liverpool Lime Street, see table 65
- G To Preston, see table 65

Birmingham, Coventry, Rugby, Northampton and Milton Keynes to London

Mondays to Fridays

Operator Train ID Days of operation/Notes 1st Class/Reservations/Bus Catering facilities	LM	LM	LM	SN	LM	LM	LM	LM	LM	VT	SN	LM	LM	LM	LM	LM	VT	LM	
	2K00	2N04	2N06	2O09	2N08	2B00	2K02	2T02	2N42	1R00 B	2O13 C	2N42	1Y02	2J86	2B06	2T04	1R01 B	2K06	
	□	□	□	□	□	□	□	□	□	□ □	□	□	□	□	□	□	□ □	□	
Birmingham New Street (BHM)  d										0530							0550		
Birmingham International (BHI)  d										0540							0600		
Coventry (COV) d										0552			0542				0614		
Rugby (RUG) d										0603			0553						
Long Buckby (LBK) d													0600						
Northampton (NMP) a													0600						
Northampton (NMP) d		0415	0448		0505				0600				0623						
Wolverton (WOL) d		0427	0500		0517				0613				0637						
Milton Keynes Central (MKC) a		0430	0503		0521				0616	0622			0641				0641		
Milton Keynes Central (MKC) d	0330	0430	0504		0521		0553		0617	0625			0641				0642	0648	
Bletchley (BLY) d	0335	0435	0509		0526	0538	0557		0622				0646		0634			0653	
Leighton Buzzard (LBZ) d	0342	0442	0515		0533	0545	0604		0629				0653		0641			0700	
Cheddington (CED) d			0524			0550	0609		0634									0705	
Tring (TRI) d	0354	0455	0530			0557	0615	0626	0640						0650	0700		0711	
Berkhamsted (BKM) d	0359	0501	0535		0550	0602	0620	0631	0645			←			0656	0705		0716	
Hemel Hempstead (HML) d	0403	0505	0539		0554	0606	0625	0636	0649				0649		0701	0710		0721	
Apsley (APS) d			0542			0609	0628	0639					0653		0705			0724	
Kings Langley (KGL) d			0545			0612	0632	0643	→				0656		0709			0728	
Watford Junction (WFJ) a	0410	0513	0549		0601	0617	0636	0647		0644s			0701	0709		0713	0719	0732	
Watford Junction (WFJ) d	0411	0513	0550	0554	0601	0617	0637	0648					0653	0702	0710	0710	0716	0720	
Bushey (BSH) a						0620	0639	0650						0713			0722	0722	
Harrow & Wealdstone (HRW)  a	0417	0519	0556	0600	0607	0625	0645	0656					0700					0741	
Wembley Central (WMB)  a	0421	0524		0605									0705						
Clapham Junction (CLJ)  a				0634									0735						
East Croydon (ECR)  a																			
London Euston (EUS)  a	0434	0539	0612		0625	0640	0706	0710		0703			0724	0725	0733	0740	0746	0716	0800








Operator Train ID Days of operation/Notes 1st Class/Reservations/Bus Catering facilities	VT	LM	VT	VT	SN	LM	VT	LM	LM	LM	LM	LM	LM	LM	VT	LM	VT	LM
	1R02 D	1Y04	1R04 B	1R06 B	2O19	2N10	1R05 E	1Y06	2N12	1Y08	2B14	2J88	2B24	1Y10 B	1R07 F	1U00 G	1R10 D	2K08
	□ □	□	□ □	□ □	□	□	□ □	□	□	□	□	□	□	□	□ □	□	□ □	□
Birmingham New Street (BHM)  d		0533	0607	0630														0613
Birmingham International (BHI)  d		0548	0618	0640														0630
Coventry (COV) d		0606	0630	0651														0648
Rugby (RUG) d	0632	0617					0653								0659	0707	0710	0730
Long Buckby (LBK) d		0627													0712			
Northampton (NMP) a		0638													0728			
Northampton (NMP) d		0639				0650		0658	0707	0715					0738			
Wolverton (WOL) d		0651				0702		0710	0719	0727					0750			
Milton Keynes Central (MKC) a	0651	0655	0656			0706	0712	0714	0723	0731					0754			
Milton Keynes Central (MKC) d	0653	0656	0700		0701	0706	0714	0715	0723	0732					0755			0759
Bletchley (BLY) d		0701			0706	0711			0728		0739		0753	0800				0805
Leighton Buzzard (LBZ) d		0708			0713			0725	0735	0742	0747		0800	0807				0813
Cheddington (CED) d									0740				0805					
Tring (TRI) d					0722	0727			0747				0811					0822
Berkhamsted (BKM) d					0726	0732			0752		0800		0816					
Hemel Hempstead (HML) d					0731	0737			0756		0805		0821					0829
Apsley (APS) d						0740			0800									
Kings Langley (KGL) d						0743			0803									
Watford Junction (WFJ) a				0737s	0738	0748			0808		0812		0828					0837
Watford Junction (WFJ) d					0739	0748			0808		0813	0822	0829					0838
Bushey (BSH) a											0816	0824						0840
Harrow & Wealdstone (HRW)  a					0745				0814			0830	0835					
Wembley Central (WMB)  a					0750													
Clapham Junction (CLJ)  a					0818													
East Croydon (ECR)  a																		
London Euston (EUS)  a	0728	0738	0734	0754		0806	0750	0803	0833	0817	0834	0848	0849	0838	0801	0808	0819	0902








NOTES (see introductory pages for explanation of train operator codes and standard symbols)

- a Arrival time
- d Departure time
- s Stops to set down only
- B From Wolverhampton, see table 68
- C To Selhurst, see table 164
- D From Manchester Piccadilly, see table 65
- E From Liverpool Lime Street, see table 65
- F From Lancaster, see table 65
- G From Crewe, see table 67

Birmingham, Coventry, Rugby, Northampton and Milton Keynes to London

Mondays to Fridays

Operator Train ID Days of operation/Notes 1st Class/Reservations/Bus Catering facilities	LM 2T08	VT 1R12 B	SN 2023	LM 2J90	LM 2Y86	VT 1R15 D	LM 1Y12	VT 1R22 D	LM 2Y52	LM 2Y54	VT 1R21 H	VT 9R23 D	LM 2T12	LM 2J92	LM 2K10	LM 1U20 G	VT 1R24 J	LM 2T14	
	1	1R	1	1	1	1R	1	1R	1	1	1R	1R	1	1	1	1	1R	1	
Birmingham New Street (BHM)  d		0710			0653				0716	0733	0750	0810							
Birmingham International (BHI)  d		0721			0704				0732	0746	0800	0820							
Coventry (COV) d		0732			0723				0749	0804	0811	0831							
Rugby (RUG) d					0734	0757			0802	0816	0821					0834	0846		
Long Buckby (LBK) d					0743				0812	0826									
Northampton (NMP) a					0755				0826	0838									
Northampton (NMP) d					0804		0824												
Wolverton (WOL) d					0817		0836												
Milton Keynes Central (MKC) a		0759			0821		0840									0855			
Milton Keynes Central (MKC) d		0800	0812		0822		0841	0847								0857	0901		
Bletchley (BLY) d			0817		0827		0846									0902			
Leighton Buzzard (LBZ) d			0824		0834		0853									0909			
Cheddington (CED) d																0915			
Tring (TRI) d	0826		0834		0843								0900			0920		0925	
Berkhamsted (BKM) d	0831		0838		0848								0905		0925			0930	
Hemel Hempstead (HML) d	0836		0843		0853								0910		0930			0935	
Apsley (APS) d	0839				0856								0914					0938	
Kings Langley (KGL) d	0843				0900								0917					0942	
Watford Junction (WFJ) a	0847		0851		0904							0917s	0922		0937			0946	
Watford Junction (WFJ) d	0848		0852	0856	0905								0922	0926	0937			0947	
Bushey (BSH) a				0859									0925	0929				0950	
Harrow & Wealdstone (HRW)  a	0854		0858	0904									0930	0934	0943			0955	
Wembley Central (WMB)  a			0903																
Clapham Junction (CLJ)  a			0934																
East Croydon (ECR)  a																			
London Euston (EUS)  a	0910	0834		0923	0932	0847	0924	0921				0913	0933	0944	0953	0958	0937	0940	1012








Operator Train ID Days of operation/Notes 1st Class/Reservations/Bus Catering facilities	SN 2029	LM 2N00	LM 2Y56	VT 1R26	LM 1Y14	VT 1A12 D	VT 1B29	LM 2T16	LM 2K12	LM 1U22 G	VT 9A31 F	LM 1W06	LM 2T18	SN 2031	LM 2N02	LM 2Y58	LM 1Y16	VT 1A17 D
	1	1	1	1R	1	1R	1R	1	1	1	1R	1	1	1	1	1	1	1R
Birmingham New Street (BHM)  d			0814	0830			0850				0910	0833						0913
Birmingham International (BHI)  d			0826	0841			0900				0920	0845						0928
Coventry (COV) d			0846	0851			0911				0931	0904						0946
Rugby (RUG) d			0858	0904						0932		0922						0958
Long Buckby (LBK) d			0908									0933						1008
Northampton (NMP) a			0920									0944						1020
Northampton (NMP) d		0905			0924							0951				1005		1025
Wolverton (WOL) d		0917			0936											1017		1037
Milton Keynes Central (MKC) a		0921		0923	0940					0954	0958	1005				1021		1041
Milton Keynes Central (MKC) d	0912	0922		0924	0941	0950			0955	0955	1000	1007		1012	1022		1043	1047
Bletchley (BLY) d	0917	0927			0946				1000					1017	1027			1048
Leighton Buzzard (LBZ) d	0924	0934			0953				1007					1024	1034			1055
Cheddington (CED) d									1012									
Tring (TRI) d	0934							0957	1018				1026	1034				
Berkhamsted (BKM) d	0938	0947						1002	1023				1031	1038	1046			
Hemel Hempstead (HML) d	0943	0951						1007	1027				1035	1043	1051			
Apsley (APS) d								1010					1039					
Kings Langley (KGL) d								1014					1042					
Watford Junction (WFJ) a	0951	0958					1000s	1018	1034				1047	1051	1058			
Watford Junction (WFJ) d	0952	0959						1019	1035				1047	1052	1059			
Bushey (BSH) a								1021					1050					
Harrow & Wealdstone (HRW)  a	0959							1027					1055	1059				
Wembley Central (WMB)  a	1004													1104				
Clapham Junction (CLJ)  a	1035													1135				
East Croydon (ECR)  a																		
London Euston (EUS)  a		1023		0957	1028	1026	1016	1040	1058	1030	1033	1042	1109		1123		1126	1122








NOTES (see introductory pages for explanation of train operator codes and standard symbols)

- a Arrival time
- d Departure time
- s Stops to set down only
- B From Wolverhampton, see table 68
- D From Manchester Piccadilly, see table 65
- F From Lancaster, see table 65
- G From Crewe, see table 67
- H From Shrewsbury, see table 64
- J From Holyhead/Wrexham General, see table 65

Birmingham, Coventry, Rugby, Northampton and Milton Keynes to London

Mondays to Fridays

Operator Train ID Days of operation/Notes 1st Class/Reservations/Bus Catering facilities	VT 1B28	LM 1W08	LM 2T20	LM 2K14	VT 9M48 K	LM 2T22	SN 2O33	LM 1U24 G	LM 2N04	LM 2Y60	LM 1Y18	VT 1A22 D	VT 1B34	LM 1W10	LM 2T24	LM 2K16	VT 9M50 A	LM 2T26
	☐☐ ☒	☐	☐	☐	☐☐ ☒	☐	☐	☐	☐	☐	☐	☐☐ ☒	☐☐ ☒	☐	☐	☐	☐☐ ☒	☐
Birmingham New Street (BHM)  d	0950	0933			1010					1014			1050	1033				1110
Birmingham International (BHI)  d	1000	0945			1020					1028			1100	1045				1120
Coventry (COV) d	1011	1003			1031					1047			1111	1103				1131
Rugby (RUG) d	1023	1015						1053		1058			1123	1115				
Long Buckby (LBK) d		1025								1108				1125				
Northampton (NMP) a		1036								1120				1136				
Northampton (NMP) d		1039							1105		1125			1138				
Wolverton (WOL) d									1117		1137							
Milton Keynes Central (MKC) a		1053			1057			1113	1121		1141			1152			1158	
Milton Keynes Central (MKC) d		1054		1056	1059		1112	1115	1122	1141	1147		1153			1156	1200	
Bletchley (BLY) d				1101			1117		1127	1146						1201		
Leighton Buzzard (LBZ) d				1108			1124		1134	1153						1208		
Cheddington (CED) d				1113												1213		
Tring (TRI) d			1058	1119		1127	1134								1157	1219		1227
Berkhamsted (BKM) d			1103	1124		1132	1138		1146						1202	1224		1232
Hemel Hempstead (HML) d			1107	1128		1136	1143		1151						1207	1228		1237
Apsley (APS) d			1111			1139									1210			1240
Kings Langley (KGL) d			1114			1142									1214			1243
Watford Junction (WFJ) a	1100s	1115	1119	1135	1147	1151		1158					1200s	1214	1218	1235		1247
Watford Junction (WFJ) d		1116	1120	1136	1147	1152		1158						1215	1219	1236		1248
Bushey (BSH) a			1122		1150										1221			1250
Harrow & Wealdstone (HRW)  a			1128		1155	1159									1227			1256
Wembley Central (WMB)  a						1204												
Clapham Junction (CLJ)  a						1233												
East Croydon (ECR)  a																		
London Euston (EUS)  a	1117	1131	1141	1158	1134	1215		1150	1223		1225	1221	1217	1230	1245	1258	1233c	1310

Operator Train ID Days of operation/Notes 1st Class/Reservations/Bus Catering facilities	SN 2O37	LM 1U26 G	LM 2N06	LM 2Y62	LM 1Y20	VT 1A27 D	VT 1B40	LM 2T28	LM 1W12	LM 2K18	VT 9M51 K	LM 2T30	SN 2O41	LM 1U28 G	LM 2N08	LM 2Y64	LM 1Y22	VT 1A32 D
	☐	☐	☐	☐	☐	☐☐ ☒	☐☐ ☒	☐	☐	☐	☐☐ ☒	☐	☐	☐	☐	☐	☐	☐☐ ☒
Birmingham New Street (BHM)  d				1114			1150		1133		1210							1214
Birmingham International (BHI)  d				1128			1200		1145		1220							1229
Coventry (COV) d				1147			1211		1203		1231							1248
Rugby (RUG) d		1153		1158			1223		1215					1253				1258
Long Buckby (LBK) d				1208					1225									1308
Northampton (NMP) a				1220					1236									1320
Northampton (NMP) d			1205		1225				1242									1324
Wolverton (WOL) d			1217		1237													1336
Milton Keynes Central (MKC) a		1214	1221		1241			1256		1259				1314	1321			1340
Milton Keynes Central (MKC) d	1212	1215	1222		1242	1247		1256	1256	1302		1312	1315	1322				1341
Bletchley (BLY) d	1217		1227		1247				1301	1302		1317	1315	1327				1346
Leighton Buzzard (LBZ) d	1224		1234		1254				1308	1309		1324		1334				1353
Cheddington (CED) d									1313									
Tring (TRI) d	1234							1256	1319		1326	1334						
Berkhamsted (BKM) d	1238		1246					1301	1324		1331	1338			1346			
Hemel Hempstead (HML) d	1243		1251					1306	1328		1336	1343			1351			
Apsley (APS) d								1309			1339							
Kings Langley (KGL) d								1312			1342							
Watford Junction (WFJ) a	1251		1258			1300s	1317	1318	1335		1346	1351		1358				
Watford Junction (WFJ) d	1252		1259				1317	1318	1336		1347	1352		1359				
Bushey (BSH) a							1320				1349							
Harrow & Wealdstone (HRW)  a	1300						1325				1355	1359						
Wembley Central (WMB)  a	1304										1404							
Clapham Junction (CLJ)  a	1333										1435							
East Croydon (ECR)  a																		
London Euston (EUS)  a		1250	1323		1325	1320	1317	1345	1334	1358	1337	1410		1350	1423			1424

NOTES (see introductory pages for explanation of train operator codes and standard symbols)

- a Arrival time
- d Departure time
- s Stops to set down only
- c Arrives 3 minutes later on Fridays
- A From Edinburgh, see table 65
- D From Manchester Piccadilly, see table 65
- G From Crewe, see table 67
- K From Blackpool North, see table 65

Birmingham, Coventry, Rugby, Northampton and Milton Keynes to London

Mondays to Fridays

Operator Train ID Days of operation/Notes 1st Class/Reservations/Bus Catering facilities	VT	LM	LM	LM	VT	VT	LM	SN	LM	LM	LM	LM	VT	VT	LM	VT	LM	LM
	1B46	1W14	2T32	2K20	9M52 WX A	9M52 WO A	2T34	2O45	1U30 G	2N10	2Y66	1Y24	1A37 D	1B52	1W16	1M11 L	2T36	2K22
	□	□	□	□	□	□	□	□	□	□	□	□	□	□	□	□	□	□
	Ⓜ	Ⓜ	Ⓜ	Ⓜ	Ⓜ	Ⓜ	Ⓜ	Ⓜ	Ⓜ	Ⓜ	Ⓜ	Ⓜ	Ⓜ	Ⓜ	Ⓜ	Ⓜ	Ⓜ	Ⓜ
Birmingham New Street (BHM) 12 d	1250	1233			1310	1310						1314			1350	1333		
Birmingham International (BHI) ← d	1300	1245			1320	1320						1328			1400	1345		
Coventry (COV) d	1311	1303			1331	1331						1347			1411	1403		
Rugby (RUG) d	1323	1315								1353		1358			1423	1415	1426	
Long Buckby (LBK) d		1325										1408				1425		
Northampton (NMP) a		1336										1420				1436		
Northampton (NMP) d		1339									1404		1423			1439		
Wolverton (WOL) d											1416		1435					
Milton Keynes Central (MKC) a		1353			1358	1400			1414	1420			1439		1453			
Milton Keynes Central (MKC) d		1353		1356	1359	1401		1412	1415	1422	1440	1450			1454			1457
Bletchley (BLY) d				1401				1417		1427	1445							1502
Leighton Buzzard (LBZ) d				1408				1424		1434	1452							1509
Cheddington (CED) d				1413														1514
Tring (TRI) d			1356	1419			1425	1434									1457	1520
Berkhamsted (BKM) d			1401	1424			1430	1439		1446							1502	1525
Hemel Hempstead (HML) d			1406	1428			1435	1444		1451							1507	1529
Apsley (APS) d			1409				1438										1510	
Kings Langley (KGL) d			1412				1442										1513	
Watford Junction (WFJ) a	1400s	1415	1416	1435			1446	1451		1458				1500s	1515	1517	1536	
Watford Junction (WFJ) d		1415	1417	1436			1447	1452		1459					1516	1518	1537	
Bushey (BSH) a			1419				1449									1520		
Harrow & Wealdstone (HRW) a			1425				1455	1459								1526		
Wembley Central (WMB) a								1504										
Clapham Junction (CLJ) a								1535										
East Croydon (ECR) a																		
London Euston (EUS) 15 a	1416	1431	1445	1458	1434	1437	1516		1450	1523		1522	1525	1516	1532	1519	1540	1601








Operator Train ID Days of operation/Notes 1st Class/Reservations/Bus Catering facilities	VT	LM	SN	LM	LM	LM	VT	LM	VT	VT	LM	LM	VT	LM	LM	SN	LM	
	9M53 K	2T38	2O49	1U32 G	2N12	2Y68	1A92 F	1Y26	1A42 D	1B58	1W18	2T40	2K24	9M54 A	2J94	2T42	2O55 C	1U34 G
	□	□	□	□	□	□	□	□	□	□	□	□	□	□	□	□	□	□
	Ⓜ	Ⓜ	Ⓜ	Ⓜ	Ⓜ	Ⓜ	Ⓜ	Ⓜ	Ⓜ	Ⓜ	Ⓜ	Ⓜ	Ⓜ	Ⓜ	Ⓜ	Ⓜ	Ⓜ	Ⓜ
Birmingham New Street (BHM) 12 d	1410					1414				1450	1433			1510				
Birmingham International (BHI) ← d	1420					1428				1500	1445			1520				
Coventry (COV) d	1431					1447				1511	1503			1531				
Rugby (RUG) d				1453		1458	1510			1523	1515							1553
Long Buckby (LBK) d						1508					1525							
Northampton (NMP) a						1520					1536							
Northampton (NMP) d					1505			1525			1539							
Wolverton (WOL) d					1517			1537										
Milton Keynes Central (MKC) a	1458			1514	1521			1541			1553			1558				1614
Milton Keynes Central (MKC) d	1500		1512	1515	1522			1542	1547		1553		1556	1600			1612	1615
Bletchley (BLY) d			1517		1527			1547					1600				1617	
Leighton Buzzard (LBZ) d			1524		1534			1554					1607				1624	
Cheddington (CED) d													1613					
Tring (TRI) d		1527	1534								1600	1618				1627	1634	
Berkhamsted (BKM) d		1532	1538		1546						1605	1623				1632	1638	
Hemel Hempstead (HML) d		1537	1544		1551						1609	1628				1637	1643	
Apsley (APS) d		1540									1612					1640		
Kings Langley (KGL) d		1543									1615					1643		
Watford Junction (WFJ) a		1547	1551		1558					1600s	1615	1620	1635			1647	1651	
Watford Junction (WFJ) d		1548	1552		1559						1615	1620	1636		1644	1648	1652	
Bushey (BSH) a		1550										1623				1650		
Harrow & Wealdstone (HRW) a		1556	1600									1628			1650	1656	1700	
Wembley Central (WMB) a			1605														1705	
Clapham Junction (CLJ) a			1635														1733	
East Croydon (ECR) a																		
London Euston (EUS) 15 a	1535	1611		1550	1622		1559	1625	1620	1616	1631	1647	1700	1634	1708	1711		1650








NOTES (see introductory pages for explanation of train operator codes and standard symbols)

- a Arrival time
- d Departure time
- s Stops to set down only
- A From Edinburgh, see table 65
- C To Selhurst, see table 164
- D From Manchester Piccadilly, see table 65
- F From Lancaster, see table 65
- G From Crewe, see table 67
- K From Blackpool North, see table 65
- L From Glasgow Central, see table 65
- WO Wednesdays only
- WX Not Wednesdays

Birmingham, Coventry, Rugby, Northampton and Milton Keynes to London

Mondays to Fridays

Operator Train ID Days of operation/Notes 1st Class/Reservations/Bus Catering facilities	LM 2N90	LM 2Y70	LM 1Y28	VT 1A47 D CP	VT 1B64 CP	LM 1W20	LM 2T44	LM 2K26	VT 9M55 K CP	VT 1A48 M CP	LM 2J96	LM 2T46	SN 2O61	LM 1U36 G	VT 1A93 F CP	VT 1B70 CP	LM 2N92	LM 2Y72
Birmingham New Street (BHM)  d		1514			1550	1533			1610							1650		1614
Birmingham International (BHI)  d		1528			1600	1545			1620							1700		1628
Coventry (COV) d		1547			1611	1603			1631							1711		1647
Rugby (RUG) d		1558			1623	1615								1653	1710	1723		1658
Long Buckby (LBK) d		1609				1625												1708
Northampton (NMP) a		1621				1636												1720
Northampton (NMP) d	1605		1624			1639												1706
Wolverton (WOL) d	1617		1638															1719
Milton Keynes Central (MKC) a	1621		1642			1655			1658						1714			1723
Milton Keynes Central (MKC) d	1622		1642	1647		1655		1655	1700	1703			1712	1715				1724
Bletchley (BLY) d	1627		1647					1700					1717					1729
Leighton Buzzard (LBZ) d	1634		1654					1707					1724					1736
Cheddington (CED) d								1711										
Tring (TRI) d							1657	1717				1727	1734					
Berkhamsted (BKM) d	1646						1702	1723				1732	1738					1748
Hemel Hempstead (HML) d	1651						1707	1727				1737	1743					1753
Apsley (APS) d							1710					1740						
Kings Langley (KGL) d							1714					1743						
Watford Junction (WFJ) a	1658				1700s	1717	1718	1735				1747	1751			1800s	1803	
Watford Junction (WFJ) d	1659					1717	1719	1735			1743	1748	1752					1806
Bushey (BSH) a							1721				1750	1750						
Harrow & Wealdstone (HRW)  a							1727				1750	1756	1800					
Wembley Central (WMB)  a													1805					
Clapham Junction (CLJ)  a													1833					
East Croydon (ECR)  a																		
London Euston (EUS)  a	1723		1726	1720	1717	1733	1741	1801	1736	1739	1805	1811		1752	1759	1816	1832	

Operator Train ID Days of operation/Notes 1st Class/Reservations/Bus Catering facilities	LM 1Y30	VT 1A52 D CP	LM 2J98	LM 1W22	LM 2T50	LM 2K28	VT 9M56 A CP	LM 2T52	SN 2O65	LM 1U38 G	LM 2N94	LM 2Y74	VT 1A55 E CP	LM 1Y32	VT 1A57 D CP	LM 1W24	LM 2T54	LM 2K32
Birmingham New Street (BHM)  d				1633			1710					1714						1733
Birmingham International (BHI)  d				1645			1720					1728						1745
Coventry (COV) d				1703			1731					1747						1803
Rugby (RUG) d				1715						1753		1758						1815
Long Buckby (LBK) d				1726								1808						1825
Northampton (NMP) a				1737								1820						1836
Northampton (NMP) d	1724			1739							1805			1825				1839
Wolverton (WOL) d	1737										1817			1837				
Milton Keynes Central (MKC) a	1741			1753			1758			1814	1821			1841				1853
Milton Keynes Central (MKC) d	1742	1747		1754		1757	1800		1812	1815	1822		1825	1842	1847	1853		1855
Bletchley (BLY) d	1747					1803			1818		1827			1847				1900
Leighton Buzzard (LBZ) d	1755					1810			1825		1834			1854				1908
Cheddington (CED) d						1814												1913
Tring (TRI) d					1759	1821		1825	1835									1859
Berkhamsted (BKM) d					1805	1826		1830	1839		1847							1904
Hemel Hempstead (HML) d					1809	1830		1835	1844		1852							1908
Apsley (APS) d					1813			1838										1912
Kings Langley (KGL) d					1816			1842										1915
Watford Junction (WFJ) a				1815	1821	1837		1846	1851		1859					1915	1920	1936
Watford Junction (WFJ) d			1811	1816	1821	1839		1847	1852		1900					1915	1920	1936
Bushey (BSH) a					1824			1849										1923
Harrow & Wealdstone (HRW)  a			1817		1829			1854	1858									1928
Wembley Central (WMB)  a									1905									
Clapham Junction (CLJ)  a									1934									
East Croydon (ECR)  a																		
London Euston (EUS)  a	1825	1820	1830	1831	1842	1902	1834	1910		1850	1923		1859	1924	1920	1931	1941	1958

NOTES (see introductory pages for explanation of train operator codes and standard symbols)

- a Arrival time
- d Departure time
- s Stops to set down only
- A From Edinburgh, see table 65
- D From Manchester Piccadilly, see table 65
- E From Liverpool Lime Street, see table 65
- F From Lancaster, see table 65
- G From Crewe, see table 67
- K From Blackpool North, see table 65
- M From Holyhead, see table 65

Birmingham, Coventry, Rugby, Northampton and Milton Keynes to London

Mondays to Fridays

Operator Train ID Days of operation/Notes 1st Class/Reservations/Bus Catering facilities	VT 9M84 K 1111 CP	LM 1U40 G 1111 CP	VT 1B80 1111 X	LM 2T56 1111	SN 2O69 1111	LM 2N96 1111	LM 2Y76 1111	SN 2O71 1111	VT 1A61 D 1111 X	LM 1Y34 1111	VT 1A62 D 1111 X	LM 1W26 1111	LM 2T58 1111	LM 2K36 1111	VT 9M86 A 1111 CP	LM 1U42 G 1111	SN 2O73 1111	VT 1B86 1111 CP	
Birmingham New Street (BHM)	d	1810		1830				1814					1833			1910			1930
Birmingham International (BHI)	d	1820		1840				1829					1845			1920			1940
Coventry (COV)	d	1831		1854				1848					1904			1931			1951
Rugby (RUG)	d		1853	1905				1859					1915				1956		2005
Long Buckby (LBK)	d							1909					1925						
Northampton (NMP)	a							1921					1936						
Northampton (NMP)	d					1905				1925		1941							
Wolverton (WOL)	d					1917				1937									
Milton Keynes Central (MKC)	a	1856	1914			1921				1941		1955			1959	2017			
Milton Keynes Central (MKC)	d	1858	1915			1916	1922		1934	1943	1948	1955		1957	2000	2018			
Bletchley (BLY)	d					1921	1927			1948				2002					
Leighton Buzzard (LBZ)	d					1928	1934			1955				2010					
Cheddington (CED)	d													2014					
Tring (TRI)	d				1929	1936							1956	2020					
Berkhamsted (BKM)	d				1934	1941	1946						2001	2025					
Hemel Hempstead (HML)	d				1938	1945	1951						2005	2030					
Apsley (APS)	d				1941								2009						
Kings Langley (KGL)	d				1944								2012						
Watford Junction (WFJ)	a			1942s	1949	1953	1958					2017	2017	2037					2042s
Watford Junction (WFJ)	d				1949	1954	1959		1944			2017	2017	2038				2052	
Bushey (BSH)	a				1952								2020						
Harrow & Wealdstone (HRW)	a				1957	2002			1950				2025					2059	
Wembley Central (WMB)	a					2006			1956									2105	
Clapham Junction (CLJ)	a					2033			2022									2132	
East Croydon (ECR)	a																		
London Euston (EUS)	a	1934	1950	1958	2011		2028			2007	2027	2022	2033	2046	2101	2036	2053		2059








Operator Train ID Days of operation/Notes 1st Class/Reservations/Bus Catering facilities	LM 2N14 1111	VT 1A66 D 1111 X	LM 1Y36 1111	VT 1M17 L 1111 X	VT 1A67 D 1111 CP	LM 2T62 1111	LM 2K40 1111	LM 1W28 1111	VT 9M59 K 1111 X	LM 1U44 G 1111	LM 2K40 1111	SN 2O75 1111	LM 2N98 1111	LM 1Y25 1111	VT 1A71 D 1111 CP	VT 1M18 L 1111 CP	VT 1A72 D 1111 CP	VT 9M60 A 1111 X	
Birmingham New Street (BHM)	d			1913				1939	2010					2014					2110
Birmingham International (BHI)	d			1928				1953	2020					2026					2120
Coventry (COV)	d			1948				2012	2031					2045					2131
Rugby (RUG)	d			1959				2023	2043	2049				2056		2130			
Long Buckby (LBK)	d			2009				2034						2106					
Northampton (NMP)	a			2021				2046						2116					
Northampton (NMP)	d	2006		2027				2048					2113	2118					
Wolverton (WOL)	d	2018		2039									2125	2130					
Milton Keynes Central (MKC)	a	2022		2043				2102	2105	2110			2129	2134		2149			2158
Milton Keynes Central (MKC)	d	2022	2032	2045	2046	2051		2056	2102	2106	2111		2129	2135	2136	2151	2154		2159
Bletchley (BLY)	d	2027		2050				2101					2134	2140					
Leighton Buzzard (LBZ)	d	2034		2057				2108					2141	2147					
Cheddington (CED)	d							2114											
Tring (TRI)	d					2058		2119											
Berkhamsted (BKM)	d	2047				2103		2124					2154						
Hemel Hempstead (HML)	d	2051				2108		2129			2129		2158						
Apsley (APS)	d					2111													
Kings Langley (KGL)	d					2114													
Watford Junction (WFJ)	a	2058				2118			2127s	2132	2136		2205						2214s
Watford Junction (WFJ)	d	2059				2119				2133	2138	2151	2206						
Bushey (BSH)	a					2121													
Harrow & Wealdstone (HRW)	a					2127						2157							
Wembley Central (WMB)	a					2132													
Clapham Junction (CLJ)	a											2231							
East Croydon (ECR)	a																		
London Euston (EUS)	a	2122	2106	2128	2119	2124	2143		2138	2143	2148	2200		2223	2217	2209	2227	2230	2240

NOTES (see introductory pages for explanation of train operator codes and standard symbols)

- a Arrival time
- d Departure time
- s Stops to set down only
- A From Edinburgh, see table 65
- D From Manchester Piccadilly, see table 65
- G From Crewe, see table 67
- K From Blackpool North, see table 65
- L From Glasgow Central, see table 65

Birmingham, Coventry, Rugby, Northampton and Milton Keynes to London

Mondays to Fridays








Operator Train ID Days of operation/Notes 1st Class/Reservations/Bus Catering facilities	SN 2077	LM 1W30	LM 2K44	LM 2Y16	LM 1N80 G	LM 2Y82	VT 1M19 L	VT 1A74 E	VT 1A75 D	VT 1B45 B	SN 2081	LM 2Y18	LM 1N90 G	LM 2Y20	LM 1N92 G	LM 2Y84 N	VT 9M62 A
	□	□	□	□	□	□	□ □	□ □	□ □	□ □	□	□	□	□	□	□	□ □
Birmingham New Street (BHM)  d		2039		2053		2133				2210		2154		2213		2255	2310
Birmingham International (BHI)  d		2053		2106		2143				2220		2206		2232		2307	2321
Coventry (COV) d		2111		2122		2203				2231		2221		2250		2324	2331
Rugby (RUG) d		2124		2133	2200	2213		2231		2245		2233	2242	2301	2306	2334	2344
Long Buckby (LBK) d		2134		2143	2210	2223						2243	2252	2311		2344	
Northampton (NMP) a		2145		2157	2222	2236						2256	2304	2323	2327	2357	0006s
Northampton (NMP) d		2148		2207								2257		2336			
Wolverton (WOL) d				2219								2309		2348			
Milton Keynes Central (MKC) a		2202		2223				2253		2306		2313		2352			0024
Milton Keynes Central (MKC) d		2203	2205	2224			2242	2254	2301	2308		2313		2352			0025
Bletchley (BLY) d			2210	2229								2318		2357			
Leighton Buzzard (LBZ) d			2217	2236								2325		0004			
Cheddington (CED) d			2222									2335		0014			
Tring (TRI) d			2228									2340		0019			
Berkhamsted (BKM) d			2233	2250								2345		0024			
Hemel Hempstead (HML) d			2237	2254								2350		0029			
Apsley (APS) d			2240									2353					
Kings Langley (KGL) d			2243									2356					
Watford Junction (WFJ) a			2248	2301			2310s	2325s	2330s	2337s		0001		0036			0054s
Watford Junction (WFJ) d	2230		2248	2303							2342	0001		0036			
Bushey (BSH) a			2251									0003					
Harrow & Wealdstone (HRW)  a	2236		2256								2348	0008					
Wembley Central (WMB)  a																	
Clapham Junction (CLJ)  a	2312										0017						
East Croydon (ECR)  a																	
London Euston (EUS)  a		2245	2316	2330			2333	2344	2348	0001		0031		0100			0112








NOTES (see introductory pages for explanation of train operator codes and standard symbols)

- a Arrival time
- d Departure time
- s Stops to set down only
- A From Edinburgh, see table 65
- B From Wolverhampton, see table 68
- D From Manchester Piccadilly, see table 65
- E From Liverpool Lime Street, see table 65
- G From Crewe, see table 67
- L From Glasgow Central, see table 65
- N From Rugeley Trent Valley, see table 69

Birmingham, Coventry, Rugby, Northampton and Milton Keynes to London

Saturdays

Operator Train ID Days of operation/Notes 1st Class/Reservations/Bus Catering facilities	LM	LM	VT	LM	LM	SN	LM	LM	SN	LM	LM	LM	LM	LM	VT	VT	VT	LM
	2Y18	2Y20	9M62 A 1R X	2K02	2K04	2O09	2N00	2B02	2O13	2N02	1Y02	2B04	2K06	1Y04	1B02 B 1R CP	1A01 C 1R CP	1B00 B 1R CP	2B06
Birmingham New Street (BHM)  d															0529	0608		0630
Birmingham International (BHI)  d															0542	0618		0641
Coventry (COV) d															0601	0630		0653
Rugby (RUG) d															0612		0651	
Long Buckby (LBK) d															0622			
Northampton (NMP) a															0633			
Northampton (NMP) d							0515			0604	0614				0638			
Wolverton (WOL) d							0527			0616					0650			
Milton Keynes Central (MKC) a			0024				0531			0620	0628				0654	0657	0710	
Milton Keynes Central (MKC) d			0025	0340	0435		0532			0620	0628		0647	0655	0657	0712		
Bletchley (BLY) d				0345	0440		0537	0610		0625		0640	0652	0700				0709
Leighton Buzzard (LBZ) d		0004		0352	0447		0544	0616		0632	0637	0647	0659	0707				0715
Cheddington (CED) d		0014					0551							0704				
Tring (TRI) d		0019		0404	0459		0556	0626		0642		0656	0710					0725
Berkhamsted (BKM) d		0024		0409	0504		0601	0631		0647		0701	0715					0730
Hemel Hempstead (HML) d		0029		0413	0508		0606	0636		0652		0705	0719					0735
Apsley (APS) d							0609	0639				0708						0738
Kings Langley (KGL) d							0612	0642				0712						0741
Watford Junction (WFJ) a		0036	0054s	0420	0515		0616	0646		0659		0716	0726		0717s	0734s	0739s	0745
Watford Junction (WFJ) d	0001	0036		0421	0516	0553	0617	0647	0655	0705		0717	0727					0746
Bushey (BSH) a	0003						0619	0649				0719						0748
Harrow & Wealdstone (HRW)  a	0008			0427	0522	0559	0625	0655	0701			0725						0754
Wembley Central (WMB)  a				0431	0526	0604			0706									
Clapham Junction (CLJ)  a						0633			0734									
East Croydon (ECR)  a						0659			0759									
London Euston (EUS)  a	0031	0100	0112	0445	0540		0640	0716		0722	0707	0741	0750	0737	0733	0751	0755	0810








Operator Train ID Days of operation/Notes 1st Class/Reservations/Bus Catering facilities	SN	LM	LM	LM	VT	LM	VT	LM	LM	LM	LM	VT	LM	VT	VT	LM	SN	LM
	2O19	2N04	2Y50	1U00 D	1A03 C 1R CP	1Y06	1A04 E 1R CP	2T08	2N06	1W02	2N06	1B04 B 1R CP	1U16 D	1A06 C 1R CP	1B05 B 1R CP	2T10	2O23	2N52
Birmingham New Street (BHM)  d			0612							0633		0710			0730			
Birmingham International (BHI)  d			0630							0645		0720			0740			
Coventry (COV) d			0649							0704		0731			0751			
Rugby (RUG) d			0700	0704	0716					0714		0742	0755	0804				
Long Buckby (LBK) d			0710							0724								
Northampton (NMP) a			0722							0736								
Northampton (NMP) d		0705				0722			0730	0737								0805
Wolverton (WOL) d		0717				0734			0742									0817
Milton Keynes Central (MKC) a		0721			0735	0738			0746	0752		0759	0804					0821
Milton Keynes Central (MKC) d	0713	0722			0737	0739	0740		0747	0754		0800	0804				0813	0822
Bletchley (BLY) d	0718	0727				0743			0752								0818	0827
Leighton Buzzard (LBZ) d	0725	0733				0750			0759								0825	0833
Cheddington (CED) d									0803									
Tring (TRI) d	0734							0756	0810							0826	0834	
Berkhamsted (BKM) d	0738	0746						0801	0815							0831	0838	0846
Hemel Hempstead (HML) d	0743	0751						0806	0819			0819				0836	0843	0851
Apsley (APS) d								0809									0839	
Kings Langley (KGL) d								0812									0842	
Watford Junction (WFJ) a	0751	0758						0816		0815	0826				0840s	0847	0852	0858
Watford Junction (WFJ) d	0752	0759						0817		0816	0827					0847	0852	0859
Bushey (BSH) a								0819									0850	
Harrow & Wealdstone (HRW)  a	0759							0825									0855	0859
Wembley Central (WMB)  a	0804							0829										0904
Clapham Junction (CLJ)  a	0834																	0932
East Croydon (ECR)  a	0859																	0959
London Euston (EUS)  a		0818		0759	0809	0821	0813	0842		0836	0846	0834	0840	0844	0857	0910		0922








NOTES (see introductory pages for explanation of train operator codes and standard symbols)

- a Arrival time
- d Departure time
- s Stops to set down only
- A From Edinburgh, see table 65
- B From Wolverhampton, see table 68
- C From Manchester Piccadilly, see table 65
- D From Crewe, see table 67
- E From Lancaster, see table 65

Birmingham, Coventry, Rugby, Northampton and Milton Keynes to London

Saturdays

Operator Train ID Days of operation/Notes 1st Class/Reservations/Bus Catering facilities	LM	LM	VT	LM	LM	VT	LM	VT	VT	LM	SN	LM	LM	LM	LM	LM	VT	LM
	2Y52	1Y10	1A09 C	2T12	1W04	1B06 B	2K10	9A46 D	1B08	2T14	2029	1U18 D	2N60	2Y54	1U20 D	1Y14	1A14 C	1W06
	□	□	□ □	□	□	□ □	□	□ □	□ □	□	□	□	□	□	□	□	□ □	□
Birmingham New Street (BHM)  d	0716				0733	0750		0810	0830									0833
Birmingham International (BHI)  d	0728				0745	0800		0820	0840									0845
Coventry (COV) d	0748				0804	0811		0831	0851									0904
Rugby (RUG) d	0800				0814	0823						0843		0859	0903			0914
Long Buckby (LBK) d	0810				0824									0909				0926
Northampton (NMP) a	0822				0836									0921				0937
Northampton (NMP) d		0825			0841								0905				0925	0938
Wolverton (WOL) d		0837											0917				0937	
Milton Keynes Central (MKC) a		0841			0855			0859				0905	0921		0924	0941		0952
Milton Keynes Central (MKC) d		0842	0847		0855		0856	0900			0912	0914	0922		0925	0942	0947	0953
Bletchley (BLY) d		0847					0901				0917		0927			0947		
Leighton Buzzard (LBZ) d		0854					0908				0924		0934			0954		
Cheddington (CED) d							0913											
Tring (TRI) d				0856			0919			0925	0934							
Berkhamsted (BKM) d				0901			0924			0930	0938		0946					
Hemel Hempstead (HML) d				0906			0928			0935	0943		0951					
Apsley (APS) d				0909						0938								
Kings Langley (KGL) d				0912						0941								
Watford Junction (WFJ) a				0916	0917		0935	0938s	0945	0951		0958						1014
Watford Junction (WFJ) d				0917	0917		0936			0946	0952		0959					1015
Bushey (BSH) a				0919						0948								
Harrow & Wealdstone (HRW)  a				0925						0954	0959							
Wembley Central (WMB)  a				0929							1004							
Clapham Junction (CLJ)  a											1032							
East Croydon (ECR)  a											1059							
London Euston (EUS)  a		0926	0921	0942	0938	0913	0958	0936	0955	1010		0950	1022		1000	1025	1021	1035








Operator Train ID Days of operation/Notes 1st Class/Reservations/Bus Catering facilities	VT	LM	LM	VT	VT	VT	LM	SN	LM	LM	LM	LM	VT	LM	LM	VT	VT	
	1M06 F	2T16	2K12	1B48	1A15 G	1B11 H	2T18	2O31	1U22 D	2N62	2Y56	1Y16	1A19 C	1W08	2T20	2K14	9M48 J	1B14
	□ □	□	□	□ □	□ □	□ □	□	□	□	□	□	□	□ □	□	□	□	□ □	□
Birmingham New Street (BHM)  d				0910		0930					0914			0933			1010	1030
Birmingham International (BHI)  d				0920		0940					0925			0945			1020	1040
Coventry (COV) d				0931		0951					0947			1004			1031	1051
Rugby (RUG) d	0923					1004			0953		0958			1014				1104
Long Buckby (LBK) d											1008			1024				
Northampton (NMP) a											1020			1036				
Northampton (NMP) d										1005		1025		1038				
Wolverton (WOL) d										1017		1037						
Milton Keynes Central (MKC) a				0957					1015	1021		1041		1053			1058	
Milton Keynes Central (MKC) d			0956	0959	1002			1012	1016	1022		1041	1047	1053		1056	1059	
Bletchley (BLY) d			1001					1017		1027		1046				1101		
Leighton Buzzard (LBZ) d			1008					1024		1034		1053				1108		
Cheddington (CED) d			1013													1113		
Tring (TRI) d		0956	1019				1026	1034							1056	1119		
Berkhamsted (BKM) d		1001	1024				1031	1038		1046					1101	1124		
Hemel Hempstead (HML) d		1006	1028				1036	1043		1051					1106	1128		
Apsley (APS) d		1009					1039								1109			
Kings Langley (KGL) d		1012					1042								1112			
Watford Junction (WFJ) a		1016	1035			1041s	1046	1051		1058			1115	1116	1135			1140s
Watford Junction (WFJ) d		1017	1036				1047	1052		1059			1115	1117	1136			
Bushey (BSH) a		1019					1049								1119			
Harrow & Wealdstone (HRW)  a		1025					1055	1059							1125			
Wembley Central (WMB)  a		1029						1104							1129			
Clapham Junction (CLJ)  a								1132										
East Croydon (ECR)  a								1159										
London Euston (EUS)  a	1014	1042	1058	1033	1036	1057	1110		1052	1122		1125	1120	1137	1142	1158	1134	1156








NOTES (see introductory pages for explanation of train operator codes and standard symbols)

- a Arrival time
- d Departure time
- s Stops to set down only
- B From Wolverhampton, see table 68
- C From Manchester Piccadilly, see table 65
- D From Crewe, see table 67
- F From Glasgow Central, see table 65
- G From Holyhead, see table 65
- H From Shrewsbury, see table 64
- J From Preston, see table 65

Birmingham, Coventry, Rugby, Northampton and Milton Keynes to London

Saturdays

Operator Train ID Days of operation/Notes 1st Class/Reservations/Bus Catering facilities	LM	SN	LM	LM	LM	LM	VT	VT	LM	LM	LM	VT	LM	SN	LM	LM	LM	LM
	2T22	2O33	1U24 D	2N64	2Y58	1Y18	1A24 C	1B15	1W10	2T24	2K16	9M50 A	2T26	2O37	1U26 D	2N66	2Y60	1Y20
	□	□	□	□	□	□	□	□	□	□	□	□	□	□	□	□	□	□
Birmingham New Street (BHM)  d					1014			1050	1033			1110						1114
Birmingham International (BHI)  d					1026			1100	1045			1120						1126
Coventry (COV) d					1048			1111	1104			1131						1148
Rugby (RUG) d			1053		1059			1123	1114						1154			1159
Long Buckby (LBK) d					1109				1124									1209
Northampton (NMP) a					1121				1136									1222
Northampton (NMP) d				1105		1125			1138							1205		1225
Wolverton (WOL) d				1117		1137										1217		1237
Milton Keynes Central (MKC) a			1114	1121	1141			1152			1157				1215	1221		1241
Milton Keynes Central (MKC) d		1112	1115	1122	1141	1147		1152		1156	1158		1212	1215	1222			1242
Bletchley (BLY) d		1117		1127	1146					1201			1217		1227			1247
Leighton Buzzard (LBZ) d		1124		1134	1153					1208			1224		1234			1254
Cheddington (CED) d										1213								
Tring (TRI) d	1125	1134								1156	1219		1225	1234				
Berkhamsted (BKM) d	1130	1138		1146						1201	1224		1230	1238		1246		
Hemel Hempstead (HML) d	1135	1143		1151						1206	1228		1235	1243		1251		
Apsley (APS) d										1209			1238					
Kings Langley (KGL) d	1141									1212			1241					
Watford Junction (WFJ) a	1145	1151		1158				1200s	1214	1216	1235		1245	1251		1258		
Watford Junction (WFJ) d	1146	1152		1159					1214	1217	1236		1246	1252		1259		
Bushey (BSH) a										1219			1248					
Harrow & Wealdstone (HRW)  a										1225			1254	1259				
Wembley Central (WMB)  a										1229				1304				
Clapham Junction (CLJ)  a														1332				
East Croydon (ECR)  a														1359				
London Euston (EUS)  a	1210		1150	1222		1224	1220	1215	1235	1242	1258	1233	1310		1251	1322		1325








Operator Train ID Days of operation/Notes 1st Class/Reservations/Bus Catering facilities	VT	VT	LM	LM	LM	VT	LM	SN	LM	VT	LM	LM	VT	VT	LM	LM	LM	
	1A29 C	1B18	1W12	2T28	2K18	9M51 K	2T30	2O41	1U28 D	1A91 E	2N08	2Y62	1Y22	1A34 C	1B21	1W14	2T32	2K20
	□	□	□	□	□	□	□	□	□	□	□	□	□	□	□	□	□	
Birmingham New Street (BHM)  d		1150	1133			1210							1214		1250	1233		
Birmingham International (BHI)  d		1200	1145			1220							1226		1300	1245		
Coventry (COV) d		1211	1204			1231							1248		1311	1304		
Rugby (RUG) d		1223	1214						1253	1257			1259		1323	1314		
Long Buckby (LBK) d			1224										1309			1324		
Northampton (NMP) a			1236										1321			1336		
Northampton (NMP) d			1238										1305		1325			1338
Wolverton (WOL) d													1317		1337			
Milton Keynes Central (MKC) a			1252			1257			1314				1321		1341			1352
Milton Keynes Central (MKC) d	1247		1253			1255	1258		1312	1315			1322		1343	1347		1356
Bletchley (BLY) d						1300			1317				1327		1348			1401
Leighton Buzzard (LBZ) d						1307			1324				1334		1355			1408
Cheddington (CED) d						1312												1413
Tring (TRI) d				1256	1318			1326	1334									1356
Berkhamsted (BKM) d				1301	1323			1331	1338				1346					1401
Hemel Hempstead (HML) d				1306	1327			1336	1343				1351					1406
Apsley (APS) d				1309				1339										1409
Kings Langley (KGL) d				1312				1342										1412
Watford Junction (WFJ) a		1300s	1314	1316	1334			1346	1351				1358			1400s	1414	1416
Watford Junction (WFJ) d			1315	1317	1335			1347	1352				1359				1415	1417
Bushey (BSH) a				1319				1349										1419
Harrow & Wealdstone (HRW)  a				1325				1355	1359									1425
Wembley Central (WMB)  a				1329					1404									1429
Clapham Junction (CLJ)  a									1432									
East Croydon (ECR)  a									1459									
London Euston (EUS)  a	1321	1315	1335	1342	1358	1333	1410		1350	1353	1422		1425	1420	1416	1435	1442	1458








NOTES (see introductory pages for explanation of train operator codes and standard symbols)

- a Arrival time
- d Departure time
- s Stops to set down only
- A From Edinburgh, see table 65
- C From Manchester Piccadilly, see table 65
- D From Crewe, see table 67
- E From Lancaster, see table 65
- K From Blackpool North, see table 65

Birmingham, Coventry, Rugby, Northampton and Milton Keynes to London

Saturdays

Operator Train ID Days of operation/Notes 1st Class/Reservations/Bus Catering facilities	VT 9M52 A ◇ ▬	LM 2T34	SN 2O45	LM 1U30 D ▬	LM 2N10	LM 2Y64	LM 1Y24	VT 1A39 C ▬	VT 1B24	LM 1W16	VT 1M11 F ▬	LM 2T36	LM 2K22	VT 9M53 J ▬	LM 2T38	SN 2O49	LM 1U32 D ▬	LM 2N12
Birmingham New Street (BHM)  d	1310					1314			1350	1333				1410				
Birmingham International (BHI)  d	1320					1326			1400	1345				1420				
Coventry (COV) d	1331					1348			1411	1404				1431				
Rugby (RUG) d				1353		1359			1423	1414	1426						1453	
Long Buckby (LBK) d						1409				1424								
Northampton (NMP) a						1421				1436								
Northampton (NMP) d					1405		1422			1439								1501
Wolverton (WOL) d					1417		1434											1513
Milton Keynes Central (MKC) a	1357			1414	1421		1438			1453				1458			1514	1517
Milton Keynes Central (MKC) d	1359		1412	1415	1422		1439	1450		1454			1456	1459		1512	1515	1522
Bletchley (BLY) d			1417		1427		1444						1501			1517		1527
Leighton Buzzard (LBZ) d			1424		1434		1451						1508			1524		1534
Cheddington (CED) d													1513					
Tring (TRI) d		1425	1434									1456	1519		1525	1534		
Berkhamsted (BKM) d		1430	1438		1446							1501	1524		1530	1538		1546
Hemel Hempstead (HML) d		1435	1443		1451							1506	1528		1535	1543		1551
Apsley (APS) d		1438										1509			1538			
Kings Langley (KGL) d		1441										1512			1541			
Watford Junction (WFJ) a		1445	1451		1458				1500s	1515		1516	1535		1545	1551		1558
Watford Junction (WFJ) d		1446	1452		1459					1516		1517	1536		1546	1552		1559
Bushey (BSH) a		1448										1519			1548			
Harrow & Wealdstone (HRW)  a		1454	1459									1525			1554	1559		
Wembley Central (WMB)  a				1504								1529				1604		
Clapham Junction (CLJ)  a				1532												1632		
East Croydon (ECR)  a				1559												1659		
London Euston (EUS)  a	1433	1510		1450	1522		1523	1526	1516	1536	1519	1542	1600	1534	1610		1550	1623








Operator Train ID Days of operation/Notes 1st Class/Reservations/Bus Catering facilities	LM 2Y66	VT 1A92 E ▬	LM 1Y26	VT 1A44 C ▬	VT 1B27 ▬	LM 1W18	LM 2T40	LM 2K24	VT 9M54 A ◇ ▬	VT 1A45 L ▬	LM 2T42	SN 2O55	LM 1U34 D ▬	LM 2N14	LM 2Y68	LM 1Y28	VT 1A49 C ▬	VT 1B30 ▬
Birmingham New Street (BHM)  d	1414				1450	1433			1510							1514		1550
Birmingham International (BHI)  d	1426				1500	1445			1520							1526		1600
Coventry (COV) d	1448				1511	1504			1531							1548		1611
Rugby (RUG) d	1459	1504			1523	1514							1553		1559			1623
Long Buckby (LBK) d	1509					1524									1609			
Northampton (NMP) a	1521					1536									1621			
Northampton (NMP) d			1524			1538									1605		1625	
Wolverton (WOL) d			1536												1617		1637	
Milton Keynes Central (MKC) a			1540			1552			1558				1614	1621	1641			
Milton Keynes Central (MKC) d			1541	1547		1553		1557	1559	1603		1612	1615	1622	1642	1647		
Bletchley (BLY) d			1547					1602				1617		1627	1647			
Leighton Buzzard (LBZ) d			1554					1609				1624		1634	1654			
Cheddington (CED) d								1614										
Tring (TRI) d							1556	1620			1625	1634						
Berkhamsted (BKM) d							1601	1625			1630	1638		1646				
Hemel Hempstead (HML) d							1606	1629			1635	1643		1651				
Apsley (APS) d							1609				1638							
Kings Langley (KGL) d							1612				1641							
Watford Junction (WFJ) a					1600s	1614	1616	1636			1645	1651		1658				1700s
Watford Junction (WFJ) d						1615	1617	1637			1646	1652		1659				
Bushey (BSH) a							1619				1648							
Harrow & Wealdstone (HRW)  a							1625				1654	1659						
Wembley Central (WMB)  a							1629					1704						
Clapham Junction (CLJ)  a												1732						
East Croydon (ECR)  a												1759						
London Euston (EUS)  a		1558	1625	1621	1615	1635	1642	1700	1633	1637	1710		1650	1722		1725	1721	1716








NOTES (see introductory pages for explanation of train operator codes and standard symbols)

- a Arrival time
- d Departure time
- s Stops to set down only
- A From Edinburgh, see table 65
- C From Manchester Piccadilly, see table 65
- D From Crewe, see table 67
- E From Lancaster, see table 65
- F From Glasgow Central, see table 65
- J From Preston, see table 65
- L From Chester, see table 65

Birmingham, Coventry, Rugby, Northampton and Milton Keynes to London

Saturdays

Operator Train ID Days of operation/Notes 1st Class/Reservations/Bus Catering facilities	LM	LM	LM	VT	LM	SN	LM	LM	LM	LM	VT	VT	LM	LM	LM	VT	LM	SN
	1W20	2T44	2K26	9M55 J CP	2T46	2O61	1U36 D	2N16	2Y70	1Y30	1A54 C CP	1B33 CP	1W22	2T48	2K28	9M56 A CP	2T50	2O65
Birmingham New Street (BHM)  d	1533			1610					1614			1650	1633			1710		
Birmingham International (BHI)  d	1545			1620					1626			1700	1645			1720		
Coventry (COV) d	1604			1631					1648			1711	1704			1731		
Rugby (RUG) d	1614						1653		1659			1723	1714					
Long Buckby (LBK) d	1624								1709				1724					
Northampton (NMP) a	1636								1721				1736					
Northampton (NMP) d	1639							1705		1725			1738					
Wolverton (WOL) d								1717		1737								
Milton Keynes Central (MKC) a	1653			1657			1714	1721		1741			1752			1758		
Milton Keynes Central (MKC) d	1653		1656	1659		1712	1715	1722		1742	1747		1753		1756	1800		1812
Bletchley (BLY) d			1701			1717		1727		1747					1801			1817
Leighton Buzzard (LBZ) d			1708			1724		1734		1754					1808			1824
Cheddington (CED) d			1713												1813			
Tring (TRI) d		1656	1719		1725	1734								1756	1819		1825	1834
Berkhamsted (BKM) d		1701	1724		1730	1738		1746						1801	1824		1830	1838
Hemel Hempstead (HML) d		1706	1728		1735	1743		1751						1805	1828		1835	1843
Apsley (APS) d		1709			1738									1808			1838	
Kings Langley (KGL) d		1712			1741									1812			1841	
Watford Junction (WFJ) a	1715	1716	1735		1745	1751		1758				1800s	1814	1816	1835		1845	1851
Watford Junction (WFJ) d	1715	1717	1736		1746	1752		1759					1815	1817	1836		1846	1851
Bushey (BSH) a		1719			1748									1819			1848	
Harrow & Wealdstone (HRW)  a		1725			1754	1759								1825			1854	1859
Wembley Central (WMB)  a		1729				1804								1829				1903
Clapham Junction (CLJ)  a						1832												1932
East Croydon (ECR)  a						1859												1959
London Euston (EUS)  a	1736	1742	1758	1734	1810		1750	1822		1824	1820	1816	1835	1842	1858	1833	1910	

Operator Train ID Days of operation/Notes 1st Class/Reservations/Bus Catering facilities	LM	LM	LM	VT	LM	LM	VT	VT	LM	SN	LM	VT	LM	SN	LM	LM	VT	LM
	1U38 D	2N18	2Y72	1A93 K CP	1Y32	1W24	1B36 CP	1A59 C CP	2T52	2O71	2K30	9M57 J CP	2T54	2O69	1U40 D	2N20	1B39 CP	2T56
Birmingham New Street (BHM)  d			1714		1733	1750						1810						1850
Birmingham International (BHI)  d			1726		1745	1800						1820						1900
Coventry (COV) d			1748		1804	1811						1831						1911
Rugby (RUG) d	1753		1759	1804	1814	1823									1853			1923
Long Buckby (LBK) d			1809		1824													
Northampton (NMP) a			1821		1837													
Northampton (NMP) d		1804			1828													1904
Wolverton (WOL) d		1816			1840													1916
Milton Keynes Central (MKC) a	1814	1820			1844						1857			1914	1920			
Milton Keynes Central (MKC) d	1815	1822			1844		1848			1856	1859		1913	1915	1921			
Bletchley (BLY) d		1827			1849					1901			1918		1926			
Leighton Buzzard (LBZ) d		1834			1856					1908			1925		1933			
Cheddington (CED) d										1914								
Tring (TRI) d								1856		1919		1925	1934		1942			1957
Berkhamsted (BKM) d		1846						1901		1924		1930	1938		1947			2002
Hemel Hempstead (HML) d		1851						1906		1929		1935	1943		1951			2008
Apsley (APS) d								1909				1938						2011
Kings Langley (KGL) d								1912				1941						2015
Watford Junction (WFJ) a		1858				1900s		1916		1936		1945	1950		1958	2002s		2019
Watford Junction (WFJ) d		1859						1917	1931	1937		1946	1951		1959			2020
Bushey (BSH) a								1919				1948						
Harrow & Wealdstone (HRW)  a								1925	1937			1954	1958					2026
Wembley Central (WMB)  a									1942	1946			2004					2030
Clapham Junction (CLJ)  a									2013				2033					
East Croydon (ECR)  a													2059					
London Euston (EUS)  a	1850	1922		1854	1926		1917	1921	1940		2003	1934	2010		1950	2022	2023	2042

NOTES (see introductory pages for explanation of train operator codes and standard symbols)

- a Arrival time
- d Departure time
- s Stops to set down only
- A From Edinburgh, see table 65
- C From Manchester Piccadilly, see table 65
- D From Crewe, see table 67
- J From Preston, see table 65
- K From Blackpool North, see table 65

Birmingham, Coventry, Rugby, Northampton and Milton Keynes to London

Saturdays

Operator Train ID Days of operation/Notes 1st Class/Reservations/Bus Catering facilities	LM	VT	VT	SN	LM	LM	LM	VT	LM	VT	SN	VT	LM	LM	LM	VT	LM	VT	
	2Y42	1A64 C	9M47 A	2073	2Y22	2N42 D	2Y46	1M17 F	2N88	9M59 E	2075	1A68 C	2Y24	2N44 D	2Y48	1M18 F	2N90	9M60 A	
	□	□ □	□ □	□	□	□	□	□ □	□	□ □	□	□ □	□	□	□	□ □	□	□ □	
Birmingham New Street (BHM)	d	1814		1910	1853		1914			2010			1953		2014			2110	
Birmingham International (BHI)	d	1826		1920	1903		1926			2020			2003		2025			2120	
Coventry (COV)	d	1848		1931	1922		1948			2031			2022		2048			2131	
Rugby (RUG)	d	1859		1943	1932	1951	1959			2043			2032	2047	2058			2144	
Long Buckby (LBK)	d	1909			1942		2009						2042		2108				
Northampton (NMP)	a	1921			1954	2011	2020						2054	2107	2119				
Northampton (NMP)	d	1927			2000		2023		2036				2100		2122		2144		
Wolverton (WOL)	d	1939			2012								2112				2156		
Milton Keynes Central (MKC)	a	1943		2006	2016		2037		2050	2105			2116		2137		2200	2205	
Milton Keynes Central (MKC)	d	1944	1949	2008	2017		2038	2045	2051	2106		2112	2116		2140	2156	2201	2207	
Bletchley (BLY)	d	1949			2022				2056				2121				2205		
Leighton Buzzard (LBZ)	d	1956			2029		2047						2128		2149				
Cheddington (CED)	d	2001					2053								2154				
Tring (TRI)	d	2007								2113					2201				
Berkhamsted (BKM)	d	2012								2118			2142		2206				
Hemel Hempstead (HML)	d	2016					2104		2122				2147		2210				
Apsley (APS)	d						2107								2213				
Kings Langley (KGL)	d						2110								2216				
Watford Junction (WFJ)	a	2023		2034s	2048		2115	2119s	2129	2136s			2154		2221		2231	2235s	
Watford Junction (WFJ)	d	2023			2043	2048		2115	2130		2146		2154		2221		2232		
Bushey (BSH)	a																		
Harrow & Wealdstone (HRW)	a	2030			2049				2136		2152								
Wembley Central (WMB)	a				2054						2157								
Clapham Junction (CLJ)	a				2130						2233								
East Croydon (ECR)	a				2159						2259								
London Euston (EUS)	a	2046	2031	2055		2115		2134	2140	2159	2157		2202	2213		2242	2247	2258	2256








Operator Train ID Days of operation/Notes 1st Class/Reservations/Bus Catering facilities	VT	SN	LM	LM	VT	LM	SN	LM	LM	LM	LM	LM
	1A71 C	2079	1U90 D	2Y26	1B44 B	2Y31	2081	2N92	2Y74	2Y30	LM	LM
	□ □	□	□	□	□ □	□	□	□	□	□	□ □	□
Birmingham New Street (BHM)	d			2053	2130	2114			2155	2210		2245
Birmingham International (BHI)	d			2103	2140	2125			2207	2229		2257
Coventry (COV)	d			2122	2151	2147			2225	2249		2316
Rugby (RUG)	d		2153	2132	2203	2159			2236	2300		2327
Long Buckby (LBK)	d			2142		2209			2246	2310		2337
Northampton (NMP)	a			2154		2220			2303	2321		2355
Northampton (NMP)	d					2205			2240			2330
Wolverton (WOL)	d					2217			2252			2342
Milton Keynes Central (MKC)	a		2216	2221	2224	2238			2256			2346
Milton Keynes Central (MKC)	d	2212		2216	2221	2226	2239		2256			2346
Bletchley (BLY)	d					2226			2301			2351
Leighton Buzzard (LBZ)	d					2233			2308			2358
Cheddington (CED)	d					2238			2313			
Tring (TRI)	d					2244		2301	2320			
Berkhamsted (BKM)	d					2249		2306	2327			
Hemel Hempstead (HML)	d					2254		2310	2332			
Apsley (APS)	d					2257		2313	2335			
Kings Langley (KGL)	d					2300		2317	2338			
Watford Junction (WFJ)	a	2239s			2306	2311s	2321		2342		0019	
Watford Junction (WFJ)	d		2253		2307		2322	2326	2343		0020	0040
Bushey (BSH)	a											
Harrow & Wealdstone (HRW)	a		2259		2313		2328	2332	2349			0100
Wembley Central (WMB)	a		2304					2337				0115
Clapham Junction (CLJ)	a		2334					0004				
East Croydon (ECR)	a											
London Euston (EUS)	a	2301		2304	2331	2334	2347		0007		0040	0145








NOTES (see introductory pages for explanation of train operator codes and standard symbols)

- a Arrival time
- d Departure time
- s Stops to set down only
- A From Edinburgh, see table 65
- B From Wolverhampton, see table 68
- C From Manchester Piccadilly, see table 65
- D From Crewe, see table 67
- E From Lancaster, see table 65
- F From Glasgow Central, see table 65

Birmingham, Coventry, Rugby, Northampton and Milton Keynes to London

Sundays

Operator Train ID Days of operation/Notes 1st Class/Reservations/Bus Catering facilities	LM 2K90	LM 2K92	LM 2K94	LM 2N96	LM 1N48	SN 2O27	LM 2N98	LM 1N50	LM 2N00	VT 1B01 A 1R 1P	SN 2O31	LM 2N02	LM 2Y01	VT 1A01 B 1R 1P	LM 1N52	LM 2N04	VT 1B04 A 1R 1P
Birmingham New Street (BHM)  d										0830			0833				0930
Birmingham International (BHI)  d										0840			0845				0939
Coventry (COV) d										0851			0902				0951
Rugby (RUG) d										0904			0915				1004
Long Buckby (LBK) d													0926				
Northampton (NMP) a													0938				
Northampton (NMP) d		0615			0752	0815		0821	0845	0850			0925			0959	1008
Wolverton (WOL) d		0647			0804	0827		0833	0857	0902			0938			1011	1020
Milton Keynes Central (MKC) a		0700			0808	0831		0837	0901	0906	0936		0941			1015	1025
Milton Keynes Central (MKC) d	0642		0710	0738	0808	0831		0837	0901	0906	0938		0942		1020	1024	1028
Bletchley (BLY) d	0647		0715	0743	0813	0836		0842	0906	0911			0947				1033
Leighton Buzzard (LBZ) d	0653		0722	0750	0820	0843		0849	0913	0918			0954			1033	1040
Cheddington (CED) d			0726		0825					0923							1045
Tring (TRI) d			0736		0834					0932						1043	
Berkhamsted (BKM) d	0709		0741	0805	0839			0904		0936			1009				1054
Hemel Hempstead (HML) d	0714		0745	0810	0844			0909		0940			1014				1059
Apsley (APS) d	0717			0813				0913					1017				
Kings Langley (KGL) d	0720			0816				0916					1020				
Watford Junction (WFJ) a	0724		0752	0820	0851	0906		0921	0936	0948	1007s		1024			1055	1106
Watford Junction (WFJ) d	0725		0753	0821	0851	0908	0917	0922	0938	0949		1017	1025			1055	1106
Bushey (BSH) a				0823				0924					1027				
Harrow & Wealdstone (HRW)  a	0731		0759	0829	0857		0923	0929		0955			1023				1112
Wembley Central (WMB)  a																	
Clapham Junction (CLJ)  a							0957						1057				
East Croydon (ECR)  a																	
London Euston (EUS)  a	0745		0813	0843	0912	0927		0944	0958	1010	1026		1044			1104	1115








Operator Train ID Days of operation/Notes 1st Class/Reservations/Bus Catering facilities	SN 2O35	LM 2Y06	LM 2N06	LM 2Y52 A	VT 1A06 C 1R 1P	VT 1A07 D 1R 1P	LM 1Y50	LM 2N08	VT 1B08 A 1R 1P	LM 2Y08 A	SN 2O39	VT 1A09 B 1R 1P	LM 2K12	LM 1U90 E	LM 2K12	VT 1A10 C 1R 1P	VT 1A12 D 1R 1P	LM 1Y52
Birmingham New Street (BHM)  d		0914		0937			0954		1030	1013								1050
Birmingham International (BHI)  d		0926		0956			1006		1040	1030								1102
Coventry (COV) d		0944		1012			1019		1053	1048								1121
Rugby (RUG) d		0955		1022	1032		1036		1105	1059				1120		1131		1137
Long Buckby (LBK) d		1005		1032			1047			1109				1130				1147
Northampton (NMP) a		1017		1045			1057			1119				1142				1200
Northampton (NMP) d		1030	1038				1106	1112		1127				1144				
Wolverton (WOL) d		1044					1118											
Milton Keynes Central (MKC) a		1048	1053		1106		1122	1126	1137	1142				1158		1206		
Milton Keynes Central (MKC) d		1048	1053		1108	1118	1122	1126	1138	1142		1148	1152	1200		1207	1222	
Bletchley (BLY) d		1053	1058					1131		1147			1157	1206				
Leighton Buzzard (LBZ) d		1100	1105					1138		1154			1203	1213				
Cheddington (CED) d								1143					1209					
Tring (TRI) d								1150					1216					
Berkhamsted (BKM) d		1116	1120					1155		1208			1221					
Hemel Hempstead (HML) d		1120	1124					1200		1212			1225			1225		
Apsley (APS) d			1128										1225			1228		
Kings Langley (KGL) d			1131										1225			1231		
Watford Junction (WFJ) a		1127	1135		1142s		1153	1208	1208s	1219			1232			1236		
Watford Junction (WFJ) d	1122	1128	1135				1154	1209		1220	1223		1232			1236		
Bushey (BSH) a			1139													1239		
Harrow & Wealdstone (HRW)  a		1128	1143				1200	1215		1226	1230					1244		
Wembley Central (WMB)  a																		
Clapham Junction (CLJ)  a	1200										1300							
East Croydon (ECR)  a																		
London Euston (EUS)  a		1147	1159		1203	1209	1218	1229	1225	1240		1229		1250	1259	1243	1256	








NOTES (see introductory pages for explanation of train operator codes and standard symbols)

- a Arrival time
- d Departure time
- s Stops to set down only
- A From Wolverhampton, see table 68
- B From Liverpool Lime Street, see table 65
- C From Preston, see table 65
- D From Manchester Piccadilly, see table 65
- E From Crewe, see table 67

Birmingham, Coventry, Rugby, Northampton and Milton Keynes to London

Sundays

Operator Train ID Days of operation/Notes 1st Class/Reservations/Bus Catering facilities	LM 2B14	VT 1B13 A CP	LM 2Y16	SN 2O43	LM 1Y54	VT 1A17 D CP	LM 1U92 E	VT 1B21	VT 1B18 A CP	LM 2K20	LM 1Y56	LM 1Y58	LM 2Y22	SN 2O47	VT 1A25 D CP	LM 1U30 E	VT 1B29	VT 1B26 A CP
Birmingham New Street (BHM)  d		1130			1113			1230	1210		1153	1213					1330	1310
Birmingham International (BHI)  d		1140			1131			1240	1220		1203	1232					1340	1320
Coventry (COV) d		1151			1146			1251	1231		1225	1245					1351	1331
Rugby (RUG) d		1205			1157		1236	1303			1239	1256				1333	1403	
Long Buckby (LBK) d					1207						1249	1306						
Northampton (NMP) a					1226						1300	1323						
Northampton (NMP) d			1225								1315		1325					
Wolverton (WOL) d			1237								1327		1337					
Milton Keynes Central (MKC) a		1225	1241				1258		1259		1331		1341			1354		1358
Milton Keynes Central (MKC) d		1227	1241			1252	1301		1301	1309	1332		1341		1346	1355		1400
Bletchley (BLY) d	1216		1246							1314	1337		1346					
Leighton Buzzard (LBZ) d	1223		1253							1321	1344		1353					
Cheddington (CED) d	1228									1327								
Tring (TRI) d	1235									1334								
Berkhamsted (BKM) d	1240		1307							1339			1407					
Hemel Hempstead (HML) d	1244		1311							1343			1411					
Apsley (APS) d	1247									1346								
Kings Langley (KGL) d	1250									1349								
Watford Junction (WFJ) a	1255		1318					1340s		1354	1405		1418				1440s	
Watford Junction (WFJ) d	1255		1319	1323						1354	1405		1419	1423				
Bushey (BSH) a	1258									1357								
Harrow & Wealdstone (HRW)  a	1303		1325	1329						1402			1425	1429				
Wembley Central (WMB)  a																		
Clapham Junction (CLJ)  a				1400										1500				
East Croydon (ECR)  a																		
London Euston (EUS)  a	1323	1302	1340			1328	1349	1359	1336	1422	1423		1440		1426	1433	1459	1436








Operator Train ID Days of operation/Notes 1st Class/Reservations/Bus Catering facilities	LM 2K26	LM 1Y60	LM 1Y62	VT 1B32	LM 2Y10	SN 2O51	VT 1A33 D CP	LM 1U32 E	VT 1B37	VT 9A53 F CP	LM 2K32	LM 1Y64	LM 1Y66	LM 2Y12	SN 2O55	VT 1A41 D CP	LM 1U34 E	VT 1B45
Birmingham New Street (BHM)  d		1253	1313	1350					1430	1410		1353	1413					1530
Birmingham International (BHI)  d		1303	1332	1358					1440	1420		1403	1432					1540
Coventry (COV) d		1325	1345	1411					1451	1431		1425	1445					1551
Rugby (RUG) d		1337	1356	1422				1433	1503			1437	1456				1533	1603
Long Buckby (LBK) d		1347	1406									1447	1506					
Northampton (NMP) a		1358	1423									1458	1523					
Northampton (NMP) d		1415			1425							1515		1525				
Wolverton (WOL) d		1427			1437							1527		1537				
Milton Keynes Central (MKC) a		1431			1441			1454		1458		1531		1541			1554	
Milton Keynes Central (MKC) d	1409	1432			1441		1450	1455		1459	1509	1532		1541		1549	1555	
Bletchley (BLY) d	1414	1437			1446						1515	1537		1546				
Leighton Buzzard (LBZ) d	1421	1444			1453						1522	1544		1553				
Cheddington (CED) d	1427										1527							
Tring (TRI) d	1434										1534							
Berkhamsted (BKM) d	1439				1507						1539			1607				
Hemel Hempstead (HML) d	1443				1511						1543			1611				
Apsley (APS) d	1446										1546							
Kings Langley (KGL) d	1449										1549							
Watford Junction (WFJ) a	1454	1505			1518				1540s		1554	1605		1618				1640s
Watford Junction (WFJ) d	1454	1505			1519	1523					1554	1605		1619	1623			
Bushey (BSH) a	1457										1557							
Harrow & Wealdstone (HRW)  a	1502				1525	1529					1602			1625	1629			
Wembley Central (WMB)  a																		
Clapham Junction (CLJ)  a						1601									1700			
East Croydon (ECR)  a																		
London Euston (EUS)  a	1521	1523		1515	1540		1525	1533	1559	1536	1622	1623		1640		1626	1633	1659








NOTES (see introductory pages for explanation of train operator codes and standard symbols)

- a Arrival time
- d Departure time
- s Stops to set down only
- A From Wolverhampton, see table 68
- D From Manchester Piccadilly, see table 65
- E From Crewe, see table 67
- F From Lancaster, see table 65

Birmingham, Coventry, Rugby, Northampton and Milton Keynes to London

Sundays

Operator Train ID Days of operation/Notes 1st Class/Reservations/Bus Catering facilities	VT 9M54 G ◇ ▬	LM 2K38 □	LM 1Y68 □	LM 1Y70 □	LM 2Y14 □	SN 2O59 □	VT 1A49 D ▬	LM 1U36 E □	VT 9M55 C ▬	VT 1A51 H ▬	VT 1B53 J ▬	LM 2K44 □	LM 1Y72 □	LM 1Y74 □	LM 2Y16 □	SN 2O63 □	VT 1A57 D ▬	LM 1U38 E □	
Birmingham New Street (BHM)  d	1510		1453	1513				1610		1630			1553	1613					
Birmingham International (BHI)  d	1520		1503	1532				1620		1640			1603	1632					
Coventry (COV) d	1531		1525	1545				1631		1651			1625	1645					
Rugby (RUG) d			1537	1556			1632			1703			1637	1656					1732
Long Buckby (LBK) d			1547	1606									1647	1706					
Northampton (NMP) a			1558	1623									1658	1723					
Northampton (NMP) d			1615		1625								1715		1725				
Wolverton (WOL) d			1627		1637								1727		1737				
Milton Keynes Central (MKC) a	1558		1631		1641			1653	1658				1731		1741				1753
Milton Keynes Central (MKC) d	1559	1609	1632		1641		1649	1654	1700	1704			1709	1732		1741		1749	1754
Bletchley (BLY) d		1614	1637		1646								1714	1737		1746			
Leighton Buzzard (LBZ) d		1621	1644		1653								1721	1744		1753			
Cheddington (CED) d		1627											1727						
Tring (TRI) d		1634											1733						
Berkhamsted (BKM) d		1639			1707								1738			1807			
Hemel Hempstead (HML) d		1643			1711								1743			1811			
Apsley (APS) d		1646											1746						
Kings Langley (KGL) d		1649											1749						
Watford Junction (WFJ) a		1654	1705		1718						1740s		1754	1805		1818			
Watford Junction (WFJ) d		1654	1705		1719	1723							1754	1805		1819	1823		
Bushey (BSH) a		1657											1757						
Harrow & Wealdstone (HRW)  a		1702			1725	1729							1802			1825	1829		
Wembley Central (WMB)  a																			
Clapham Junction (CLJ)  a						1801											1901		
East Croydon (ECR)  a																			
London Euston (EUS)  a	1636	1722	1723		1740		1727	1732	1735	1740	1759	1822	1823		1840			1827	1832








Operator Train ID Days of operation/Notes 1st Class/Reservations/Bus Catering facilities	VT 1B61 □	VT 9M56 G ◇ ▬	LM 2K50 □	LM 1Y76 □	LM 1Y78 □	LM 2Y18 □	SN 2O67 □	VT 1A65 D ▬	LM 1U40 E □	VT 1B69 □	VT 9M57 C ▬	LM 2K56 □	LM 1Y80 □	LM 2K56 □	LM 2Y20 □	SN 2O71 □	LM 1Y82 □	VT 1A73 D ▬	
Birmingham New Street (BHM)  d	1730	1710		1653	1713					1830	1810		1753						1813
Birmingham International (BHI)  d	1740	1720		1703	1732					1840	1820		1803						1832
Coventry (COV) d	1751	1732		1725	1745					1851	1832		1825						1845
Rugby (RUG) d	1803			1737	1756				1832		1843		1835						1858
Long Buckby (LBK) d				1747	1806								1845						1908
Northampton (NMP) a				1758	1823								1856						1926
Northampton (NMP) d				1815		1825							1856		1925				
Wolverton (WOL) d				1827		1837							1908		1937				
Milton Keynes Central (MKC) a		1758		1831		1841			1853		1902		1912		1941				
Milton Keynes Central (MKC) d		1800	1809	1832		1841		1848	1854		1904	1908	1913		1941				1949
Bletchley (BLY) d			1814	1837		1846						1913	1918		1946				
Leighton Buzzard (LBZ) d			1821	1844		1853						1920	1925		1953				
Cheddington (CED) d			1827									1925							
Tring (TRI) d			1833									1932							
Berkhamsted (BKM) d			1838			1907						1937		↔	2007				
Hemel Hempstead (HML) d			1843			1911						1941		↔	2011				
Apsley (APS) d			1846									1941		↔	1944				
Kings Langley (KGL) d			1850									1947		↔	1947				
Watford Junction (WFJ) a	1840s		1854	1905		1918				1938s			1942	1952	2018				
Watford Junction (WFJ) d			1855	1905		1919	1923						1943	1952	2019	2023			
Bushey (BSH) a			1857											1955					
Harrow & Wealdstone (HRW)  a			1903			1925	1929							2000	2025	2029			
Wembley Central (WMB)  a																			
Clapham Junction (CLJ)  a							2000												
East Croydon (ECR)  a																			
London Euston (EUS)  a	1859	1835	1922	1923		1940		1926	1932	1957	1939		2000	2020	2040				2026








NOTES (see introductory pages for explanation of train operator codes and standard symbols)

- a Arrival time
- d Departure time
- s Stops to set down only
- C From Preston, see table 65
- D From Manchester Piccadilly, see table 65
- E From Crewe, see table 67
- G From Edinburgh, see table 65
- H From Holyhead, see table 65
- J From Shrewsbury, see table 64

Birmingham, Coventry, Rugby, Northampton and Milton Keynes to London

Sundays

Operator Train ID Days of operation/Notes 1st Class/Reservations/Bus Catering facilities	LM 1U42 E □ □	VT 1B77 □ □	VT 9M47 G □ □	LM 2Y22 □ □	SN 2O73 □ □	LM 1Y98 □ □	LM 2Y24 □ □	LM 1N84 □ □	VT 1A80 D □ □	VT 9M59 C □ □	LM 1U94 E □ □	LM 1W60 □ □	LM 2K66 □ □	VT 1B83 □ □	SN 2O77 □ □	VT 1A84 B □ □	LM 2N66 □ □	VT 1M18 K □ □
Birmingham New Street (BHM)  d		1930	1910	1853		1913		1953		2010		2013		2030				
Birmingham International (BHI)  d		1940	1920	1903		1932		2003		2020		2032		2040				
Coventry (COV) d		1951	1931	1921		1945		2021		2031		2045		2052				
Rugby (RUG) d	1932	2003		1934		1956		2032			2044	2055		2105				
Long Buckby (LBK) d				1944		2006		2042										
Northampton (NMP) a				1954		2023		2054				2121						
Northampton (NMP) d				1955			2025											2129
Wolverton (WOL) d				2007			2036											2141
Milton Keynes Central (MKC) a	1953		1958	2011			2040			2059	2106			2126				2145
Milton Keynes Central (MKC) d	1954		2000	2012			2041		2049	2101	2107		2117	2128		2138	2145	2154
Bletchley (BLY) d				2017			2046											2150
Leighton Buzzard (LBZ) d				2024			2053				2116		2126					2157
Cheddington (CED) d				2029									2134					
Tring (TRI) d				2036									2139					
Berkhamsted (BKM) d				2041			2108						2144					2212
Hemel Hempstead (HML) d				2045			2113						2149					2216
Apsley (APS) d							2116											2219
Kings Langley (KGL) d							2119											2222
Watford Junction (WFJ) a		2041s		2052			2124				2139		2156	2203s				2227
Watford Junction (WFJ) d				2053	2117		2124				2139		2156		2218			2227
Bushey (BSH) a													2159					
Harrow & Wealdstone (HRW)  a				2059	2123		2130						2204		2224			2233
Wembley Central (WMB)  a																		
Clapham Junction (CLJ)  a					2156										2257			
East Croydon (ECR)  a																		
London Euston (EUS)  a	2032	2059	2035	2113			2144		2132	2148	2158		2218	2224		2227	2247	2253

Operator Train ID Days of operation/Notes 1st Class/Reservations/Bus Catering facilities	VT 1A85 D □ □	LM 2U46 E □ □	LM 1N88 □ □	VT 1B86 A □ □	SN 2O81 □ □	LM 2Y28 □ □	VT 1A88 D □ □	VT 1A87 B □ □	LM 2N60 □ □	LM 1N90 □ □	LM 2N48 E □ □	VT 1B89 A □ □	LM 2Y30 □ □	LM 2Y55 L □ □	VT 1B90 A □ □
Birmingham New Street (BHM)  d			2050	2130		2113				2153		2230	2210	2248	2300
Birmingham International (BHI)  d			2102	2140		2131				2205		2240	2228	2306	2312
Coventry (COV) d			2120	2151		2144				2226		2251	2247	2317	2323
Rugby (RUG) d		2131	2135	2204		2155		2232		2236	2247	2304	2257	2327	2336
Long Buckby (LBK) d		2141	2145			2205				2246	2257		2307	2337	
Northampton (NMP) a		2153	2203			2217				2304	2312		2318	2351	2356s
Northampton (NMP) d		2155				2225			2301				2326		
Wolverton (WOL) d		2207				2236			2313				2338		
Milton Keynes Central (MKC) a		2211		2235		2240		2304	2316			2336	2342		0015s
Milton Keynes Central (MKC) d	2200	2211		2237		2241	2251	2305	2317			2338	2342		
Bletchley (BLY) d		2216				2245			2322				2347		
Leighton Buzzard (LBZ) d		2223				2252			2329				2354		
Cheddington (CED) d		2232							2337						
Tring (TRI) d		2237							2343						
Berkhamsted (BKM) d		2242				2307			2348			0009			
Hemel Hempstead (HML) d		2247				2312			2353			0014			
Apsley (APS) d						2315						0017			
Kings Langley (KGL) d						2318						0020			
Watford Junction (WFJ) a		2254		2305s		2322	2327s	2334s	2359			0006s	0024		0045s
Watford Junction (WFJ) d		2254			2317	2323			0001				0025		
Bushey (BSH) a		2257							0003						
Harrow & Wealdstone (HRW)  a		2302			2323	2329			0009				0031		
Wembley Central (WMB)  a															
Clapham Junction (CLJ)  a					2357										
East Croydon (ECR)  a															
London Euston (EUS)  a	2257	2317		2323		2343	2347	2353	0025			0028	0045		0103

NOTES (see introductory pages for explanation of train operator codes and standard symbols)

- a Arrival time
- d Departure time
- s Stops to set down only
- A From Wolverhampton, see table 68
- B From Liverpool Lime Street, see table 65
- C From Preston, see table 65
- D From Manchester Piccadilly, see table 65
- E From Crewe, see table 67
- G From Edinburgh, see table 65
- K From Glasgow Central, see table 65
- L From Rugeley Trent Valley, see table 69