

London to Putney, Hounslow, Richmond, Twickenham and Kingston

Mondays to Fridays

Operator Train ID Days of operation/Notes	SW 2Y03 B	SW 2V03	SW 2C05 A	SW 2U05 C	SW 2S05 B	SW 2O03 W	SW 2C07 A	SW 2R03 H	SW 2S07 B	SW 2U07 C	SW 2O05 W	SW 2V05 R	SW 2R05 H	SW 2C09 A	SW 2S09 B	SW 2U09 C	
London Waterloo (WAT)	15 d		0510	0517			0531	0550		0552	0558	0601		0615	0620	0622	0628
Vauxhall (VXH)	d		0514	0521			0535			0556	0602	0605		0619		0626	0632
Queenstown Rd.(Battersea) (QRB)	d		0517	0524			0538			0559	0608	0608		0622		0629	
Clapham Junction (CLJ)	10 d	0506	0520	0527		0532	0541	0558		0602	0611		0625	0628	0632	0638	
Wandsworth Town (WNT)	d	0508	0523			0535	0544			0605	0614		0628		0635		
Putney (PUT)	d	0511	0526			0538	0547			0608	0612	0617		0631		0638	0642
Barnes (BNS)	d	0514	0530			0542	0550			0612	0621		0635		0642		
Barnes Bridge (BNI)	d		0532			0544				0614						0644	
Chiswick (CHK)	d		0535			0547				0617						0647	
Kew Bridge (KWB)	d		0537			0550				0620						0650	
Brentford (BFD)	d		0540			0553				0623						0653	
Syon Lane (SYL)	d		0542			0555				0625						0655	
Isleworth (ISL)	d		0544			0557				0627						0657	
Hounslow (HOU)	d		0547a			0601			0628w	0631		0648	0658w		0701		
Mortlake (MTL)	d	0517					0553				0624		0637				
North Sheen (NSH)	d	0519					0556				0626		0639				
Richmond (RMD)	15 d	0521		0536			0558	0606		0618	0629	0703w	0642	0636			0648
St Margarets (SMG)	d	0524					0601				0632	0700w	0644				
Twickenham (TWI)	d	0526		0540	0554		0604	0610	0617		0626e	0634	0656w	0647	0640		0652
Whitton (WTN)	d	0529			0557				0620		0629		0653	0650			0655
Feltham (FEL)	a	0533		0546	0601	0606		0616		0637	0633			0646	0706	0659	
Ashford (Middlesex) (AFS)	a	0538			0605	0610				0642	0637				0710	0703	
Staines (SNS)	a	0541		0553	0609	0614		0622		0645	0641			0652	0714	0707	
Strawberry Hill (STW)	a						0607					0638					
Teddington (TED)	a						0610					0641					
Hampton Wick (HMW)	a						0614					0645					
Kingston (KNG)	a						0616					0647					

Operator Train ID Days of operation/Notes	SW 2O07 W	SW 2R07 H	SW 2C11 A	SW 2S11 B	SW 2U11 C	SW 2O09 W	SW 2R09 H	SW 2C13 A	SW 2S13 B	SW 2U13 C	SW 2N13 E	SW 2O11 W	SW 2V11 R	SW 2R11 H	SW 2C15 A	SW 2S15 B	
London Waterloo (WAT)	15 d	0631	0645	0650	0652	0658	0701	0715	0720	0722	0728		0731	0741	0745	0750	0752
Vauxhall (VXH)	d	0635	0649		0656	0702	0705	0719		0726	0732		0735	0745	0749		0756
Queenstown Rd.(Battersea) (QRB)	d	0638	0652		0659		0708	0722		0729			0738	0748	0752		0759
Clapham Junction (CLJ)	10 d	0641	0655	0658	0702	0708	0711	0725	0728	0732	0738	0746	0741	0751	0755	0758	0802
Wandsworth Town (WNT)	d	0644	0658		0705		0714	0728		0735			0744	0754	0758		0806
Putney (PUT)	d	0647	0701		0708	0712	0717	0731		0738	0742		0747	0757	0801		0809
Barnes (BNS)	d	0650	0705		0712		0720	0735		0742			0752	0800	0807c		0812
Barnes Bridge (BNI)	d				0714					0744				0802			0814
Chiswick (CHK)	d				0717					0747				0805			0818
Kew Bridge (KWB)	d				0720					0750				0808			0820
Brentford (BFD)	d				0723					0753				0811			0823
Syon Lane (SYL)	d				0725					0755				0813			0825
Isleworth (ISL)	d				0727					0757				0815			0827
Hounslow (HOU)	d		0730w		0731			0758w		0801				0822	0828w		0831
Mortlake (MTL)	d	0653	0707				0723	0737					0755		0810		
North Sheen (NSH)	d	0656	0709				0726	0739					0757		0812		
Richmond (RMD)	15 d	0658	0712	0706		0718	0728	0742	0736		0748	0754	0759	0835w	0814	0806	
St Margarets (SMG)	d	0701	0714				0731	0744					0802		0817		
Twickenham (TWI)	d	0704	0717	0710		0722	0734	0747	0742		0752	0758	0804	0830w	0819	0810	
Whitton (WTN)	d		0720			0725		0750		0755				0826	0822		
Feltham (FEL)	a			0716	0739	0729			0747	0807	0759	0804			0816	0839	
Ashford (Middlesex) (AFS)	a				0743	0733				0813	0804	0808				0843	
Staines (SNS)	a			0722	0747	0737			0754	0816	0807	0812			0822	0847	
Strawberry Hill (STW)	a	0707					0737						0808				
Teddington (TED)	a	0710					0740						0811				
Hampton Wick (HMW)	a	0714					0745						0814				
Kingston (KNG)	a	0716					0747						0816				





For the complete service between Teddington, Kingston and London via Wimbledon see table 161





NOTES (see introductory pages for explanation of train operator codes and standard symbols)

- a Arrival time
- d Departure time
- c Arrives 3 minutes earlier
- e Arrives 5 minutes earlier
- w Time shown is the arrival time after Whitton
- A To Reading, see table 151
- B To Woking or Weybridge via Chertsey, see table 151
- C To Windsor & Eton Riverside, see table 151
- E To Aldershot, see table 151
- H To London Waterloo via Hounslow
- R To London Waterloo via Richmond
- W To London Waterloo via Wimbledon, see table 161

London to Putney, Hounslow, Richmond, Twickenham and Kingston

Mondays to Fridays

Operator Train ID Days of operation/Notes	SW	SW	SW	SW	SW	SW	SW	SW	SW	SW	SW	SW	SW	SW	SW	SW	SW
	2U15 C	2O13 W	2V13 R	2R13 H	2C17 A	2S17 B	2U17 C	2O15 W	2V15 R	2R15 H	2C19 A	2S19 B	2U19 C	2O17 W	2V17 R	2R17 H	
London Waterloo (WAT)  d	0758	0801	0810	0815	0820	0822	0828	0833	0840	0845	0850	0852	0858	0903	0907	0915	
Vauxhall (VXH)  d	0802	0805	0814	0819		0827	0832	0837	0844	0849		0857	0902	0907	0911	0920	
Queenstown Rd.(Battersea) (QRB) d		0808	0817	0822		0831		0840	0847	0852		0900		0910	0914	0923	
Clapham Junction (CLJ)  d	0808	0811	0821	0825	0828	0835	0839	0843	0850	0855	0858	0903	0908	0913	0917	0926	
Wandsworth Town (WNT) d		0814	0823	0828		0838		0846	0853	0858		0906		0916	0920	0928	
Putney (PUT) d	0812	0817	0826	0831		0841	0843	0849	0856	0901		0909	0912	0919	0923	0931	
Barnes (BNS) d		0823c	0830	0836		0843		0853	0859	0905		0912		0922	0929c	0935	
Barnes Bridge (BNI) d			0832			0845			0901			0914			0931		
Chiswick (CHK) d			0834			0847			0904			0917			0934		
Kew Bridge (KWB) d			0837			0851			0906			0920			0936		
Brentford (BFD) d			0840			0854			0909			0923			0939		
Syon Lane (SYL) d			0842			0856			0911			0925			0941		
Isleworth (ISL) d			0844			0858			0913			0927			0943		
Hounslow (HOU) d			0848	0858w		0901			0918	0928w		0931			0949c	0958w	
Mortlake (MTL) d		0825		0839				0855		0907				0924		0937	
North Sheen (NSH) d		0827		0841				0857		0909				0926		0939	
Richmond (RMD)  d	0818	0830	0903w	0843	0836		0849	0900	0934w	0912	0906		0918	0929	1003w	0942	
St Margarets (SMG) d		0832	0900w	0846				0902	0931w	0914				0931	1000w	0944	
Twickenham (TWI) d	0822	0835	0858w	0848	0840		0853	0905	0928w	0917	0910		0922	0934	0957w	0947	
Whitton (WTN) d	0825		0854	0851			0856		0925	0920			0925		0953	0950	
Feltham (FEL) a	0829				0846	0908	0900					0916	0936	0929			
Ashford (Middlesex) (AFS) a	0834					0913	0904					0940	0934				
Staines (SNS) a	0837				0852	0916	0908				0922	0944	0937				
Strawberry Hill (STW) a		0838						0908							0937		
Teddington (TED) a		0841						0911							0940		
Hampton Wick (HMW) a		0844						0914							0944		
Kingston (KNG) a		0846						0916							0946		

Operator Train ID Days of operation/Notes	SW	SW	SW	SW	SW	SW	SW	SW	SW	SW	SW	SW	SW	SW	SW	SW	SW
	2C21 A	2S21 B	2U21 C	2O19 W	2C23 A	2S23 B	2U23 C	2O21 W	2C25 A	2S25 B	2U25 C	2O23 W	2C27 A	2S27 B	2U27 C	2O25 W	
London Waterloo (WAT)  d	0920	0922	0928	0933	0950	0952	0958	1003	1020	1022	1028	1033	1050	1052	1058	1103	
Vauxhall (VXH)  d		0926	0932	0937		0956	1002	1007		1026	1032	1037		1056	1102	1107	
Queenstown Rd.(Battersea) (QRB) d		0929		0940		0959		1010		1029		1040		1059		1110	
Clapham Junction (CLJ)  d	0928	0932	0938	0943	0958	1002	1008	1013	1028	1032	1038	1043	1058	1102	1108	1113	
Wandsworth Town (WNT) d		0935		0946		1005		1016		1035		1046		1105		1116	
Putney (PUT) d		0938	0942	0949		1008	1012	1019		1038	1042	1049		1108	1112	1119	
Barnes (BNS) d		0942		0952		1012		1022		1042		1052		1112		1122	
Barnes Bridge (BNI) d		0944				1014				1044				1114			
Chiswick (CHK) d		0947				1017				1047				1117			
Kew Bridge (KWB) d		0950				1020				1050				1120			
Brentford (BFD) d		0953				1023				1053				1123			
Syon Lane (SYL) d		0955				1025				1055				1125			
Isleworth (ISL) d		0957				1027				1057				1127			
Hounslow (HOU) d		1001				1031				1101				1131			
Mortlake (MTL) d				0954				1024				1054				1124	
North Sheen (NSH) d				0956				1026				1056				1126	
Richmond (RMD)  d	0936		0948	0959	1006		1018	1029	1036		1048	1059	1106		1118	1129	
St Margarets (SMG) d				1001				1031				1101				1131	
Twickenham (TWI) d	0940		0952	1004	1010		1022	1034	1040		1052	1104	1110		1122	1134	
Whitton (WTN) d			0955				1025			1055					1125		
Feltham (FEL) a	0946	1006	0959		1016	1036	1029		1046	1106	1059		1116	1136	1129		
Ashford (Middlesex) (AFS) a		1010	1003			1040	1033			1110	1104			1140	1133		
Staines (SNS) a	0953	1014	1007		1022	1044	1037		1052	1114	1107		1123	1144	1137		
Strawberry Hill (STW) a				1007				1037				1107				1137	
Teddington (TED) a				1010				1040				1110				1140	
Hampton Wick (HMW) a				1014				1044				1114				1144	
Kingston (KNG) a				1016				1046				1116				1146	

NOTES (see introductory pages for explanation of train operator codes and standard symbols)

- a Arrival time
- d Departure time
- c Arrives 3 minutes earlier
- w Time shown is the arrival time after Whitton
- A To Reading, see table 151
- B To Woking or Weybridge via Chertsey, see table 151
- C To Windsor & Eton Riverside, see table 151
- H To London Waterloo via Hounslow
- R To London Waterloo via Richmond
- W To London Waterloo via Wimbledon, see table 161

London to Putney, Hounslow, Richmond, Twickenham and Kingston

Mondays to Fridays

Operator Train ID Days of operation/Notes	SW	SW	SW	SW	SW	SW	SW	SW	SW	SW	SW	SW	SW	SW	SW	SW
	2C29 A	2S29 B	2U29 C	2027 W	2C31 A	2S31 B	2U31 C	2029 W	2C33 A	2S33 B	2U33 C	2031 W	2C35 A	2S35 B	2U35 C	2033 W
London Waterloo (WAT)	1120	1122	1128	1133	1150	1152	1158	1203	1220	1222	1228	1233	1250	1252	1258	1303
Vauxhall (VXH)		1126	1132	1137		1156	1202	1207		1226	1232	1237		1256	1302	1307
Queenstown Rd.(Battersea) (QRB)		1129		1140		1159		1210		1229		1240		1259		1310
Clapham Junction (CLJ)	1128	1132	1138	1143	1158	1202	1208	1213	1228	1232	1238	1243	1258	1302	1308	1313
Wandsworth Town (WNT)		1135		1146		1205		1216		1235		1246		1305		1316
Putney (PUT)		1138	1142	1149		1208	1212	1219		1238	1242	1249		1308	1312	1319
Barnes (BNS)		1142		1152		1212		1222		1242		1252		1312		1322
Barnes Bridge (BNI)		1144				1214				1244				1314		
Chiswick (CHK)		1147				1217				1247				1317		
Kew Bridge (KWB)		1150				1220				1250				1320		
Brentford (BFD)		1153				1223				1253				1323		
Syon Lane (SYL)		1155				1225				1255				1325		
Isleworth (ISL)		1157				1227				1257				1327		
Hounslow (HOU)		1201				1231				1301				1331		
Mortlake (MTL)				1154				1224				1254				1324
North Sheen (NSH)				1156				1226				1256				1326
Richmond (RMD)	1136		1148	1159	1206		1218	1229	1236		1248	1259	1306		1318	1329
St Margarets (SMG)				1201				1231				1301				1331
Twickenham (TWI)	1140		1152	1204	1210		1222	1234	1240		1252	1304	1310		1322	1334
Whitton (WTN)			1155				1225			1255				1325		
Feltham (FEL)	1146	1206	1159		1216	1236	1229		1246	1306	1259		1316	1336	1329	
Ashford (Middlesex) (AFS)		1210	1203			1240	1233			1309	1303			1341	1333	
Staines (SNS)	1152	1214	1207		1222	1244	1237		1252	1314	1307		1322	1344	1337	
Strawberry Hill (STW)				1207				1237				1307				1337
Teddington (TED)				1210				1240				1310				1340
Hampton Wick (HMW)				1214				1244				1314				1344
Kingston (KNG)				1216				1246				1316				1346

Operator Train ID Days of operation/Notes	SW	SW	SW	SW	SW	SW	SW	SW	SW	SW	SW	SW	SW	SW	SW	SW
	2C37 A	2S37 B	2U37 C	2035 W	2C39 A	2S39 B	2U39 C	2037 W	2C41 A	2S41 B	2U41 C	2039 W	2C43 A	2S43 B	2U43 C	2041 W
London Waterloo (WAT)	1320	1322	1328	1333	1350	1352	1358	1403	1420	1422	1428	1433	1450	1452	1458	1501
Vauxhall (VXH)		1326	1332	1337		1356	1402	1407		1426	1432	1437		1456	1502	1505
Queenstown Rd.(Battersea) (QRB)		1329		1340		1359		1410		1429		1440		1459		1508
Clapham Junction (CLJ)	1328	1332	1338	1343	1358	1402	1408	1413	1428	1432	1438	1443	1458	1502	1508	1511
Wandsworth Town (WNT)		1335		1346		1405		1416		1435		1446		1505		1514
Putney (PUT)		1338	1342	1349		1408	1412	1419		1438	1442	1449		1508	1512	1517
Barnes (BNS)		1342		1352		1412		1423		1442		1452		1512		1522
Barnes Bridge (BNI)		1344				1414				1444				1514		
Chiswick (CHK)		1347				1417				1447				1517		
Kew Bridge (KWB)		1350				1420				1450				1520		
Brentford (BFD)		1353				1423				1453				1523		
Syon Lane (SYL)		1355				1425				1455				1525		
Isleworth (ISL)		1357				1427				1457				1527		
Hounslow (HOU)		1401				1431				1501				1531		
Mortlake (MTL)				1354				1425				1454				1524
North Sheen (NSH)				1356				1427				1456				1526
Richmond (RMD)	1336		1348	1359	1406		1418	1430	1436		1448	1459	1506		1518	1529
St Margarets (SMG)				1401				1432				1501				1531
Twickenham (TWI)	1340		1352	1404	1410		1422	1435	1440		1452	1504	1510		1522	1534
Whitton (WTN)			1355				1425			1455				1525		
Feltham (FEL)	1346	1406	1359		1416	1436	1429		1446	1506	1459		1516	1537	1529	
Ashford (Middlesex) (AFS)		1410	1403			1440	1433			1510	1503			1542	1533	
Staines (SNS)	1352	1414	1407		1422	1443	1437		1452	1514	1507		1522	1545	1537	
Strawberry Hill (STW)				1407				1438				1507				1537
Teddington (TED)				1410				1441				1510				1540
Hampton Wick (HMW)				1414				1445				1514				1544
Kingston (KNG)				1416				1447				1516				1546

NOTES (see introductory pages for explanation of train operator codes and standard symbols)

- a Arrival time
- d Departure time
- A To Reading, see table 151
- B To Woking or Weybridge via Chertsey, see table 151
- C To Windsor & Eton Riverside, see table 151
- W To London Waterloo via Wimbledon, see table 161

London to Putney, Hounslow, Richmond, Twickenham and Kingston

Mondays to Fridays

Operator Train ID Days of operation/Notes	SW 2V41 R	SW 2R41 H	SW 2C45 A	SW 2S45 B	SW 2U45 C	SW 2O43 W	SW 2V43 R	SW 2R43 H	SW 2C47 A	SW 2S47 B	SW 2U47 C	SW 2O45 W	SW 2V45 R	SW 2R45 H	SW 2C49 A	SW 2S49 B
London Waterloo (WAT)	1507	1515	1520	1522	1528	1531	1537	1545	1550	1552	1558	1601	1607	1615	1620	1622
Vauxhall (VXH)	1511	1519		1526	1532	1535	1541	1549		1556	1602	1605	1612	1619		1626
Queenstown Rd.(Battersea) (QRB)	1514	1522		1529		1538	1544	1552		1559		1608	1615	1622		1629
Clapham Junction (CLJ)	1517	1525	1528	1532	1538	1541	1547	1555	1558	1602	1608	1611	1618	1625	1628	1632
Wandsworth Town (WNT)	1520	1528		1535		1544	1550	1558		1605		1614	1621	1628		1635
Putney (PUT)	1523	1531		1538	1542	1547	1553	1601		1608	1612	1617	1624	1631		1638
Barnes (BNS)	1527	1535		1542		1552	1557	1605		1612		1622	1627	1635		1642
Barnes Bridge (BNI)	1529			1544			1559			1614			1629			1644
Chiswick (CHK)	1532			1547			1602			1617			1632			1647
Kew Bridge (KWB)	1535			1550			1605			1620			1634			1650
Brentford (BFD)	1538			1553			1608			1623			1637			1653
Syon Lane (SYL)	1540			1555			1610			1625			1639			1655
Isleworth (ISL)	1542			1557			1612			1627			1641			1657
Hounslow (HOU)	1548c	1558w		1601			1618c	1628w		1631			1648f	1658w		1701
Mortlake (MTL)		1537				1554		1607				1624		1637		
North Sheen (NSH)		1539				1556		1609				1626		1639		
Richmond (RMD)	1603w	1542	1536		1548	1559	1633w	1612	1606		1618	1629	1703w	1642	1636	
St Margarets (SMG)	1600w	1544				1601	1630w	1614				1631	1700w	1644		
Twickenham (TWI)	1556w	1547	1540		1552	1604	1626w	1617	1610		1622	1634	1656w	1647	1640	
Whitton (WTN)	1553	1550			1555		1623	1620			1625		1652	1650		
Feltham (FEL)			1546	1607	1559				1616	1638	1629				1646	1708
Ashford (Middlesex) (AFS)				1612	1603					1642	1633					1713
Staines (SNS)			1553	1615	1607				1623	1646	1637				1652	1716
Strawberry Hill (STW)						1607						1637				
Teddington (TED)						1610						1642				
Hampton Wick (HMW)						1614						1646				
Kingston (KNG)						1616						1648				

Operator Train ID Days of operation/Notes	SW 2U49 C	SW 2O47 W	SW 2V47 R	SW 2R47 H	SW 2C51 A	SW 1N93 F	SW 2S51 B	SW 2U51 C	SW 2O49 W	SW 2V49 R	SW 2R49 H	SW 2C53 A	SW 2S53 B	SW 2U53 C	SW 2O51 W	SW 2V51 R
London Waterloo (WAT)	1628	1631	1637	1645	1650	1654	1652	1658	1701	1707	1715	1720	1722	1728	1731	1737
Vauxhall (VXH)	1632	1635	1642	1649		1659	1656	1702	1705	1713	1720		1726	1732	1735	1742
Queenstown Rd.(Battersea) (QRB)		1638	1645	1652			1659		1708	1716	1723		1729	1738	1742	1745
Clapham Junction (CLJ)	1638	1641	1648	1655	1658	1705	1702	1708	1711	1719	1726	1728	1732	1738	1742	1748
Wandsworth Town (WNT)		1644	1650	1658			1705		1714	1721	1728		1735	1744	1751	
Putney (PUT)	1642	1647	1653	1701			1708	1712	1717	1724	1731		1738	1742	1747	1754
Barnes (BNS)		1652	1657	1705			1712		1722	1727	1735		1742	1752	1757	
Barnes Bridge (BNI)			1659				1714			1729			1744			1759
Chiswick (CHK)			1702				1717			1732			1747			1802
Kew Bridge (KWB)			1704				1720			1735			1750			1805
Brentford (BFD)			1707				1723			1738			1753			1808
Syon Lane (SYL)			1709				1725			1740			1756			1810
Isleworth (ISL)			1711				1727			1742			1758			1812
Hounslow (HOU)			1715	1728w		1719	1732			1746	1801w		1802			1816
Mortlake (MTL)		1654		1707					1724		1737				1754	
North Sheen (NSH)		1656		1709					1726		1739				1756	
Richmond (RMD)	1648	1659	1732w	1712	1706			1718	1729	1803w	1742	1737		1748	1759	1833w
St Margarets (SMG)		1701	1729w	1714					1731	1800w	1744			1801	1830w	
Twickenham (TWI)	1652	1704	1726w	1717	1710				1722	1734	1757w	1747	1741	1752	1804	1826w
Whitton (WTN)	1655		1722	1720					1725	1754	1750			1755	1804	1823
Feltham (FEL)	1659				1716	1724	1738	1729				1746	1808	1759		
Ashford (Middlesex) (AFS)	1703						1742	1733					1812	1803		
Staines (SNS)	1707				1722	1731	1747	1737				1753	1816	1807		
Strawberry Hill (STW)		1707							1737						1807	
Teddington (TED)		1712							1742						1812	
Hampton Wick (HMW)		1716							1746						1816	
Kingston (KNG)		1718							1748						1818	

NOTES (see introductory pages for explanation of train operator codes and standard symbols)

- a Arrival time
- d Departure time
- c Arrives 3 minutes earlier
- f Arrives 4 minutes earlier
- w Time shown is the arrival time after Whitton
- A To Reading, see table 151
- B To Woking or Weybridge via Chertsey, see table 151
- C To Windsor & Eton Riverside, see table 151
- F To Farnham, see table 151
- H To London Waterloo via Hounslow
- R To London Waterloo via Richmond
- W To London Waterloo via Wimbledon, see table 161

London to Putney, Hounslow, Richmond, Twickenham and Kingston

Mondays to Fridays

Operator Train ID Days of operation/Notes	SW	SW	SW	SW	SW	SW	SW	SW	SW	SW	SW	SW	SW	SW	SW	SW	SW
	2H93 G	2R51 H	2C55 A	1N95 F	2S55 B	2U55 C	2O53 W	2V53 R	2H95 G	2R53 H	2C57 A	2S57 B	2U57 C	2O55 W	2V55 R	2R55 H	
London Waterloo (WAT)	1743	1745	1750	1754	1752	1758	1801	1807	1812	1815	1820	1822	1828	1831	1837	1845	
Vauxhall (VXH)	1747	1750		1759	1756	1802	1805	1812	1816	1820		1826	1832	1835	1842	1850	
Queenstown Rd.(Battersea) (QRB)		1753			1759	1808	1808	1815		1823		1829		1838	1845	1853	
Clapham Junction (CLJ)	1753	1756	1758	1805	1802	1808	1811	1818	1822	1826	1828	1832	1838	1841	1848	1856	
Wandsworth Town (WNT)		1758			1805	1814	1821		1828		1835		1844	1851	1859		
Putney (PUT)	1757	1801			1808	1812	1817	1824	1826	1831		1838	1842	1847	1854	1902	
Barnes (BNS)		1805			1812	1822	1827		1835		1842		1852	1857	1905		
Barnes Bridge (BNI)					1814			1829				1845			1859		
Chiswick (CHK)					1817			1832				1848			1902		
Kew Bridge (KWB)					1820			1835				1850			1905		
Brentford (BFD)					1823			1838				1854			1908		
Syon Lane (SYL)					1825			1840				1856			1910		
Isleworth (ISL)					1827			1842				1858			1912		
Hounslow (HOU)		1830w		1819	1832			1846		1858w		1902			1916	1928w	
Mortlake (MTL)		1807					1824			1837				1854		1908	
North Sheen (NSH)		1809					1826			1839				1856		1910	
Richmond (RMD)	1803	1812	1807			1818	1829	1903w	1833	1842	1837		1848	1859	1933w	1912	
St Margarets (SMG)		1814					1831	1900w		1844				1901	1930w	1915	
Twickenham (TWI)	1807	1817	1811			1822	1834	1856w	1837	1847	1841		1852	1904	1926w	1917	
Whitton (WTN)		1820	1814			1825		1853		1850			1855		1923	1920	
Feltham (FEL)			1818	1824	1838	1829					1846	1908	1859				
Ashford (Middlesex) (AFS)					1842	1833						1912	1903				
Staines (SNS)			1824	1831	1846	1837					1853	1916	1907				
Strawberry Hill (STW)	1811							1837		1841					1907		
Teddington (TED)								1842							1912		
Hampton Wick (HMW)								1846							1916		
Kingston (KNG)								1848							1918		

Operator Train ID Days of operation/Notes	SW	SW	SW	SW	SW	SW	SW	SW	SW	SW	SW	SW	SW	SW	SW	SW
	2C59 A	2S59 B	2U59 C	2O57 W	2C61 A	2S61 B	2U61 C	2O59 W	2C63 A	2S63 B	2U63 C	2O61 W	2C65 A	2S65 B	2U65 C	2O63 W
London Waterloo (WAT)	1850	1852	1858	1903	1920	1922	1928	1931	1950	1952	1958	2001	2020	2022	2028	2033
Vauxhall (VXH)		1856	1902	1907		1926	1932	1936		1956	2002	2006		2026	2032	2037
Queenstown Rd.(Battersea) (QRB)		1859		1910		1929		1939		1959		2009		2029		2040
Clapham Junction (CLJ)	1859	1904	1908	1913	1928	1932	1938	1942	1959	2002	2008	2013	2028	2032	2038	2043
Wandsworth Town (WNT)		1907		1916		1935		1944		2005		2016		2035		2046
Putney (PUT)		1910	1912	1919		1938	1942	1947		2008	2012	2019		2038	2042	2049
Barnes (BNS)		1912		1922		1942		1952		2012		2022		2042		2052
Barnes Bridge (BNI)		1914				1944				2014				2044		
Chiswick (CHK)		1917				1947				2017				2047		
Kew Bridge (KWB)		1921				1950				2020				2050		
Brentford (BFD)		1923				1953				2023				2053		
Syon Lane (SYL)		1926				1955				2025				2055		
Isleworth (ISL)		1928				1957				2027				2057		
Hounslow (HOU)		1932				2001				2031				2101		
Mortlake (MTL)				1924				1954				2025				2054
North Sheen (NSH)				1926				1956				2027				2056
Richmond (RMD)	1907		1918	1929	1936		1948	1959	2008		2018	2029	2036		2048	2059
St Margarets (SMG)				1931				2001				2032				2101
Twickenham (TWI)	1911		1922	1934	1940			2004	2012			2034	2040		2052	2104
Whitton (WTN)			1925					1955				2025			2055	
Feltham (FEL)	1917	1938	1929		1946	2008	1959		2017	2038	2029		2046	2106	2059	
Ashford (Middlesex) (AFS)		1942	1933			2012	2003			2042	2033			2110	2103	
Staines (SNS)	1923	1946	1937		1952	2016	2007		2024	2046	2037		2052	2114	2107	
Strawberry Hill (STW)				1937				2007				2038				2107
Teddington (TED)				1942				2010				2041				2110
Hampton Wick (HMW)				1946				2014				2044				2114
Kingston (KNG)				1948				2016				2046				2116

NOTES (see introductory pages for explanation of train operator codes and standard symbols)

- a Arrival time
- d Departure time
- w Time shown is the arrival time after Whitton
- A To Reading, see table 151
- B To Woking or Weybridge via Chertsey, see table 151
- C To Windsor & Eton Riverside, see table 151
- F To Farnham, see table 151
- G To Shepperton, see table 161
- H To London Waterloo via Hounslow
- R To London Waterloo via Richmond
- W To London Waterloo via Wimbledon, see table 161

London to Putney, Hounslow, Richmond, Twickenham and Kingston

Mondays to Fridays

Operator Train ID Days of operation/Notes	SW	SW	SW	SW	SW	SW	SW	SW	SW	SW	SW	SW	SW	SW	SW	SW	
	2S67 B	2U67 C	2O65 W	2C69 A	2S69 B	2U69 C	2O67 W	2C71 A	2S71 B	2U71 C	2O69 W	2C73 A	2S73 B	2U73 C	2O71 W	2C75 A	
London Waterloo (WAT)	15 d	2052	2058	2103	2120	2122	2128	2133	2150	2152	2158	2203	2220	2222	2228	2233	2250
Vauxhall (VXH)	d	2056	2102	2107		2127	2132	2137		2156	2202	2207		2226	2232	2237	
Queenstown Rd.(Battersea) (QRB)	d	2059		2110		2130		2140		2159		2210		2229		2240	
Clapham Junction (CLJ)	10 d	2102	2108	2113	2128	2133	2138	2143	2158	2202	2213	2228		2232	2238	2243	2258
Wandsworth Town (WNT)	d	2105		2116		2136		2146		2205		2216		2235		2246	
Putney (PUT)	d	2108	2112	2119		2139	2142	2149		2208	2212	2219		2238	2242	2249	
Barnes (BNS)	d	2112		2122		2142		2152		2212		2222		2242		2252	
Barnes Bridge (BNI)	d	2114				2144				2214				2244			
Chiswick (CHK)	d	2117				2147				2217				2247			
Kew Bridge (KWB)	d	2120				2150				2220				2250			
Brentford (BFD)	d	2123				2153				2223				2253			
Syon Lane (SYL)	d	2125				2155				2225				2255			
Isleworth (ISL)	d	2127				2157				2227				2257			
Hounslow (HOU)	d	2131				2201				2231				2301			
Mortlake (MTL)	d			2124				2154				2224				2254	
North Sheen (NSH)	d			2126				2156				2226				2256	
Richmond (RMD)	d		2118	2129	2136		2148	2159	2206		2218	2229	2236		2248	2259	2306
St Margarets (SMG)	d			2131				2201				2231				2301	
Twickenham (TWI)	d		2122	2134	2140		2152	2204	2210		2222	2234	2240		2252	2304	2310
Whitton (WTN)	d		2125				2155				2225				2255		
Feltham (FEL)	a	2136	2129		2146	2206	2159		2216	2236	2229		2246	2306	2259		2316
Ashford (Middlesex) (AFS)	a	2140	2133			2210	2203			2240	2233			2310	2303		
Staines (SNS)	a	2144	2137		2152	2214	2207		2223	2244	2237		2252	2314	2307		2322
Strawberry Hill (STW)	a			2137				2207				2237				2307	
Teddington (TED)	a			2140				2210				2240				2310	
Hampton Wick (HMW)	a			2144				2214				2244				2314	
Kingston (KNG)	a			2146				2216				2246				2316	

Operator Train ID Days of operation/Notes	SW	SW	SW	SW	SW	SW	SW	SW	SW	SW	SW	SW	SW	SW	SW	
	2S75 B	2U75 C	2O73 W	2C77 A	1S77 B	2U77 C	2O75 FO W	2O75 FX	2S79	2U79 FO C	2U79 FX	2C81 SM A	2V77 SM	2U81 SM	2O79 SM	
London Waterloo (WAT)	15 d	2252	2258	2303	2320	2322	2328	2333	2333	2352	2358	2358	0020	0022	0028	0033
Vauxhall (VXH)	d	2256	2302	2307		2326	2332	2337	2337	2357	0002	0002		0026	0032	0037
Queenstown Rd.(Battersea) (QRB)	d	2259		2310		2329		2340	2340	2359				0029		0041
Clapham Junction (CLJ)	10 d	2302	2308	2313	2328	2332	2338	2343	2343	0003	0009	0009	0028	0032	0038	0046c
Wandsworth Town (WNT)	d	2305		2316		2335		2346	2346	0005				0035		0048
Putney (PUT)	d	2308	2312	2319		2338	2342	2349	2349	0008	0013	0013		0038	0042	0051
Barnes (BNS)	d	2312		2322		2342		2352	2352	0012				0041		0054
Barnes Bridge (BNI)	d	2314				2344				0014				0043		
Chiswick (CHK)	d	2317				2347				0017				0046		
Kew Bridge (KWB)	d	2320				2350				0020				0049		
Brentford (BFD)	d	2323				2353				0023				0052		
Syon Lane (SYL)	d	2325				2355				0025				0054		
Isleworth (ISL)	d	2327				2357				0027				0056		
Hounslow (HOU)	d	2331				0001				0030				0059a		
Mortlake (MTL)	d			2324				2354	2354							0057
North Sheen (NSH)	d			2326				2356	2356							0059
Richmond (RMD)	d		2318	2329	2336		2348	2359	2359		0019	0019	0036		0048	0101
St Margarets (SMG)	d			2331				0001	0001						0104	
Twickenham (TWI)	d		2322	2334	2340		2352	0004	0004		0023	0023	0040		0052	0106
Whitton (WTN)	d		2325				2355				0026	0026			0055	
Feltham (FEL)	a	2336	2329		2346	0006	2359			0037	0030	0030	0046		0059	
Ashford (Middlesex) (AFS)	a	2340	2333			0010	0003			0041	0034	0034			0103	
Staines (SNS)	a	2344	2337		2352	0014	0007			0045	0039	0038	0054		0107	
Strawberry Hill (STW)	a			2337				0008	0009							0110s
Teddington (TED)	a			2340				0011	0012							0113s
Hampton Wick (HMW)	a			2344				0013	0014							0115s
Kingston (KNG)	a			2346				0015	0016							0122

NOTES (see introductory pages for explanation of train operator codes and standard symbols)

- a Arrival time
- d Departure time
- s Stops to set down only
- c Arrives 3 minutes earlier
- A To Reading, see table 151
- B To Woking or Weybridge via Chertsey, see table 151
- C To Windsor & Eton Riverside, see table 151
- W To London Waterloo via Wimbledon, see table 161
- FO Fridays only
- FX Not Fridays
- SM Saturday mornings

London to Putney, Hounslow, Richmond, Twickenham and Kingston

Saturdays

Operator Train ID Days of operation/Notes	SW	SW	SW	SW	SW	SW	SW	SW	SW	SW	SW	SW	SW	SW	SW	SW
	2C05 C	2R02 H	2U05 B	2S05 A	2O03 W	2C07 C	2S07 A	2U07 B	2O05 W	2C09 C	2S09 A	2U09 B	2O07 W	2C11 C	2S11 A	2U11 B
London Waterloo (WAT)	0505				0533	0550	0552	0558	0603	0620	0622	0628	0633	0650	0652	0658
Vauxhall (VXH)	0509				0537		0556	0602	0607		0626	0632	0637		0656	0702
Queenstown Rd.(Battersea) (QRB)	0512				0540		0559		0610		0629		0640		0659	
Clapham Junction (CLJ)	0515			0532	0543	0558	0602	0608	0613	0628	0632	0638	0643	0658	0702	0708
Wandsworth Town (WNT)	0518			0535	0546		0605		0616		0635		0646		0705	
Putney (PUT)	0521			0538	0549		0608	0612	0619		0638	0642	0649		0708	0712
Barnes (BNS)	0524			0542	0552		0612		0622		0642		0652		0712	
Barnes Bridge (BNI)				0544			0614				0644				0714	
Chiswick (CHK)				0547			0617				0647				0717	
Kew Bridge (KWB)				0550			0620				0650				0720	
Brentford (BFD)				0553			0623				0653				0723	
Syon Lane (SYL)				0555			0625				0655				0725	
Isleworth (ISL)				0557			0627				0657				0727	
Hounslow (HOU)		0545w		0601			0631				0701				0731	
Mortlake (MTL)	0526				0554				0624				0654			
North Sheen (NSH)	0528				0556				0626				0656			
Richmond (RMD)	0531				0559	0606		0618	0629	0636		0648	0659	0706		0718
St Margarets (SMG)	0533				0601				0631				0701			
Twickenham (TWI)	0536	0539	0553		0604	0610		0622	0634	0640		0652	0704	0710		0722
Whitton (WTN)	0539	0542	0556					0625				0655				0725
Feltham (FEL)	a 0543		0600	0606		0616	0637	0629		0646	0706	0659		0716	0736	0729
Ashford (Middlesex) (AFS)	a 0547		0604	0610			0642	0633			0710	0703			0740	0733
Staines (SNS)	a 0551		0608	0614			0622	0645	0637		0652	0714	0707		0722	0744
Strawberry Hill (STW)	a				0607				0637					0707		
Teddington (TED)	a				0610				0640					0710		
Hampton Wick (HMW)	a				0614				0644					0714		
Kingston (KNG)	a				0616				0646					0716		

Operator Train ID Days of operation/Notes	SW	SW	SW	SW	SW	SW	SW	SW	SW	SW	SW	SW	SW	SW	SW	SW
	2O09 W	2C13 C	2S13 A	2U13 B	2O11 W	2C15 C	2S15 A	2U15 B	2O13 W	2C17 C	2S17 A	2O15 W	2U17 B	2S19 A	2C19 C	2U19 B
London Waterloo (WAT)	0703	0720	0722	0728	0733	0750	0752	0758	0803	0820	0822	0828		0852	0855	0858
Vauxhall (VXH)	0707		0726	0732	0737		0756	0802	0807		0826	0832		0900e		0902
Queenstown Rd.(Battersea) (QRB)	0710		0729		0740		0759		0810		0829	0835		0903		
Clapham Junction (CLJ)	0713	0728	0732	0738	0743	0758	0802	0808	0813	0828	0832	0838		0906	0903	0908
Wandsworth Town (WNT)	0716		0735		0746		0805		0816		0835	0841		0908		
Putney (PUT)	0719		0738	0742	0749		0808	0812	0819		0838	0844		0911		0912
Barnes (BNS)	0722		0742		0752		0812		0822		0842	0847		0914		
Barnes Bridge (BNI)			0744				0814				0844			0916		
Chiswick (CHK)			0747				0817				0847			0919		
Kew Bridge (KWB)			0750				0820				0850			0922		
Brentford (BFD)			0753				0823				0853			0925		
Syon Lane (SYL)			0755				0825				0855			0927		
Isleworth (ISL)			0757				0827				0857			0929		
Hounslow (HOU)			0801				0831				0901			0932		
Mortlake (MTL)	0724				0754				0824			0849				
North Sheen (NSH)	0726				0756				0826			0851				
Richmond (RMD)	0729	0736		0748	0759	0806		0818	0829	0836		0854			0911	0918
St Margarets (SMG)	0731				0801				0831			0856				
Twickenham (TWI)	0734	0740		0752	0804	0810		0822	0834	0840		0900	0903		0915	0922
Whitton (WTN)				0755				0825					0906			0925
Feltham (FEL)	a	0746	0806	0759		0816	0836	0829		0846	0906		0910	0937	0921	0929
Ashford (Middlesex) (AFS)	a		0810	0803			0840	0833			0910		0914	0942		0933
Staines (SNS)	a	0752	0814	0807		0822	0844	0837		0852	0914		0918	0945	0927	0937
Strawberry Hill (STW)	a 0737				0807				0837			0903				
Teddington (TED)	a 0740				0810				0840			0906				
Hampton Wick (HMW)	a 0744				0814				0844			0914				
Kingston (KNG)	a 0746				0816				0846			0916				

NOTES (see introductory pages for explanation of train operator codes and standard symbols)

- a Arrival time
- d Departure time
- e Arrives 4 minutes earlier
- w Time shown is the arrival time after Whitton
- A To Woking or Weybridge via Chertsey, see table 151
- B To Windsor & Eton Riverside, see table 151
- C To Reading, see table 151
- H To London Waterloo via Hounslow
- W To London Waterloo via Wimbledon, see table 161

London to Putney, Hounslow, Richmond, Twickenham and Kingston

Saturdays

Operator Train ID Days of operation/Notes	SW	SW	SW	SW	SW	SW	SW	SW	SW	SW	SW	SW	SW	SW	SW	SW
	2017 W	2C21 C	2S21 A	2U21 B	2O19 W	2C23 C	2S23 A	2U23 B	2O21 W	2C25 C	2S25 A	2U25 B	2O23 W	2C27 C	2S27 A	2U27 B
London Waterloo (WAT)	0903	0920	0922	0928	0933	0950	0952	0958	1003	1020	1022	1028	1033	1050	1052	1058
Vauxhall (VXH)	0907		0926	0932	0937		0956	1002	1007		1026	1032	1037		1056	1102
Queenstown Rd.(Battersea) (QRB)	0910		0929		0940		0959		1010		1029		1040		1059	
Clapham Junction (CLJ)	0913	0928	0932	0938	0943	0958	1002	1008	1013	1028	1032	1038	1043	1058	1102	1108
Wandsworth Town (WNT)	0916		0935		0946		1005		1016		1035		1046		1105	
Putney (PUT)	0919		0938	0942	0949		1008	1012	1019		1038	1042	1049		1108	1112
Barnes (BNS)	0922		0942		0952		1012		1022		1042		1052		1112	
Barnes Bridge (BNI)			0944				1014				1044				1114	
Chiswick (CHK)			0947				1017				1047				1117	
Kew Bridge (KWB)			0950				1020				1050				1120	
Brentford (BFD)			0953				1023				1053				1123	
Syon Lane (SYL)			0955				1025				1055				1125	
Isleworth (ISL)			0957				1027				1057				1127	
Hounslow (HOU)			1001				1031				1101				1131	
Mortlake (MTL)	0924				0954				1024				1054			
North Sheen (NSH)	0926				0956				1026				1056			
Richmond (RMD)	0929	0936		0948	0959	1006		1018	1029	1036		1048	1059	1106		1118
St Margarets (SMG)	0931				1001				1031				1101			
Twickenham (TWI)	0934	0940		0952	1004	1010		1022	1034	1040		1052	1104	1110		1122
Whitton (WTN)				0955				1025				1055				1125
Feltham (FEL)		0946	1006	0959		1016	1036	1029		1046	1106	1059		1116	1136	1129
Ashford (Middlesex) (AFS)			1010	1003			1040	1033			1110	1103			1140	1133
Staines (SNS)		0952	1014	1007		1022	1044	1037		1052	1114	1107		1122	1144	1137
Strawberry Hill (STW)	0937				1007				1037				1107			
Teddington (TED)	0940				1010				1040				1110			
Hampton Wick (HMW)	0944				1014				1044				1114			
Kingston (KNG)	0946				1016				1046				1116			

Operator Train ID Days of operation/Notes	SW	SW	SW	SW	SW	SW	SW	SW	SW	SW	SW	SW	SW	SW	SW	SW
	2025 W	2C29 C	2S29 A	2U29 B	2O27 W	2C31 C	2S31 A	2U31 B	2O29 W	2C33 C	2S33 A	2U33 B	2O31 W	2C35 C	2S35 A	2U35 B
London Waterloo (WAT)	1103	1120	1122	1128	1133	1150	1152	1158	1203	1220	1222	1228	1231	1250	1252	1258
Vauxhall (VXH)	1107		1126	1132	1137		1156	1202	1207		1226	1232	1235		1256	1302
Queenstown Rd.(Battersea) (QRB)	1110		1129		1140		1159		1210		1229		1238		1259	
Clapham Junction (CLJ)	1113	1128	1132	1138	1143	1158	1202	1208	1213	1228	1232	1238	1243	1258	1302	1308
Wandsworth Town (WNT)	1116		1135		1146		1205		1216		1235		1246		1305	
Putney (PUT)	1119		1138	1142	1149		1208	1212	1219		1238	1242	1249		1308	1312
Barnes (BNS)	1122		1142		1152		1212		1222		1242		1252		1312	
Barnes Bridge (BNI)			1144				1214				1244				1314	
Chiswick (CHK)			1147				1217				1247				1317	
Kew Bridge (KWB)			1150				1220				1250				1320	
Brentford (BFD)			1153				1223				1253				1323	
Syon Lane (SYL)			1155				1225				1255				1325	
Isleworth (ISL)			1157				1227				1257				1327	
Hounslow (HOU)			1201				1231				1301				1331	
Mortlake (MTL)	1124				1154				1224				1254			
North Sheen (NSH)	1126				1156				1226				1256			
Richmond (RMD)	1129	1136		1148	1159	1206		1218	1229	1236		1248	1259	1306		1318
St Margarets (SMG)	1131				1201				1231				1301			
Twickenham (TWI)	1134	1140		1152	1204	1210		1222	1234	1240		1252	1304	1310		1322
Whitton (WTN)				1155				1225				1255				1325
Feltham (FEL)		1146	1206	1159		1216	1236	1229		1246	1306	1259		1316	1336	1329
Ashford (Middlesex) (AFS)			1210	1203			1240	1233			1310	1303			1340	1333
Staines (SNS)		1152	1214	1207		1222	1244	1237		1252	1314	1307		1322	1344	1337
Strawberry Hill (STW)	1137				1207				1237				1307			
Teddington (TED)	1140				1210				1240				1310			
Hampton Wick (HMW)	1144				1214				1244				1314			
Kingston (KNG)	1146				1216				1246				1316			

NOTES (see introductory pages for explanation of train operator codes and standard symbols)

- a Arrival time
- d Departure time
- A To Woking or Weybridge via Chertsey, see table 151
- B To Windsor & Eton Riverside, see table 151
- C To Reading, see table 151
- W To London Waterloo via Wimbledon, see table 161

London to Putney, Hounslow, Richmond, Twickenham and Kingston

Saturdays

Operator Train ID Days of operation/Notes	SW	SW	SW	SW	SW	SW	SW	SW	SW	SW	SW	SW	SW	SW	SW	SW	SW
	2033 W	2C37 C	2S37 A	2U37 B	2O35 W	2C39 C	2S39 A	2U39 B	2O37 W	2C41 C	2S41 A	2U41 B	2O39 W	2C43 C	2S43 A	2U43 B	
London Waterloo (WAT)	1303	1320	1322	1328	1333	1350	1352	1358	1403	1420	1422	1428	1433	1450	1452	1458	
Vauxhall (VXH)	1307		1326	1332	1337		1356	1402	1407		1426	1432	1437		1456	1502	
Queenstown Rd.(Battersea) (QRB)	1310		1329		1340		1359		1410		1429		1440		1459		
Clapham Junction (CLJ)	1313	1328	1332	1338	1343	1358	1402	1408	1413	1428	1432	1438	1443	1458	1502	1508	
Wandsworth Town (WNT)	1316		1335		1346		1405		1416		1435		1446		1505		
Putney (PUT)	1319		1338	1342	1349		1408	1412	1419		1438	1442	1449		1508	1512	
Barnes (BNS)	1322		1342		1352		1412		1422		1442		1452		1512		
Barnes Bridge (BNI)			1344				1414				1444				1514		
Chiswick (CHK)			1347				1417				1447				1517		
Kew Bridge (KWB)			1350				1420				1450				1520		
Brentford (BFD)			1353				1423				1453				1523		
Syon Lane (SYL)			1355				1425				1455				1525		
Isleworth (ISL)			1357				1427				1457				1527		
Hounslow (HOU)			1401				1431				1501				1531		
Mortlake (MTL)	1324				1354				1424				1454				
North Sheen (NSH)	1326				1356				1426				1456				
Richmond (RMD)	1329	1336		1348	1359	1406		1418	1429	1436		1448	1459	1506		1518	
St Margarets (SMG)	1331				1401				1431				1501				
Twickenham (TWI)	1334	1340		1352	1404	1410		1422	1434	1440		1452	1504	1510		1522	
Whitton (WTN)				1355				1425				1455				1525	
Feltham (FEL)		1346	1406	1359		1416	1436	1429		1446	1506	1459		1516	1536	1529	
Ashford (Middlesex) (AFS)			1410	1403			1440	1433			1510	1503			1540	1533	
Staines (SNS)		1352	1414	1407		1422	1444	1437		1452	1514	1507		1522	1544	1537	
Strawberry Hill (STW)	1337				1407				1437				1507				
Teddington (TED)	1340				1410				1440				1510				
Hampton Wick (HMW)	1344				1414				1444				1514				
Kingston (KNG)	1346				1416				1446				1516				

Operator Train ID Days of operation/Notes	SW	SW	SW	SW	SW	SW	SW	SW	SW	SW	SW	SW	SW	SW	SW	SW
	2041 W	2C45 C	2S45 A	2U45 B	2O43 W	2C47 C	2S47 A	2U47 B	2O45 W	2C49 C	2S49 A	2U49 B	2O47 W	2C51 C	2S51 A	2U51 B
London Waterloo (WAT)	1503	1520	1522	1528	1533	1550	1552	1558	1603	1620	1622	1628	1633	1650	1652	1658
Vauxhall (VXH)	1507		1526	1532	1537		1556	1602	1607		1626	1632	1637		1656	1702
Queenstown Rd.(Battersea) (QRB)	1510		1529		1540		1559		1610		1629		1640		1659	
Clapham Junction (CLJ)	1513	1528	1532	1538	1543	1558	1602	1608	1613	1628	1632	1638	1643	1658	1702	1708
Wandsworth Town (WNT)	1516		1535		1546		1605		1616		1635		1646		1705	
Putney (PUT)	1519		1538	1542	1549		1608	1612	1619		1638	1642	1649		1708	1712
Barnes (BNS)	1522		1542		1552		1612		1622		1642		1652		1712	
Barnes Bridge (BNI)			1544				1614				1644				1714	
Chiswick (CHK)			1547				1617				1647				1717	
Kew Bridge (KWB)			1550				1620				1650				1720	
Brentford (BFD)			1553				1623				1653				1723	
Syon Lane (SYL)			1555				1625				1655				1725	
Isleworth (ISL)			1557				1627				1657				1727	
Hounslow (HOU)			1601				1631				1701				1731	
Mortlake (MTL)	1524				1554				1624				1654			
North Sheen (NSH)	1526				1556				1626				1656			
Richmond (RMD)	1529	1536		1548	1559	1606		1618	1629	1636		1648	1659	1706		1718
St Margarets (SMG)	1531				1601				1631				1701			
Twickenham (TWI)	1534	1540		1552	1604	1610		1622	1634	1640		1652	1704	1710		1722
Whitton (WTN)				1555				1625				1655				1725
Feltham (FEL)		1546	1606	1559		1616	1636	1629		1646	1706	1659		1716	1736	1729
Ashford (Middlesex) (AFS)			1610	1603			1640	1633			1710	1703			1740	1733
Staines (SNS)		1552	1614	1607		1622	1644	1637		1652	1714	1707		1722	1744	1737
Strawberry Hill (STW)	1537				1607				1637				1707			
Teddington (TED)	1540				1610				1640				1710			
Hampton Wick (HMW)	1544				1614				1644				1714			
Kingston (KNG)	1546				1616				1646				1716			

NOTES (see introductory pages for explanation of train operator codes and standard symbols)

- a Arrival time
- d Departure time
- A To Woking or Weybridge via Chertsey, see table 151
- B To Windsor & Eton Riverside, see table 151
- C To Reading, see table 151
- W To London Waterloo via Wimbledon, see table 161

London to Putney, Hounslow, Richmond, Twickenham and Kingston

Saturdays

Operator Train ID Days of operation/Notes	SW	SW	SW	SW	SW	SW	SW	SW	SW	SW	SW	SW	SW	SW	SW	SW
	2049 W	2C53 C	2S53 A	2U53 B	2O51 W	2C55 C	2S55 A	2U55 B	2O53 W	2C57 C	2S57 A	2U57 B	2O55 W	2C59 C	2S59 A	2U59 B
London Waterloo (WAT)	1703	1720	1722	1728	1733	1750	1752	1758	1803	1820	1822	1828	1833	1850	1852	1858
Vauxhall (VXH)	1707		1726	1732	1737		1756	1802	1807		1826	1832	1837		1856	1902
Queenstown Rd.(Battersea) (QRB)	1710		1729		1740		1759		1810		1829		1840		1859	
Clapham Junction (CLJ)	1713	1728	1732	1738	1743	1758	1802	1808	1813	1828	1832	1838	1843	1858	1902	1908
Wandsworth Town (WNT)	1716		1735		1746		1805		1816		1835		1846		1905	
Putney (PUT)	1719		1738	1742	1749		1808	1812	1819		1838	1842	1849		1908	1912
Barnes (BNS)	1722		1742		1752		1812		1822		1842		1852		1912	
Barnes Bridge (BNI)			1744				1814				1844				1914	
Chiswick (CHK)			1747				1817				1847				1917	
Kew Bridge (KWB)			1750				1820				1850				1920	
Brentford (BFD)			1753				1823				1853				1923	
Syon Lane (SYL)			1755				1825				1855				1925	
Isleworth (ISL)			1757				1827				1857				1927	
Hounslow (HOU)			1801				1831				1901				1931	
Mortlake (MTL)	1724				1754				1824				1854			
North Sheen (NSH)	1726				1756				1826				1856			
Richmond (RMD)	1729	1736		1748	1759	1806		1818	1829	1836		1848	1859	1906		1918
St Margarets (SMG)	1731				1801				1831				1901			
Twickenham (TWI)	1734	1740		1752	1804	1810		1822	1834	1840		1852	1904	1910		1922
Whitton (WTN)				1755				1825				1855				1925
Feltham (FEL)		1746	1806	1759		1816	1836	1829		1846	1906	1859		1916	1936	1929
Ashford (Middlesex) (AFS)			1810	1803			1840	1833			1910	1903			1940	1933
Staines (SNS)		1752	1814	1807		1822	1844	1837		1852	1914	1907		1922	1944	1937
Strawberry Hill (STW)	1737				1807				1837				1907			
Teddington (TED)	1740				1810				1840				1910			
Hampton Wick (HMW)	1744				1814				1844				1914			
Kingston (KNG)	1746				1816				1846				1916			

Operator Train ID Days of operation/Notes	SW	SW	SW	SW	SW	SW	SW	SW	SW	SW	SW	SW	SW	SW	SW	SW
	2057 W	2C61 C	2S61 A	2U61 B	2O59 W	2C63 C	2S63 A	2U63 B	2O61 W	2C65 C	2S65 A	2U65 B	2O63 W	2C67 C	2S67 A	2U67 B
London Waterloo (WAT)	1903	1920	1922	1928	1933	1950	1952	1958	2003	2020	2022	2028	2033	2050	2052	2058
Vauxhall (VXH)	1907		1926	1932	1937		1956	2002	2007		2026	2032	2037		2056	2102
Queenstown Rd.(Battersea) (QRB)	1910		1929		1940		1959		2010		2029		2040		2059	
Clapham Junction (CLJ)	1913	1928	1932	1938	1944	1958	2002	2009	2013	2028	2032	2038	2043	2058	2102	2108
Wandsworth Town (WNT)	1916		1935		1947		2005		2016		2035		2046		2105	
Putney (PUT)	1919		1938	1942	1950		2008	2013	2019		2038	2042	2049		2108	2112
Barnes (BNS)	1922		1942		1953		2012		2022		2042		2052		2112	
Barnes Bridge (BNI)			1944				2014				2044				2114	
Chiswick (CHK)			1947				2017				2047				2117	
Kew Bridge (KWB)			1950				2020				2050				2120	
Brentford (BFD)			1953				2023				2053				2123	
Syon Lane (SYL)			1955				2025				2055				2125	
Isleworth (ISL)			1957				2027				2057				2127	
Hounslow (HOU)			2001				2031				2101				2131	
Mortlake (MTL)	1924				1955				2024				2054			
North Sheen (NSH)	1926				1957				2026				2056			
Richmond (RMD)	1929	1936		1948	2000	2006		2019	2029	2036		2048	2059	2106		2118
St Margarets (SMG)	1931				2002				2031				2101			
Twickenham (TWI)	1934	1940		1952	2005	2010		2023	2034	2040		2052	2104	2110		2122
Whitton (WTN)				1955				2026				2055			2125	
Feltham (FEL)		1946	2006	1959		2016	2036	2030		2046	2106	2059		2116	2136	2129
Ashford (Middlesex) (AFS)			2010	2003			2040	2034			2110	2103			2140	2133
Staines (SNS)		1952	2014	2007		2022	2044	2038		2052	2114	2107		2122	2144	2137
Strawberry Hill (STW)	1937				2008				2037				2107			
Teddington (TED)	1940				2011				2040				2110			
Hampton Wick (HMW)	1944				2015				2044				2114			
Kingston (KNG)	1946				2017				2046				2116			

NOTES (see introductory pages for explanation of train operator codes and standard symbols)

- a Arrival time
- d Departure time
- A To Woking or Weybridge via Chertsey, see table 151
- B To Windsor & Eton Riverside, see table 151
- C To Reading, see table 151
- W To London Waterloo via Wimbledon, see table 161

London to Putney, Hounslow, Richmond, Twickenham and Kingston

Saturdays

Operator Train ID Days of operation/Notes	SW	SW	SW	SW	SW	SW	SW	SW	SW	SW	SW	SW	SW	SW	SW	SW	
	2065 W	2C69 C	2S69 A	2U69 B	2O67 W	2C71 C	2S71 A	2U71 B	2O69 W	2C73 C	2S73 A	2U73 B	2O71 W	2C75 C	2S75 A	2U75 B	
London Waterloo (WAT)	15 d	2103	2120	2122	2128	2133	2150	2152	2158	2203	2220	2222	2228	2233	2250	2252	2258
Vauxhall (VXH)	⊖ d	2107		2126	2132	2137		2156	2202	2207		2226	2232	2237		2256	2302
Queenstown Rd.(Battersea) (QRB)	d	2110		2129		2140		2159		2210		2229		2240		2259	
Clapham Junction (CLJ)	10 d	2113	2128	2132	2138	2143	2158	2202	2208	2213	2228	2232	2238	2243	2258	2302	2308
Wandsworth Town (WNT)	d	2116		2135		2146		2205		2216		2235		2246		2305	
Putney (PUT)	d	2119		2138	2142	2149		2208	2212	2219		2238	2242	2249		2308	2312
Barnes (BNS)	d	2122		2142		2152		2212		2222		2242		2252		2312	
Barnes Bridge (BNI)	d			2144				2214				2244				2314	
Chiswick (CHK)	d			2147				2217				2247				2317	
Kew Bridge (KWB)	d			2150				2220				2250				2320	
Brentford (BFD)	d			2153				2223				2253				2323	
Syon Lane (SYL)	d			2155				2225				2255				2325	
Isleworth (ISL)	d			2157				2227				2257				2327	
Hounslow (HOU)	d			2201				2231				2301				2331	
Mortlake (MTL)	d	2124				2154				2224				2254			
North Sheen (NSH)	d	2126				2156				2226				2256			
Richmond (RMD)	⊖ d	2129	2136		2148	2159	2206		2218	2229	2236		2248	2259	2306		2318
St Margarets (SMG)	d	2131				2201				2231				2301			
Twickenham (TWI)	d	2134	2140		2152	2204	2210		2222	2234	2240		2252	2304	2310		2322
Whitton (WTN)	d				2155				2225				2255				2325
Feltham (FEL)	a		2146	2206	2159		2216	2236	2229		2246	2306	2259		2316	2336	2329
Ashford (Middlesex) (AFS)	a			2210	2203			2240	2233			2310	2303			2340	2333
Staines (SNS)	a		2152	2214	2207		2222	2244	2237		2252	2314	2307		2322	2344	2337
Strawberry Hill (STW)	a	2137				2207				2237					2307		
Teddington (TED)	a	2140				2210				2240					2310		
Hampton Wick (HMW)	a	2144				2214				2244					2314		
Kingston (KNG)	a	2146				2216				2246					2316		

Operator Train ID Days of operation/Notes	SW	SW	SW	SW	SW	SW	SW	SW	SW	SW	SW	SW	SW	
	2073 W	2C77 C	1S77 A	2U77 B	2O75 W	2C79 C	2S79 A	2U79 B	2O77 W	2C81 C	2V77 A	2U81 B	2O79 W	
London Waterloo (WAT)	15 d	2303	2320	2322	2328	2333	2350	2352	2358	0003	0020	0022	0028	0033
Vauxhall (VXH)	⊖ d	2307		2326	2332	2337		2356	0002	0007		0026	0032	0037
Queenstown Rd.(Battersea) (QRB)	d	2310		2329		2340		2359		0013		0029		0040
Clapham Junction (CLJ)	10 d	2313	2328	2332	2338	2343	2358	0002	0008	0016	0028	0032	0038	0045
Wandsworth Town (WNT)	d	2316		2335		2346		0005		0019		0035		0048
Putney (PUT)	d	2319		2338	2342	2349		0008	0012	0022		0038	0042	0051
Barnes (BNS)	d	2322		2342		2352		0012		0025		0041		0054
Barnes Bridge (BNI)	d			2344				0014				0043		
Chiswick (CHK)	d			2347				0017				0046		
Kew Bridge (KWB)	d			2350				0019				0049		
Brentford (BFD)	d			2353				0022				0052		
Syon Lane (SYL)	d			2355				0024				0054		
Isleworth (ISL)	d			2357				0026				0056		
Hounslow (HOU)	d			0001				0030			0059a			
Mortlake (MTL)	d	2324				2354				0027				0056
North Sheen (NSH)	d	2326				2356				0029				0058
Richmond (RMD)	⊖ d	2329	2336		2348	2359	0006		0018	0032	0036		0048	0101
St Margarets (SMG)	d	2331				0001				0034				0103
Twickenham (TWI)	d	2335	2340		2352	0004	0010		0022	0037	0040		0052	0106
Whitton (WTN)	d				2355				0025				0055	
Feltham (FEL)	a		2346	0006	2359		0016	0035	0029		0046		0059	
Ashford (Middlesex) (AFS)	a			0010	0003			0040	0033				0103	
Staines (SNS)	a		2352	0014	0007		0022	0043	0037		0053		0107	
Strawberry Hill (STW)	a	2337				0009				0042s				0109s
Teddington (TED)	a	2341				0012				0045s				0112s
Hampton Wick (HMW)	a	2344				0014				0048s				0115s
Kingston (KNG)	a	2346				0016				0050				0124

NOTES (see introductory pages for explanation of train operator codes and standard symbols)

- a Arrival time
- d Departure time
- s Stops to set down only
- A To Woking or Weybridge via Chertsey, see table 151
- B To Windsor & Eton Riverside, see table 151
- C To Reading, see table 151
- W To London Waterloo via Wimbledon, see table 161

London to Putney, Hounslow, Richmond, Twickenham and Kingston

Sundays

Operator Train ID Days of operation/Notes	SW	SW	SW	SW	SW	SW	SW	SW	SW	SW	SW	SW	SW	SW	SW	SW	SW
	2U11 C	2C13 B	2O09 W	2C15 B	2U15 C	1S15 A	2C17 B	2O13 W	1U17 C	2C19 B	2U19 C	1S19 A	2C21 B	2O17 W	1U21 C	2C23 B	
London Waterloo (WAT)	15							0817	0824	0839	0844	0849	0909	0917	0924	0939	
Vauxhall (VXH)								0821	0828	0843	0848	0853	0913	0921	0928	0943	
Queenstown Rd.(Battersea) (QRB)								0824			0852	0857		0925			
Clapham Junction (CLJ)	10	0715	0720			0800	0809	0827	0835	0849	0855	0900	0919	0928	0935	0949	
Wandsworth Town (WNT)			0722			0803	0812	0830			0857	0903		0930			
Putney (PUT)		0719	0725			0806	0815	0833	0839	0853	0900	0906	0923	0933	0939	0953	
Barnes (BNS)			0728			0809	0818	0836			0903	0909		0936			
Barnes Bridge (BNI)						0811						0911					
Chiswick (CHK)						0813						0913					
Kew Bridge (KWB)						0816						0916					
Brentford (BFD)						0819						0919					
Syon Lane (SYL)						0821						0921					
Isleworth (ISL)						0823						0923					
Hounslow (HOU)						0826						0926					
Mortlake (MTL)			0731				0820	0838			0906			0939			
North Sheen (NSH)			0733				0822	0840			0908			0941			
Richmond (RMD)	15	0710	0729c	0740c	0759	0812	0825	0843	0846	0859	0910		0929	0943	0946	0959	
St Margarets (SMG)		0712	0742			0814	0827	0845			0913			0946			
Twickenham (TWI)		0715	0733	0745	0803	0817	0830	0848	0851	0903	0915		0933	0948	0951	1003	
Whitton (WTN)		0718				0820	0833		0854		0918			0954			
Feltham (FEL)	a	0722	0738		0808	0824	0832	0837		0858	0909	0922	0932	0939		0958	1009
Ashford (Middlesex) (AFS)	a	0726				0828	0836	0841		0903	0927	0936				1003	
Staines (SNS)	a	0730	0745		0815	0832	0840	0845		0906	0915	0930	0940	0945		1006	1015
Strawberry Hill (STW)	a		0748						0851						0952		
Teddington (TED)	a		0752						0854						0955		
Hampton Wick (HMW)	a		0757						0857						0957		
Kingston (KNG)	a		0759						0859						0959		

Operator Train ID Days of operation/Notes	SW	SW	SW	SW	SW	SW	SW	SW	SW	SW	SW	SW	SW	SW	SW	SW	
	2U23 C	1S23 A	2C25 B	2O21 W	1U25 C	2C27 B	2U27 C	1S27 A	2C29 B	2O25 W	1U29 C	2C31 B	2U31 C	1S31 A	2C33 B	2O29 W	
London Waterloo (WAT)	15	0942	0949	1009	1014	1025	1039	1044	1050	1109	1114	1125	1139	1144	1150	1209	1214
Vauxhall (VXH)		0946	0953	1013	1018	1029	1043	1048	1054	1113	1118	1129	1143	1148	1154	1213	1218
Queenstown Rd.(Battersea) (QRB)		0950	0957		1021			1051	1057		1122		1151	1157			1221
Clapham Junction (CLJ)	10	0954	1000	1019	1024	1035	1049	1054	1100	1119	1125	1135	1149	1154	1200	1219	1224
Wandsworth Town (WNT)		0957	1003		1027			1057	1103		1128		1157	1203			1227
Putney (PUT)		1000	1006	1023	1030	1039	1053	1100	1106	1123	1131	1139	1153	1200	1206	1223	1230
Barnes (BNS)		1003	1009		1033			1103	1109		1134		1203	1209			1233
Barnes Bridge (BNI)			1011						1111						1211		
Chiswick (CHK)			1013						1113						1213		
Kew Bridge (KWB)			1016						1116						1216		
Brentford (BFD)			1019						1119						1219		
Syon Lane (SYL)			1021						1121						1221		
Isleworth (ISL)			1023						1123						1223		
Hounslow (HOU)			1026						1126						1226		
Mortlake (MTL)		1005			1035			1105			1136			1205			1235
North Sheen (NSH)		1007			1037			1107			1138			1207			1237
Richmond (RMD)	15	1010		1029	1040	1045	1059	1110		1129	1141	1145	1159	1210		1229	1240
St Margarets (SMG)		1012			1042			1112			1143			1212			1242
Twickenham (TWI)		1015		1033	1045	1049	1103	1115		1133	1145	1149	1203	1215		1233	1245
Whitton (WTN)		1018				1052		1118				1152		1218			
Feltham (FEL)	a	1022	1032	1038		1056	1108	1122	1132	1138		1156	1208	1222	1232	1238	
Ashford (Middlesex) (AFS)	a	1026	1036			1100		1126	1136			1200		1226	1236		
Staines (SNS)	a	1030	1040	1045		1104	1115	1130	1140	1145		1204	1215	1230	1240	1245	
Strawberry Hill (STW)	a				1048						1149						1248
Teddington (TED)	a				1052						1153						1253
Hampton Wick (HMW)	a				1057						1157						1257
Kingston (KNG)	a				1059						1159						1259

NOTES (see introductory pages for explanation of train operator codes and standard symbols)

- a Arrival time
- d Departure time
- c Arrives 5 minutes earlier
- A To Woking, see table 151
- B To Reading, see table 151
- C To Windsor & Eton Riverside, see table 151
- W To London Waterloo via Wimbledon, see table 161

London to Putney, Hounslow, Richmond, Twickenham and Kingston

Sundays

Operator	Train ID	SW 1U33	SW 2C35	SW 2U35	SW 1S35	SW 2C37	SW 2O33	SW 1U37	SW 2C39	SW 2U39	SW 1S39	SW 2C41	SW 2O37	SW 2V35	SW 1U41	SW 2C43	SW 2V35
Days of operation/Notes		C	B	C	A	B	W	C	B	C	A	B	W	K	C	B	H
London Waterloo (WAT)	15 d	1225	1239	1244	1250	1309	1314	1325	1339	1344	1350	1409	1414	1420	1425	1439	
Vauxhall (VXH)	d	1229	1243	1248	1254	1313	1318	1329	1343	1348	1354	1413	1418	1424	1429	1443	
Queenstown Rd.(Battersea) (QRB)	d			1251	1257		1321			1351	1357		1421	1427			
Clapham Junction (CLJ)	10 d	1235	1249	1254	1300	1319	1324	1335	1349	1354	1400	1419	1424	1430	1435	1449	
Wandsworth Town (WNT)	d			1257	1303		1327			1357	1403		1427	1433			
Putney (PUT)	d	1239	1253	1300	1306	1323	1330	1339	1353	1400	1406	1423	1430	1436	1439	1453	
Barnes (BNS)	d			1303	1309		1333			1403	1409		1433	1439			
Barnes Bridge (BNI)	d				1311						1411			1441			
Chiswick (CHK)	d				1313						1413			1444			
Kew Bridge (KWB)	d				1316						1416			1446			
Brentford (BFD)	d				1319						1419			1449			
Syon Lane (SYL)	d				1321						1421			1451			
Isleworth (ISL)	d				1323						1423			1453			
Hounslow (HOU)	d				1326						1426			1457			
Mortlake (MTL)	d			1305			1335			1405			1435				
North Sheen (NSH)	d			1307			1337			1407			1437				
Richmond (RMD)	d	1245	1259	1310		1329	1340	1345	1359	1410		1429	1440		1445	1459	
St Margarets (SMG)	d			1312			1342			1412			1442				←
Twickenham (TWI)	d	1249	1303	1315		1333	1345	1349	1403	1415		1433	1445	1504a	1449	1503	1511e
Whitton (WTN)	d	1252		1318				1352		1418				1501f	1452		
Feltham (FEL)	a	1256	1308	1322	1332	1338		1356	1408	1422	1432	1438		→	1456	1508	
Ashford (Middlesex) (AFS)	a	1300		1326	1336			1400		1426	1436				1501		
Staines (SNS)	a	1304	1315	1330	1340	1345		1404	1415	1430	1440	1445			1504	1515	
Strawberry Hill (STW)	a						1348						1448				1514
Teddington (TED)	a						1352						1452				1517
Hampton Wick (HMW)	a						1357						1457				1520
Kingston (KNG)	a						1359						1459				1522

Operator	Train ID	SW 2U43	SW 1S43	SW 2C45	SW 2O41	SW 2V39	SW 1U45	SW 2C47	SW 2V39	SW 2U47	SW 1S47	SW 2C49	SW 2O45	SW 2V43	SW 1U49	SW 2C51	SW 2V43
Days of operation/Notes		C	A	B	W	K	C	B	H	C	A	B	W	K	C	B	H
London Waterloo (WAT)	15 d	1444	1450	1509	1514	1520	1525	1539		1544	1550	1609	1614	1620	1625	1639	
Vauxhall (VXH)	d	1448	1454	1513	1518	1524	1529	1543		1548	1554	1613	1618	1624	1629	1643	
Queenstown Rd.(Battersea) (QRB)	d	1451	1457		1521	1527				1551	1557		1621	1627			
Clapham Junction (CLJ)	10 d	1454	1500	1519	1524	1530	1535	1549		1554	1600	1619	1624	1630	1635	1649	
Wandsworth Town (WNT)	d	1457	1503		1527	1533				1557	1603		1627	1633			
Putney (PUT)	d	1500	1506	1523	1530	1536	1539	1553		1600	1606	1623	1630	1636	1639	1653	
Barnes (BNS)	d	1503	1509		1533	1539				1603	1609		1633	1639			
Barnes Bridge (BNI)	d		1511			1541					1611			1641			
Chiswick (CHK)	d		1513			1544					1613			1644			
Kew Bridge (KWB)	d		1516			1546					1616			1646			
Brentford (BFD)	d		1519			1549					1619			1649			
Syon Lane (SYL)	d					1551					1621			1651			
Isleworth (ISL)	d					1553					1623			1653			
Hounslow (HOU)	d			1526		1557					1626			1657			
Mortlake (MTL)	d	1505			1535					1605			1635				
North Sheen (NSH)	d	1507			1537					1607			1637				
Richmond (RMD)	d	1510		1529	1540		1545	1559		1610		1629	1640		1645	1659	
St Margarets (SMG)	d	1512			1542				←	1612			1642				←
Twickenham (TWI)	d	1515		1533	1545	1604a	1549	1603	1611e	1615		1633	1645	1704a	1649	1703	1711e
Whitton (WTN)	d	1518				1601f	1552			1618			1645	1701f	1652		
Feltham (FEL)	a	1522	1532	1538		→	1556	1608		1622	1632	1638		→	1656	1708	
Ashford (Middlesex) (AFS)	a	1526	1536				1601			1626	1636				1701		
Staines (SNS)	a	1530	1540	1545			1604	1615		1630	1640	1645			1704	1715	
Strawberry Hill (STW)	a				1548				1614				1648				1714
Teddington (TED)	a				1552				1617				1652				1717
Hampton Wick (HMW)	a				1557				1620				1657				1720
Kingston (KNG)	a				1559				1622				1659				1722

NOTES (see introductory pages for explanation of train operator codes and standard symbols)

- a Arrival time
- d Departure time
- e Via Whitton. Arrives 7 minutes earlier
- f Calls at Whitton before Twickenham
- A To Woking, see table 151
- B To Reading, see table 151
- C To Windsor & Eton Riverside, see table 151
- H From London Waterloo via Hounslow
- K To Kingston
- W To London Waterloo via Wimbledon, see table 161

London to Putney, Hounslow, Richmond, Twickenham and Kingston

Sundays

Operator		SW	SW	SW	SW	SW	SW	SW	SW	SW	SW	SW	SW	SW	SW	SW	SW
Train ID		2U51	1S51	2C53	2O49	2V47	1U53	2C55	2V47	2U55	1S55	2C57	2O53	2V51	1U57	2C59	2V51
Days of operation/Notes		C	A	B	W	K	C	B	H	C	A	B	W	K	C	B	H
London Waterloo (WAT)	15 d	1644	1650	1709	1714	1720	1725	1739		1744	1750	1809	1814	1820	1825	1839	
Vauxhall (VXH)	d	1648	1654	1713	1718	1724	1729	1743		1748	1754	1813	1818	1824	1829	1843	
Queenstown Rd.(Battersea) (QRB)	d	1651	1657		1721	1727				1751	1757		1821	1827			
Clapham Junction (CLJ)	10 d	1654	1700	1719	1724	1730	1735	1749		1754	1800	1819	1824	1830	1835	1849	
Wandsworth Town (WNT)	d	1657	1703		1727	1733				1757	1803		1827	1833			
Putney (PUT)	d	1700	1706	1723	1730	1736	1739	1753		1800	1806	1823	1830	1836	1839	1853	
Barnes (BNS)	d	1703	1709		1733	1739				1803	1809		1833	1839			
Barnes Bridge (BNI)	d		1711			1741					1811			1841			
Chiswick (CHK)	d		1713			1744					1813			1844			
Kew Bridge (KWB)	d		1716			1746					1816			1846			
Brentford (BFD)	d		1719			1749					1819			1849			
Syon Lane (SYL)	d		1721			1751					1821			1851			
Isleworth (ISL)	d		1723			1753					1823			1853			
Hounslow (HOU)	d		1726			1757					1826			1857			
Mortlake (MTL)	d	1705			1735					1805			1835				
North Sheen (NSH)	d	1707			1737					1807			1837				
Richmond (RMD)	d	1710		1729	1740		1745	1759		1810		1829	1840		1845	1859	
St Margarets (SMG)	d	1712			1742					1812			1842				
Twickenham (TWI)	d	1715		1733	1745	1804a	1749	1803	1811e	1815		1833	1845	1904a	1849	1903	1911e
Whitton (WTN)	d	1718				1801f	1752			1818				1901f	1852		
Feltham (FEL)	a	1722	1732	1738			1756	1808		1822	1832	1838			1856	1908	
Ashford (Middlesex) (AFS)	a	1726	1736				1801			1826	1836				1901		
Staines (SNS)	a	1730	1740	1745			1804	1815		1830	1840	1845			1904	1915	
Strawberry Hill (STW)	a				1748				1814				1848				1914
Teddington (TED)	a				1752				1817				1852				1917
Hampton Wick (HMW)	a				1757				1820				1857				1920
Kingston (KNG)	a				1759				1822				1859				1922

Operator		SW	SW	SW	SW	SW	SW	SW	SW	SW	SW	SW	SW	SW	SW	SW	SW
Train ID		2U59	1S59	2C61	2O57	2V55	1U61	2C63	2V55	2U63	1S63	2C65	2O61	2V59	1U65	2C67	2V59
Days of operation/Notes		C	A	B	W	K	C	B	H	C	A	B	W	K	C	B	H
London Waterloo (WAT)	15 d	1844	1850	1909	1914	1920	1925	1939		1944	1950	2009	2014	2020	2025	2039	
Vauxhall (VXH)	d	1848	1854	1913	1918	1924	1929	1943		1948	1954	2013	2018	2024	2029	2043	
Queenstown Rd.(Battersea) (QRB)	d	1851	1857		1921	1927				1951	1957		2021	2027			
Clapham Junction (CLJ)	10 d	1854	1900	1919	1924	1930	1935	1949		1954	2000	2019	2024	2030	2035	2049	
Wandsworth Town (WNT)	d	1857	1903		1927	1933				1957	2003		2027	2033			
Putney (PUT)	d	1900	1906	1923	1930	1936	1939	1953		2000	2006	2023	2030	2036	2039	2053	
Barnes (BNS)	d	1903	1909		1933	1939				2003	2009		2033	2039			
Barnes Bridge (BNI)	d		1911			1941					2011			2041			
Chiswick (CHK)	d		1913			1944					2013			2044			
Kew Bridge (KWB)	d		1916			1946					2016			2046			
Brentford (BFD)	d		1919			1949					2019			2049			
Syon Lane (SYL)	d		1921			1951					2021			2051			
Isleworth (ISL)	d		1923			1953					2023			2053			
Hounslow (HOU)	d		1926			1957					2026			2057			
Mortlake (MTL)	d	1905			1935					2005			2035				
North Sheen (NSH)	d	1907			1937					2007			2037				
Richmond (RMD)	d	1910		1929	1940		1945	1959		2010		2029	2040		2045	2059	
St Margarets (SMG)	d	1912			1942					2012			2042				
Twickenham (TWI)	d	1915		1933	1945	2004a	1949	2003	2011e	2015		2033	2045	2104a	2049	2103	2111e
Whitton (WTN)	d	1918				2001f	1952			2018				2101f	2052		
Feltham (FEL)	a	1922	1932	1938			1956	2008		2022	2032	2038			2056	2108	
Ashford (Middlesex) (AFS)	a	1926	1936				2001			2026	2036				2101		
Staines (SNS)	a	1930	1939	1945			2004	2015		2030	2040	2045			2104	2115	
Strawberry Hill (STW)	a				1948				2014				2048				2114
Teddington (TED)	a				1952				2017				2052				2117
Hampton Wick (HMW)	a				1957				2020				2057				2120
Kingston (KNG)	a				1959				2022				2059				2122

NOTES (see introductory pages for explanation of train operator codes and standard symbols)

- a Arrival time
- d Departure time
- e Via Whitton. Arrives 7 minutes earlier
- f Calls at Whitton before Twickenham
- A To Woking, see table 151
- B To Reading, see table 151
- C To Windsor & Eton Riverside, see table 151
- H From London Waterloo via Hounslow
- K To Kingston
- W To London Waterloo via Wimbledon, see table 161

London to Putney, Hounslow, Richmond, Twickenham and Kingston

Sundays

Operator Train ID Days of operation/Notes	SW 2U67 C	SW 1S67 A	SW 2C69 B	SW 2O65 W	SW 2V63 K	SW 2C71 B	SW 2V63 H	SW 2U71 C	SW 1S71 A	SW 2C73 B	SW 2O69 W	SW 2V67 K	SW 2C75 B	SW 2V67 H	SW 2U75 C	SW 1S75 A	
London Waterloo (WAT)	15 d	2044	2050	2109	2114	2120	2139		2144	2150	2209	2214	2220	2239		2244	2250
Vauxhall (VXH)	d	2048	2054	2113	2118	2124	2143		2148	2154	2213	2218	2224	2243		2248	2254
Queenstown Rd.(Battersea) (QRB)	d	2051	2057		2121	2127			2151	2157		2221	2227			2251	2257
Clapham Junction (CLJ)	10 d	2054	2100	2119	2124	2130	2149		2154	2200	2219	2224	2230	2249		2254	2300
Wandsworth Town (WNT)	d	2057	2103		2127	2133			2157	2203		2227	2233			2257	2303
Putney (PUT)	d	2100	2106	2123	2130	2136	2153		2200	2206	2223	2230	2236	2253		2300	2306
Barnes (BNS)	d	2103	2109		2133	2139			2203	2209		2233	2239			2303	2309
Barnes Bridge (BNI)	d		2111			2141				2211			2241				2311
Chiswick (CHK)	d		2113			2144				2213			2244				2313
Kew Bridge (KWB)	d		2116			2146				2216			2246				2316
Brentford (BFD)	d		2119			2149				2219			2249				2319
Syon Lane (SYL)	d		2121			2151				2221			2251				2321
Isleworth (ISL)	d		2123			2153				2223			2253				2323
Hounslow (HOU)	d		2126			2157				2226			2257				2326
Mortlake (MTL)	d	2105			2135				2205			2235				2305	
North Sheen (NSH)	d	2107			2137				2207			2237				2307	
Richmond (RMD)	d	2110		2129	2140		2159		2210		2229	2240		2259		2310	
St Margarets (SMG)	d	2112			2142				2212			2242				2312	
Twickenham (TWI)	d	2115		2133	2145	2204a	2203	2211e	2215		2233	2245	2304a	2303	2311e	2315	
Whitton (WTN)	d	2118			2201f				2218			2301f				2318	
Feltham (FEL)	a	2122	2132	2138		2208			2222	2232	2238		2308			2322	2332
Ashford (Middlesex) (AFS)	a	2126	2136						2226	2236						2326	2336
Staines (SNS)	a	2130	2140	2145			2215		2230	2240	2245			2315		2330	2340
Strawberry Hill (STW)	a				2148			2214				2248			2314		
Teddington (TED)	a				2152			2217				2252			2317		
Hampton Wick (HMW)	a				2157			2220				2257			2320		
Kingston (KNG)	a				2159			2222				2259			2322		

Operator Train ID Days of operation/Notes	SW 2C77 B	SW 2O73	SW 2V71 K	SW 2C79 B	SW 2V71 H	SW 2U79	SW 2O77	SW 2O79	
London Waterloo (WAT)	15 d	2309	2314	2320	2339		2344	0003	0018
Vauxhall (VXH)	d	2313	2318	2324	2343		2348	0007	0022
Queenstown Rd.(Battersea) (QRB)	d		2321	2327			2351	0010	
Clapham Junction (CLJ)	10 d	2319	2324	2330	2349		2354	0013	0028
Wandsworth Town (WNT)	d		2327	2333			2357	0016	
Putney (PUT)	d	2323	2330	2336	2353		2359	0019	0032
Barnes (BNS)	d		2333	2339			0003	0022	
Barnes Bridge (BNI)	d			2341					
Chiswick (CHK)	d			2344					
Kew Bridge (KWB)	d			2346					
Brentford (BFD)	d			2349					
Syon Lane (SYL)	d			2351					
Isleworth (ISL)	d			2353					
Hounslow (HOU)	d			2358					
Mortlake (MTL)	d		2335			0005	0024		
North Sheen (NSH)	d		2337			0007	0026		
Richmond (RMD)	d	2329	2340		2359	0010	0029	0038	
St Margarets (SMG)	d		2342			0012	0031		
Twickenham (TWI)	d	2333	2345	0005a	0003	0012e	0015	0034	0042
Whitton (WTN)	d			0002f			0018		
Feltham (FEL)	a	2338		0008		0022			
Ashford (Middlesex) (AFS)	a					0026			
Staines (SNS)	a	2345		0015		0030			
Strawberry Hill (STW)	a		2348		0015		0037	0045s	
Teddington (TED)	a		2351		0018			0048s	
Hampton Wick (HMW)	a		2354		0021			0051s	
Kingston (KNG)	a		2356		0023			0053	

NOTES (see introductory pages for explanation of train operator codes and standard symbols)

- a Arrival time
- d Departure time
- s Stops to set down only
- e Via Whitton. Arrives 7 minutes earlier
- f Calls at Whitton before Twickenham
- A To Woking, see table 151
- B To Reading, see table 151
- C To Windsor & Eton Riverside, see table 151
- H From London Waterloo via Hounslow
- K To Kingston
- W To London Waterloo via Wimbledon, see table 161

Kingston, Twickenham, Richmond, Hounslow and Putney to London

Mondays to Fridays

Operator Train ID Days of operation/Notes	SW 2U04	SW 2R90	SW 2H90 F	SW 2U06	SW 2C08 C	SW 2R02	SW 2K01	SW 2U08 A	SW 1S08 F	SW 2R03	SW 2C10 D	SW 2K03 J	SW 2U10 A	SW 2S10	SW 2V05	SW 2R05 R
Kingston (KNG)	d						0559					0629				
Hampton Wick (HMW)	d						0601					0631				
Teddington (TED)	d						0605					0635				
Strawberry Hill (STW)	d		0539				0608					0638				
Staines (SNS)	d	0453		0537	0553			0608	0603		0629		0638	0624		
Ashford (Middlesex) (AFS)	d	0456		0540				0611	0606				0641	0627		
Feltham (FEL)	d	0501		0545	0559			0616	0611		0635		0646	0632		
Whitton (WTN)	d	0505		0549				0620		0620			0650		0653	0650
Twickenham (TWI)	d	0508		0543	0553	0606		0613	0623		0617w	0641	0643	0653		0647w
St Margarets (SMG)	d	0510		0545				0615					0645		0700	0644w
Richmond (RMD)	d	0514		0549	0558	0611		0619	0628			0645	0649	0658		0704
North Sheen (NSH)	d	0516		0551				0621					0651			0706
Mortlake (MTL)	d	0518		0553				0623					0653			0708
Hounslow (HOU)	d		0531				0601			0616	0631g				0644c	0648w
Isleworth (ISL)	d		0534				0604			0619	0634				0647	0702
Syon Lane (SYL)	d		0536				0606			0621	0636				0650	0705
Brentford (BFD)	d		0539				0609			0624	0639				0653	0708
Kew Bridge (KWB)	d		0541				0611			0626	0641				0655	0710
Chiswick (CHK)	d		0544				0614			0629	0644				0658	0713
Barnes Bridge (BNI)	d		0546				0616			0631	0646				0701	0716
Barnes (BNS)	d	0521	0549	0556		0619	0626		0634	0649		0656		0704	0711	0719
Putney (PUT)	d	0524	0552	0559	0604	0618	0622	0629	0634	0637	0652	0659	0704	0707	0714	0722
Wandsworth Town (WNT)	d	0527	0555	0602			0625	0632		0640	0655		0702		0710	0725
Clapham Junction (CLJ)	10 d	0530	0558	0605	0609	0622	0628	0635	0639	0643	0658	0656	0705	0709	0713	0720
Queenstown Rd.(Battersea) (QRB)	d	0533	0601	0608			0631	0638		0646	0701		0708		0716	0723
Vauxhall (VXH)	d	0537	0605	0612	0615	0628	0635	0642	0645	0650	0705		0712	0715	0720	0727
London Waterloo (WAT)	15 a	0544	0609	0616	0619	0637	0639	0646	0649	0656	0713	0707	0718	0721	0728	0737

Operator Train ID Days of operation/Notes	SW 2C12 D	SW 2K05 W	SW 2U12 A	SW 1S12 E	SW 2H92 F	SW 2R07 R	SW 1N90 B	SW 2C14 D	SW 2K07 W	SW 2U14 A	SW 1S14 E	SW 2H94 F	SW 2R09 R	SW 1N92 B	SW 2C16 D	SW 2K09 W
Kingston (KNG)	d		0659							0729						0759
Hampton Wick (HMW)	d		0701							0731						0801
Teddington (TED)	d		0705							0735						0805
Strawberry Hill (STW)	d		0708		0715					0738		0745				0808
Staines (SNS)	d	0659		0708	0654		0718	0729		0738	0724			0748	0758	
Ashford (Middlesex) (AFS)	d			0711	0657		0721			0741	0727			0751		
Feltham (FEL)	d	0705		0716	0702		0726	0736		0746	0732			0756	0805	
Whitton (WTN)	d			0720			0720	0730		0750			0750	0800		
Twickenham (TWI)	d	0711	0713	0723		0726e	0717w	0734	0741	0743	0754		0757f	0747w	0803	0810
St Margarets (SMG)	d		0715			0728	0714w			0745			0759	0744w		0815
Richmond (RMD)	d	0715	0719	0728		0732	0712w	0738	0746	0749	0758		0802	0742w	0808	0815
North Sheen (NSH)	d		0721			0734				0751			0804			0821
Mortlake (MTL)	d		0723			0736				0753			0807			0823
Hounslow (HOU)	d				0714c		0730					0744c		0759		
Isleworth (ISL)	d				0717		0733					0747		0802		
Syon Lane (SYL)	d				0720		0736					0750		0805		
Brentford (BFD)	d				0723		0738					0753		0808		
Kew Bridge (KWB)	d				0725		0741					0755		0810		
Chiswick (CHK)	d				0728		0743					0758		0813		
Barnes Bridge (BNI)	d				0731		0746					0801		0816		
Barnes (BNS)	d		0726		0734	0740	0749			0756		0804	0810	0819		0826
Putney (PUT)	d	0722	0729	0734	0737	0743	0752			0759	0805	0807	0813	0822		0829
Wandsworth Town (WNT)	d		0732		0740	0746	0755			0802		0810	0816	0825		0832
Clapham Junction (CLJ)	10 d	0726	0735	0739	0743	0749	0758	0747	0754	0805	0809	0813	0819	0828	0817	0823
Queenstown Rd.(Battersea) (QRB)	d		0738		0747	0752	0801			0808		0816	0822	0831		0838
Vauxhall (VXH)	d		0742	0745	0751	0756	0805	0753		0812	0815	0820	0826	0835	0823	0842
London Waterloo (WAT)	15 a	0739	0748	0751	0757	0804	0811	0800	0808	0818	0821	0828	0834	0842	0830	0836

NOTES (see introductory pages for explanation of train operator codes and standard symbols)

- a Arrival time
- d Departure time
- c Arrives 7 minutes earlier
- e Arrives 8 minutes earlier
- f Arrives 9 minutes earlier
- g Arrives 3 minutes earlier
- w Via Whitton
- A From Windsor & Eton Riverside, see table 151
- B From Farnham, see table 151
- C From Ascot, see table 151
- D From Reading, see table 151
- E From Weybridge or Woking via Chertsey, see table 151
- F From Shepperton, see table 161
- J From Wimbledon, see table 161
- R From London Waterloo via Richmond
- W From London Waterloo via Wimbledon, see table 161

Kingston, Twickenham, Richmond, Hounslow and Putney to London

Mondays to Fridays

Operator Train ID Days of operation/Notes		SW 2U16 A	SW 2S16 E	SW 2H96 F	SW 2V11 H	SW 2C18 D	SW 2R11 R	SW 2K11 W	SW 2U18 A	SW 2S18 E	SW 2V13 H	SW 2R13 R	SW 2C20 D	SW 2K13 W	SW 2U20 A	SW 1S20 E	SW 2V15 H
Kingston (KNG)	d							0829						0859			
Hampton Wick (HMW)	d							0831						0901			
Teddington (TED)	d							0835						0905			
Strawberry Hill (STW)	d			0815				0838						0908			
Staines (SNS)	d	0808	0802			0829			0840	0833			0900		0910	0855	
Ashford (Middlesex) (AFS)	d	0811	0805						0843	0836					0913	0858	
Feltham (FEL)	d	0816	0810			0835			0848	0841			0906		0918	0903	
Whitton (WTN)	d	0820			0826		0822		0852		0854	0851			0922		0925
Twickenham (TWI)	d	0824		0827f	0830	0841	0819w	0843	0855		0858	0848w	0912	0915g	0925		0929
St Margarets (SMG)	d			0829			0817w	0845			0900	0846w		0917			0931
Richmond (RMD)	⊖ d	0828		0832	0836	0845	0814w	0849	0900		0904	0843w	0916	0920	0930		0934
North Sheen (NSH)	d			0834				0851			0906			0922			0936
Mortlake (MTL)	d			0837				0853			0908			0925			0939
Hounslow (HOU)	d		0816		0822w		0829			0846	0848w	0901g				0914	0918w
Isleworth (ISL)	d		0819				0832			0849		0904				0917	
Syon Lane (SYL)	d		0821				0834			0851		0906				0919	
Brentford (BFD)	d		0824				0837			0854		0909				0922	
Kew Bridge (KWB)	d		0826				0840			0856		0911				0925	
Chiswick (CHK)	d		0829				0843			0859		0914				0928	
Barnes Bridge (BNI)	d		0832				0846			0901		0916				0931	
Barnes (BNS)	d		0835	0840			0849	0856		0904	0911	0919		0928		0934	0942
Putney (PUT)	d	0835	0838	0843	0845		0852	0859	0906	0907	0914	0922		0931	0936	0937	0945
Wandsworth Town (WNT)	d		0841	0846	0848		0855	0902		0910	0917	0925		0934		0940	0948
Clapham Junction (CLJ)	10 d	0839	0844	0849	0851	0854	0858	0905	0911	0913	0920	0928	0925	0937	0941	0944	0951
Queenstown Rd.(Battersea) (QRB)	d		0847	0852			0902	0908		0916	0923	0931		0940		0947	0954
Vauxhall (VXH)	⊖ d	0845	0851	0856	0857	0900	0905	0912	0917	0920	0927	0935		0943	0946	0950	0958
London Waterloo (WAT)	⊖ 15 a	0851	0858	0904	0903	0909	0913	0921	0923	0929	0934	0943	0940	0951	0953	0958	1002

Operator Train ID Days of operation/Notes		SW 2R15 R	SW 2C22 D	SW 2K15 W	SW 2U22 A	SW 2S22 E	SW 2V17 H	SW 2C24 D	SW 2R17 R	SW 2K17 W	SW 2U24 A	SW 2S24 E	SW 2C26 D	SW 2K19 W	SW 2U26 A	SW 2S26 E	SW 2C28 D
Kingston (KNG)	d			0929						0959				1030			
Hampton Wick (HMW)	d			0931						1001				1032			
Teddington (TED)	d			0935						1005				1035			
Strawberry Hill (STW)	d			0938						1008				1038			
Staines (SNS)	d		0929		0938	0933		0959			1008	1003	1029		1037	1033	1059
Ashford (Middlesex) (AFS)	d				0941	0936					1011	1006			1040	1036	
Feltham (FEL)	d		0935		0946	0941		1005			1016	1011	1035		1045	1041	1105
Whitton (WTN)	d	0920			0950		0953		0950		1020			1049			
Twickenham (TWI)	d	0917w	0941	0943	0953		0958	1011	0947w	1013	1023		1041	1043	1053		1111
St Margarets (SMG)	d	0914w		0945			1000		0944w	1015				1045			
Richmond (RMD)	⊖ d	0912w	0945	0949	0958		1004	1015	0942w	1019	1028		1045	1049	1058		1115
North Sheen (NSH)	d			0951			1006			1021				1051			
Mortlake (MTL)	d			0953			1008			1023				1053			
Hounslow (HOU)	d	0931g				0946	0949w		1001g			1016				1046	
Isleworth (ISL)	d	0934				0949			1004			1019				1049	
Syon Lane (SYL)	d	0936				0951			1006			1021				1051	
Brentford (BFD)	d	0939				0954			1009			1024				1054	
Kew Bridge (KWB)	d	0941				0956			1011			1026				1056	
Chiswick (CHK)	d	0944				0959			1014			1029				1059	
Barnes Bridge (BNI)	d	0946				1001			1016			1031				1101	
Barnes (BNS)	d	0949		0956		1004	1011		1019	1026		1034		1056		1104	
Putney (PUT)	d	0952		0959	1004	1007	1014		1022	1029	1034	1037		1059	1104	1107	
Wandsworth Town (WNT)	d	0955		1002		1010	1017		1025	1032		1040		1102		1110	
Clapham Junction (CLJ)	10 d	0958	0954	1005	1009	1013	1020	1025	1028	1035	1039	1043	1054	1105	1109	1114	1124
Queenstown Rd.(Battersea) (QRB)	d	1001		1008		1016	1023		1031	1038		1047		1108		1117	
Vauxhall (VXH)	⊖ d	1005		1012	1015	1020	1027		1035	1042	1045	1050		1112	1115	1121	
London Waterloo (WAT)	⊖ 15 a	1012	1004	1019	1019	1026	1032	1035	1041	1046	1049	1056	1104	1116	1119	1128	1134

NOTES (see introductory pages for explanation of train operator codes and standard symbols)

- a Arrival time
- d Departure time
- f Arrives 9 minutes earlier
- g Arrives 3 minutes earlier
- w Via Whitton
- A From Windsor & Eton Riverside, see table 151
- D From Reading, see table 151
- E From Weybridge or Woking via Chertsey, see table 151
- F From Shepperton, see table 161
- H From London Waterloo via Hounslow
- R From London Waterloo via Richmond
- W From London Waterloo via Wimbledon, see table 161

Kingston, Twickenham, Richmond, Hounslow and Putney to London

Mondays to Fridays

Operator Train ID Days of operation/Notes	SW	SW	SW	SW	SW	SW	SW	SW	SW	SW	SW	SW	SW	SW	SW	SW	SW	
	2K21 W	2U28 A	2S28 E	2C30 D	2K23 W	2U30 A	2S30 E	2C32 D	2K25 W	2U32 A	2S32 FX E	2S32 FO E	2C34 D	2K27 W	2U34 A	2S34 E		
Kingston (KNG)	d	1059				1129				1159				1229				
Hampton Wick (HMW)	d	1101				1131				1201				1231				
Teddington (TED)	d	1105				1135				1205				1235				
Strawberry Hill (STW)	d	1108				1138				1208				1238				
Staines (SNS)	d		1108	1103	1129			1138	1133	1159			1208	1203	1203	1229	1238	1233
Ashford (Middlesex) (AFS)	d		1111	1106				1141	1136				1211	1206	1206		1241	1236
Feltham (FEL)	d		1116	1111	1135			1146	1141	1205			1216	1211	1211	1235	1246	1241
Whitton (WTN)	d		1120					1150					1220				1250	
Twickenham (TWI)	d	1113	1123		1141	1143	1153			1211	1213	1223			1241	1243	1253	
St Margarets (SMG)	d	1115				1145					1215	1225				1245		
Richmond (RMD)	⊖ d	1119	1128		1145	1149	1158			1215	1219	1228			1245	1249	1258	
North Sheen (NSH)	d	1121				1151					1221					1251		
Mortlake (MTL)	d	1123				1153					1223					1253		
Hounslow (HOU)	d			1116					1146					1216	1216			1246
Isleworth (ISL)	d			1119					1149					1219	1219			1249
Syon Lane (SYL)	d			1121					1151					1221	1221			1251
Brentford (BFD)	d			1124					1154					1224	1224			1254
Kew Bridge (KWB)	d			1126					1156					1226	1226			1256
Chiswick (CHK)	d			1129					1159					1229	1241h			1259
Barnes Bridge (BNI)	d			1131					1201					1231	1243			1301
Barnes (BNS)	d	1126		1134		1156		1204		1226				1234	1247		1256	1304
Putney (PUT)	d	1129	1134	1137		1159	1204	1207		1229	1234			1237		1259	1304	1307
Wandsworth Town (WNT)	d	1132		1140		1202		1210		1232				1240		1302		1310
Clapham Junction (CLJ)	10 d	1135	1139	1143	1154	1205	1209	1214	1226	1235	1239		1254	1243	1257	1305	1309	1313
Queenstown Rd.(Battersea) (QRB)	d	1138		1146		1208		1217		1238				1246		1308		1316
Vauxhall (VXH)	⊖ d	1142	1145	1150		1212	1215	1221		1242	1245			1250		1312	1315	1320
London Waterloo (WAT)	⊖ 15 a	1146	1149	1156	1204	1216	1219	1226	1235	1246	1249		1304	1256	1306	1316	1319	1326

Operator Train ID Days of operation/Notes	SW	SW	SW	SW	SW	SW	SW	SW	SW	SW	SW	SW	SW	SW	SW	SW	
	2C36 D	2K29 W	2U36 A	2S36 E	2C38 D	2K31 W	2U38 A	2S38 E	2C40 D	2K33 W	2U40 A	2S40 E	2C42 D	2K35 W	2U42 A	2S42 E	
Kingston (KNG)	d		1259					1329					1359			1429	
Hampton Wick (HMW)	d		1301					1331					1401			1431	
Teddington (TED)	d		1305					1335					1405			1435	
Strawberry Hill (STW)	d		1308					1338					1408			1438	
Staines (SNS)	d	1259		1308	1303	1329		1338	1333	1359			1408	1403	1429	1438	1433
Ashford (Middlesex) (AFS)	d			1311	1306			1341	1336				1411	1406		1441	1436
Feltham (FEL)	d	1305		1316	1311	1335		1346	1341	1405			1416	1411	1435	1446	1441
Whitton (WTN)	d			1320				1350					1420			1450	
Twickenham (TWI)	d	1311	1313	1323		1341	1343	1353		1411	1413	1423		1441	1443	1453	
St Margarets (SMG)	d		1315					1345			1415				1445		
Richmond (RMD)	⊖ d	1315	1319	1328		1345	1349	1358		1415	1419	1428		1445	1449	1458	
North Sheen (NSH)	d		1321					1351			1421				1451		
Mortlake (MTL)	d		1323					1353			1423				1453		
Hounslow (HOU)	d			1316					1346					1416			1446
Isleworth (ISL)	d			1319					1349					1419			1449
Syon Lane (SYL)	d			1321					1351					1421			1451
Brentford (BFD)	d			1324					1354					1424			1454
Kew Bridge (KWB)	d			1326					1356					1426			1456
Chiswick (CHK)	d			1329					1359					1429			1459
Barnes Bridge (BNI)	d			1331					1401					1431			1501
Barnes (BNS)	d		1326		1334		1356		1404		1426			1434		1456	1504
Putney (PUT)	d		1329	1334	1337		1359	1404	1407		1429	1434	1437		1459	1504	1507
Wandsworth Town (WNT)	d		1332		1340		1402		1410		1432			1440		1502	1510
Clapham Junction (CLJ)	10 d	1324	1335	1339	1344	1354	1405	1409	1414	1424	1435	1439	1443	1454	1505	1509	1513
Queenstown Rd.(Battersea) (QRB)	d		1338		1347		1408		1417		1438			1446		1508	1516
Vauxhall (VXH)	⊖ d		1342	1345	1351		1412	1415	1421		1442	1445	1450		1512	1515	1520
London Waterloo (WAT)	⊖ 15 a	1334	1346	1349	1356	1404	1416	1419	1426	1434	1446	1449	1456	1507	1516	1519	1526

NOTES (see introductory pages for explanation of train operator codes and standard symbols)

- a Arrival time
- d Departure time
- h Arrives 12 minutes earlier
- A From Windsor & Eton Riverside, see table 151
- D From Reading, see table 151
- E From Weybridge or Woking via Chertsey, see table 151
- W From London Waterloo via Wimbledon, see table 161
- FO Fridays only
- FX Not Fridays

Kingston, Twickenham, Richmond, Hounslow and Putney to London

Mondays to Fridays

Operator Train ID Days of operation/Notes	SW 2C44 D	SW 2K37 W	SW 2U44 A	SW 2S44 E	SW 2C46 D	SW 2K39 W	SW 2U46 A	SW 2S46 E	SW 2V41 H	SW 2C48 D	SW 2R41 R	SW 2K41 W	SW 2U48 A	SW 2S48 E	SW 2V43 H	SW 2C50 D	
	Kingston (KNG)	d	1459				1529						1559				
Hampton Wick (HMW)	d	1501				1531						1601					
Teddington (TED)	d	1505				1535						1605					
Strawberry Hill (STW)	d	1508				1538						1608					
Staines (SNS)	d	1459		1508	1503	1529		1538	1533		1559		1608	1603		1629	
Ashford (Middlesex) (AFS)	d			1511	1506			1541	1536				1611	1606			
Feltham (FEL)	d	1505		1516	1511	1535		1546	1541		1605		1616	1611		1635	
Whitton (WTN)	d			1520				1550		1553		1550	1620		1623		
Twickenham (TWI)	d	1511	1513	1523		1541	1543	1553		1558	1611	1547w	1613	1623		1641	
St Margarets (SMG)	d		1515				1545			1600		1544w	1615		1630		
Richmond (RMD)	⊖ d	1515	1519	1528		1545	1549	1558		1604	1615	1542w	1619	1628		1645	
North Sheen (NSH)	d		1521				1551			1606			1621		1636		
Mortlake (MTL)	d		1523				1553			1608			1623		1638		
Hounslow (HOU)	d				1516				1546	1548w		1601g		1616	1618w		
Isleworth (ISL)	d				1519				1549			1604		1619			
Syon Lane (SYL)	d				1521				1551			1606		1621			
Brentford (BFD)	d				1524				1554			1609		1624			
Kew Bridge (KWB)	d				1526				1556			1611		1626			
Chiswick (CHK)	d				1529				1559			1614		1629			
Barnes Bridge (BNI)	d				1531				1601			1616		1631			
Barnes (BNS)	d		1526		1534			1556	1604	1611		1619	1626	1634	1641		
Putney (PUT)	d		1529	1534	1537			1559	1604	1607	1614	1622	1629	1634	1637	1644	
Wandsworth Town (WNT)	d		1532		1540			1602	1610	1617		1625	1632	1640	1647		
Clapham Junction (CLJ)	10 d	1524	1535	1539	1543	1554	1605	1609	1613	1620	1624	1629	1635	1639	1643	1650	1654
Queenstown Rd.(Battersea) (QRB)	d		1538		1546			1608	1616	1623		1632	1638		1646	1653	
Vauxhall (VXH)	⊖ d		1542	1545	1550			1612	1615	1620	1627	1636	1642	1645	1650	1657	
London Waterloo (WAT)	⊖ 15 a	1535	1547	1550	1556	1607	1616	1619	1626	1635	1635	1641	1646	1649	1656	1705	1707

Operator Train ID Days of operation/Notes	SW 2R43 R	SW 2K43 W	SW 2U50 A	SW 2S50 E	SW 2V45 H	SW 2C52 D	SW 2R45 R	SW 2K45 W	SW 2U52 A	SW 2S52 E	SW 2V47 H	SW 2C54 D	SW 2R47 R	SW 2K47 W	SW 2U86 A	SW 2S54 E	
	Kingston (KNG)	d	1629						1659							1729	
Hampton Wick (HMW)	d	1631						1701							1731		
Teddington (TED)	d	1635						1705							1735		
Strawberry Hill (STW)	d	1638						1708							1738		
Staines (SNS)	d			1638	1633		1659		1708	1703		1729			1739	1733	
Ashford (Middlesex) (AFS)	d			1641	1636				1711	1706					1742	1736	
Feltham (FEL)	d			1646	1641		1705		1716	1711		1735			1747	1741	
Whitton (WTN)	d	1620		1650		1652		1650			1720		1720		1751		
Twickenham (TWI)	d	1617w	1643	1653		1658	1711	1647w	1713	1723		1727	1741	1717w	1743	1755	
St Margarets (SMG)	d	1614w	1645			1700		1644w	1715			1729		1714w	1745		
Richmond (RMD)	⊖ d	1612w	1649	1658		1703	1715	1642w	1719	1728		1733	1745	1712w	1749	1759	
North Sheen (NSH)	d		1651			1705			1721			1735			1751		
Mortlake (MTL)	d		1653			1708			1723			1737			1753		
Hounslow (HOU)	d	1631g			1646	1648w		1701g			1716	1715w		1731g		1746	
Isleworth (ISL)	d	1634			1649			1704			1719			1734		1749	
Syon Lane (SYL)	d	1636			1651			1706			1721			1736		1751	
Brentford (BFD)	d	1639			1654			1709			1724			1739		1754	
Kew Bridge (KWB)	d	1641			1656			1711			1726			1741		1756	
Chiswick (CHK)	d	1644			1659			1714			1729			1744		1759	
Barnes Bridge (BNI)	d	1646			1701			1716			1731			1746		1801	
Barnes (BNS)	d	1649	1656		1704	1711		1719	1726		1734	1740		1749	1756	1804	
Putney (PUT)	d	1652	1659	1704	1707	1714		1722	1729	1734	1737	1743		1752	1759	1806	1807
Wandsworth Town (WNT)	d	1655	1702		1710	1717		1725	1732		1740	1746		1755	1802		1810
Clapham Junction (CLJ)	10 d	1658	1705	1709	1713	1722	1724	1728	1735	1739	1743	1752	1754	1758	1805	1810	1813
Queenstown Rd.(Battersea) (QRB)	d	1701	1708		1716	1725		1731	1738		1746	1755		1801	1808		1816
Vauxhall (VXH)	⊖ d	1705	1712	1715	1720	1728		1735	1742	1745	1750	1758		1805	1812	1816	1820
London Waterloo (WAT)	⊖ 15 a	1711	1719	1719	1728	1737	1737	1741	1746	1749	1757	1805	1807	1811	1819	1821	1826

NOTES (see introductory pages for explanation of train operator codes and standard symbols)

- a Arrival time
- d Departure time
- g Arrives 3 minutes earlier
- w Via Whitton
- A From Windsor & Eton Riverside, see table 151
- D From Reading, see table 151
- E From Weybridge or Woking via Chertsey, see table 151
- H From London Waterloo via Hounslow
- R From London Waterloo via Richmond
- W From London Waterloo via Wimbledon, see table 161

Kingston, Twickenham, Richmond, Hounslow and Putney to London

Mondays to Fridays

Operator Train ID Days of operation/Notes	SW	SW	SW	SW	SW	SW	SW	SW	SW	SW	SW	SW	SW	SW	SW	SW	
	2V49 H	2R49 R	2C56 D	2K49 W	2U56 A	2S56 E	2V51 H	2C58 D	2R51 R	2K51 W	2U58 A	2S58 E	2V53 H	2C60 D	2R53 R	2K53 W	
Kingston (KNG)	d			1759						1829						1859	
Hampton Wick (HMW)	d			1801						1831						1901	
Teddington (TED)	d			1805						1835						1905	
Strawberry Hill (STW)	d			1808						1838						1908	
Staines (SNS)	d		1759		1808	1803		1829			1838	1833		1859			
Ashford (Middlesex) (AFS)	d				1811	1806					1841	1836					
Feltham (FEL)	d		1805		1816	1811		1835			1846	1841		1905			
Whitton (WTN)	d	1754	1750		1820		1823		1820		1850		1853		1850		
Twickenham (TWI)	d	1758	1747w	1811	1813	1823		1828	1841	1817w	1843	1853		1858	1911	1847w	1913
St Margarets (SMG)	d	1800	1744w		1815			1830		1814w	1845			1900		1844w	1915
Richmond (RMD)	⊖ d	1804	1742w	1815	1819	1828		1834	1845	1812w	1849	1858		1904	1915	1842w	1919
North Sheen (NSH)	d	1806			1821			1836			1851			1906			1921
Mortlake (MTL)	d	1808			1823			1838			1853			1908			1923
Hounslow (HOU)	d	1746w	1802				1816	1816w		1831			1846	1846w		1901g	
Isleworth (ISL)	d		1805				1819			1834			1849			1904	
Syon Lane (SYL)	d		1807				1821			1836			1851			1906	
Brentford (BFD)	d		1809				1824			1839			1854			1909	
Kew Bridge (KWB)	d		1812				1826			1841			1856			1911	
Chiswick (CHK)	d		1814				1829			1844			1859			1914	
Barnes Bridge (BNI)	d		1817				1831			1846			1901			1916	
Barnes (BNS)	d	1811	1819		1826		1834	1841		1849	1856		1904	1913		1919	1926
Putney (PUT)	d	1814	1822		1829	1834	1837	1844		1852	1859	1904	1907	1916		1922	1929
Wandsworth Town (WNT)	d	1817	1825		1832		1840	1847		1855	1902		1910	1919		1925	1932
Clapham Junction (CLJ)	10 d	1822	1828	1827	1835	1839	1843	1852	1854	1858	1905	1909	1913	1922	1927	1928	1935
Queenstown Rd.(Battersea) (QRB)	d	1825	1831		1838		1846	1855		1901	1908		1916	1926		1931	1938
Vauxhall (VXH)	⊖ d	1829	1836		1842	1845	1850	1858		1905	1912	1915	1920	1929		1935	1942
London Waterloo (WAT)	⊖ 15 a	1835	1841	1837	1849	1849	1856	1903	1905	1911	1916	1919	1926	1936	1939	1942	1946

Operator Train ID Days of operation/Notes	SW	SW	SW	SW	SW	SW	SW	SW	SW	SW	SW	SW	SW	SW	SW	SW	
	2U60 A	2S60 E	2V55 H	2C62 D	2R55 R	2K55 W	2U62 A	2S62 E	2C64 D	2K57 W	2U64 A	2S64 E	2C66 D	2K59 W	2U66 A	2S66 E	
Kingston (KNG)	d						1929				1959				2029		
Hampton Wick (HMW)	d						1931				2001				2031		
Teddington (TED)	d						1935				2005				2035		
Strawberry Hill (STW)	d						1938				2008				2038		
Staines (SNS)	d	1908	1903		1929			1938	1933	1959		2008	2003	2029		2038	2033
Ashford (Middlesex) (AFS)	d	1911	1906					1941	1936			2011	2006			2041	2036
Feltham (FEL)	d	1916	1911		1935			1946	1941	2005		2016	2011	2035		2046	2041
Whitton (WTN)	d	1920		1923		1920		1950				2020				2050	
Twickenham (TWI)	d	1923		1928	1941	1917w	1943	1953		2011	2013	2023		2041	2043	2053	
St Margarets (SMG)	d			1930		1914w	1945				2015				2045		
Richmond (RMD)	⊖ d	1928		1934	1945	1912w	1949	1958		2015	2019	2028		2045	2049	2058	
North Sheen (NSH)	d			1936			1951				2021				2051		
Mortlake (MTL)	d			1938			1953				2023				2053		
Hounslow (HOU)	d		1916	1916w		1931g			1946				2016				2046
Isleworth (ISL)	d		1919			1934			1949				2019				2049
Syon Lane (SYL)	d		1921			1936			1951				2021				2051
Brentford (BFD)	d		1924			1939			1954				2024				2054
Kew Bridge (KWB)	d		1926			1941			1956				2026				2056
Chiswick (CHK)	d		1929			1944			1959				2029				2059
Barnes Bridge (BNI)	d		1931			1946			2001				2031				2101
Barnes (BNS)	d		1934	1941		1949	1956		2004		2026		2034		2056		2104
Putney (PUT)	d	1934	1937	1944		1952	1959	2004	2007		2029	2034	2037		2059	2104	2107
Wandsworth Town (WNT)	d		1940	1947		1955	2002		2010		2032		2040		2102		2110
Clapham Junction (CLJ)	10 d	1939	1943	1950	1954	1958	2005	2009	2013	2024	2035	2039	2043	2054	2105	2109	2113
Queenstown Rd.(Battersea) (QRB)	d		1946	1953		2001	2008		2016		2038		2046		2108		2116
Vauxhall (VXH)	⊖ d	1945	1950	1958		2005	2012	2015	2020		2042	2045	2050		2112	2115	2120
London Waterloo (WAT)	⊖ 15 a	1949	1956	2005	2007	2011	2016	2019	2026	2034	2046	2049	2056	2104	2119	2119	2126

NOTES (see introductory pages for explanation of train operator codes and standard symbols)

- a Arrival time
- d Departure time
- g Arrives 3 minutes earlier
- w Via Whitton
- A From Windsor & Eton Riverside, see table 151
- D From Reading, see table 151
- E From Weybridge or Woking via Chertsey, see table 151
- H From London Waterloo via Hounslow
- R From London Waterloo via Richmond
- W From London Waterloo via Wimbledon, see table 161

Kingston, Twickenham, Richmond, Hounslow and Putney to London

Mondays to Fridays

Operator Train ID Days of operation/Notes		SW 2C68 D	SW 2K61 W	SW 2U68 A	SW 2S68 E	SW 2C70 D	SW 2K63 W	SW 2U70 A	SW 2S70 E	SW 2C72 D	SW 2K65 W	SW 2U72 A	SW 2S72 E	SW 2C74 D	SW 2K67 W	SW 2U74 A	SW 2S74 E
Kingston (KNG)	d		2059				2129				2159				2229		
Hampton Wick (HMW)	d		2101				2131				2201				2231		
Teddington (TED)	d		2105				2135				2205				2235		
Strawberry Hill (STW)	d		2108				2138				2208				2238		
Staines (SNS)	d	2059		2108	2103	2129		2138	2133	2159		2208	2203	2229		2238	2233
Ashford (Middlesex) (AFS)	d			2111	2106			2141	2136			2211	2206			2241	2236
Feltham (FEL)	d	2105		2116	2111	2135		2146	2141	2205		2216	2211	2235		2246	2241
Whitton (WTN)	d			2120				2150				2220				2250	
Twickenham (TWI)	d	2111	2113	2123		2141	2143	2153		2211	2213	2223		2241	2243	2253	
St Margarets (SMG)	d		2115				2145				2215				2245		
Richmond (RMD)	⊖ d	2115	2119	2128		2145	2149	2158		2215	2219	2228		2245	2249	2258	
North Sheen (NSH)	d		2121				2151				2221				2251		
Mortlake (MTL)	d		2123				2153				2223				2253		
Hounslow (HOU)	d				2116				2146				2216				2246
Isleworth (ISL)	d				2119				2149				2219				2249
Syon Lane (SYL)	d				2121				2151				2221				2251
Brentford (BFD)	d				2124				2154				2224				2254
Kew Bridge (KWB)	d				2126				2156				2226				2256
Chiswick (CHK)	d				2129				2159				2229				2259
Barnes Bridge (BNI)	d				2131				2201				2231				2301
Barnes (BNS)	d		2126		2134		2156		2204		2226		2234		2256		2304
Putney (PUT)	d		2129	2134	2137		2159	2204	2207		2229	2234	2237		2259	2304	2307
Wandsworth Town (WNT)	d		2132		2140		2202		2210		2232		2240		2302		2310
Clapham Junction (CLJ)	10 d	2124	2135	2139	2143	2154	2205	2209	2213	2224	2235	2239	2243	2254	2304	2309	2313
Queenstown Rd.(Battersea) (QRB)	d		2138		2146		2208		2216		2238		2246		2307		2316
Vauxhall (VXH)	⊖ d		2142	2145	2150		2212	2215	2220		2242	2245	2250		2312	2317	2320
London Waterloo (WAT)	⊖ 15 a	2134	2146	2149	2156	2207	2216	2219	2226	2235	2246	2249	2257	2305	2317	2323	2326

Operator Train ID Days of operation/Notes		SW 2C76 D	SW 2K69 W	SW 2U76 A	SW 2S76 E	SW 2K71 W	SW 2S78 E	SW 2U78 FO A	SW 2C80 FX D	SW 2K73 FO W	SW 2C80 SM D	SW 2S80 SM E
Kingston (KNG)	d		2259			2329				2355		
Hampton Wick (HMW)	d		2301			2331				2357		
Teddington (TED)	d		2305			2335				2359		
Strawberry Hill (STW)	d		2308			2338				0003		
Staines (SNS)	d	2259		2308	2303		2333	2343	2352		0002	0006
Ashford (Middlesex) (AFS)	d			2311	2306		2336	2346				0009
Feltham (FEL)	d	2305		2316	2311		2341	2351	2359		0008	0014
Whitton (WTN)	d			2320				2355				
Twickenham (TWI)	d	2311	2313	2323		2343		2358	0006	0007	0014	
St Margarets (SMG)	d		2315			2345				0009		
Richmond (RMD)	⊖ d	2315	2319	2328		2349		0004	0011	0012	0018	
North Sheen (NSH)	d		2321			2351				0014		
Mortlake (MTL)	d		2323			2353				0017		
Hounslow (HOU)	d				2316		2346					0020
Isleworth (ISL)	d				2319		2349					0023
Syon Lane (SYL)	d				2321		2351					0025
Brentford (BFD)	d				2324		2354					0027
Kew Bridge (KWB)	d				2326		2356					0030
Chiswick (CHK)	d				2329		2359					0032
Barnes Bridge (BNI)	d				2331		0001					0035
Barnes (BNS)	d		2326		2334	2356	0004			0020		0038
Putney (PUT)	d		2329	2334	2337	2359	0007	0010		0023		0041
Wandsworth Town (WNT)	d		2332		2340	0002	0010			0026		0044
Clapham Junction (CLJ)	10 d	2324	2335	2339	2343	0005	0013	0017	0020	0029	0027	0047
Queenstown Rd.(Battersea) (QRB)	d		2338		2346	0008	0018			0032		0050
Vauxhall (VXH)	⊖ d		2342	2345	2350	0012	0022	0023		0035		0054
London Waterloo (WAT)	⊖ 15 a	2334	2346	2349	2354	0017	0027	0028	0030	0040	0043	0100

NOTES (see introductory pages for explanation of train operator codes and standard symbols)

- a Arrival time
- d Departure time
- A From Windsor & Eton Riverside, see table 151
- D From Reading, see table 151
- E From Weybridge or Woking via Chertsey, see table 151
- W From London Waterloo via Wimbledon, see table 161
- FO Fridays only
- FX Not Fridays
- SM Saturday mornings

Kingston, Twickenham, Richmond, Hounslow and Putney to London

Saturdays

Operator Train ID Days of operation/Notes 1st Class/Reservations/Bus	SW	SW	SW	SW	SW	SW	SW	SW	SW	SW	SW	SW	SW	SW	SW	SW	SW	
	2U04	2K99	2U06	2R02	2K01	2U08 C	1S08 C	2C10 D	2K03 G	2U10 C	2S10	2C12 D	2K05 W	2U12 C	2S12 B	2C14 D		
Kingston (KNG)	d					0559				0629				0659				
Hampton Wick (HMW)	d					0601				0631				0701				
Teddington (TED)	d					0605				0635				0705				
Strawberry Hill (STW)	d		0538			0608				0638				0708				
Staines (SNS)	d	0458		0537				0608	0603	0629		0638	0633	0659		0708	0703	0729
Ashford (Middlesex) (AFS)	d	0501		0540				0611	0606			0641	0636			0711	0706	
Feltham (FEL)	d	0506		0545				0616	0611	0635		0646	0641	0705		0716	0711	0735
Whitton (WTN)	d	0510		0549	0542			0620				0650				0720		
Twickenham (TWI)	d	0513	0543	0553	0539w	0613	0623		0641	0643	0653		0711	0713	0723		0741	
St Margarets (SMG)	d	0515	0545			0615				0645				0715				
Richmond (RMD)	⊖ d	0519	0549	0558		0619	0628		0645	0649	0658		0715	0719	0728		0745	
North Sheen (NSH)	d	0521	0551			0621				0651				0721				
Mortlake (MTL)	d	0523	0553			0623				0653				0723				
Hounslow (HOU)	d				0547				0616				0646				0716	
Isleworth (ISL)	d				0550				0619				0649				0719	
Syon Lane (SYL)	d				0552				0621				0651				0721	
Brentford (BFD)	d				0554				0624				0654				0724	
Kew Bridge (KWB)	d				0557				0626				0656				0726	
Chiswick (CHK)	d				0559				0629				0659				0729	
Barnes Bridge (BNI)	d				0602				0631				0701				0731	
Barnes (BNS)	d	0526	0556		0605	0626			0634		0656		0704	0707	0726	0734	0734	
Putney (PUT)	d	0529	0559	0604	0608	0629	0634		0637		0659	0704	0707	0729	0734	0737		
Wandsworth Town (WNT)	d	0532	0602		0611	0632			0640		0702		0710	0732	0740			
Clapham Junction (CLJ)	10 d	0535	0605	0609	0614	0635	0639	0643	0654	0705	0709	0713	0724	0735	0739	0743	0754	
Queenstown Rd.(Battersea) (QRB)	d	0538	0608		0617	0638			0646		0708		0716	0738	0746			
Vauxhall (VXH)	⊖ d	0542	0612	0615	0620	0642	0645	0650		0712	0715	0720		0742	0745	0750		
London Waterloo (WAT)	⊖ 15 a	0546	0616	0619	0626	0647	0649	0656	0704	0716	0719	0726	0734	0746	0749	0756	0804	

Operator Train ID Days of operation/Notes	SW	SW	SW	SW	SW	SW	SW	SW	SW	SW	SW	SW	SW	SW	SW	SW	SW
	2K07 W	2U14 C	2S14 B	2C16 D	2K09 W	2U16 C	2S16 B	2C18 D	2K11 W	2Y18 B	1U18 C	2C20 D	2K13 W	2U20 C	2S20 B	2C22 D	
Kingston (KNG)	d	0729				0759				0829				0859			
Hampton Wick (HMW)	d	0731				0801				0831				0901			
Teddington (TED)	d	0735				0805				0835				0905			
Strawberry Hill (STW)	d	0738				0808				0838				0908			
Staines (SNS)	d		0738	0733	0759		0808	0803	0829		0833	0838	0859		0908	0903	0929
Ashford (Middlesex) (AFS)	d		0741	0736			0811	0806			0836	0841			0911	0906	
Feltham (FEL)	d		0746	0741	0805		0816	0811	0835		0841	0846	0905		0916	0911	0935
Whitton (WTN)	d		0750				0820				0845		0909		0920		
Twickenham (TWI)	d	0743	0753		0811	0813	0823		0841	0843	0848a		0913	0915e	0923		0941
St Margarets (SMG)	d	0745				0815				0845				0917			
Richmond (RMD)	⊖ d	0749	0758		0815	0819	0828		0845	0849			0917	0921	0928		0945
North Sheen (NSH)	d	0751				0821				0851				0923			
Mortlake (MTL)	d	0753				0823				0853				0925			
Hounslow (HOU)	d			0746				0816				0901c					0916
Isleworth (ISL)	d			0749				0819				0904					0919
Syon Lane (SYL)	d			0751				0821				0906					0921
Brentford (BFD)	d			0754				0824				0909					0924
Kew Bridge (KWB)	d			0756				0826				0911					0926
Chiswick (CHK)	d			0759				0829				0914					0929
Barnes Bridge (BNI)	d			0801				0831				0916					0931
Barnes (BNS)	d	0756		0804		0826		0834		0856		0919		0928		0934	
Putney (PUT)	d	0759	0804	0807		0829	0834	0837		0859		0922		0931	0934	0937	
Wandsworth Town (WNT)	d	0802		0810		0832		0840		0902		0925		0934		0940	
Clapham Junction (CLJ)	10 d	0805	0809	0813	0824	0835	0839	0843	0854	0905		0934	0932	0937	0940	0943	0954
Queenstown Rd.(Battersea) (QRB)	d	0808		0816		0838		0846		0908		0937		0940		0946	
Vauxhall (VXH)	⊖ d	0812	0815	0820		0842	0845	0850		0912		0940		0944	0947	0950	
London Waterloo (WAT)	⊖ 15 a	0816	0819	0826	0835	0846	0849	0856	0906	0916		0945	0942	0948	0951	0956	1004

NOTES (see introductory pages for explanation of train operator codes and standard symbols)

- a Arrival time
- d Departure time
- c Arrives 6 minutes earlier
- e Arrives 3 minutes earlier
- w Via Whitton
- B From Weybridge or Woking via Chertsey, see table 151
- C From Windsor & Eton Riverside, see table 151
- D From Reading, see table 151
- G From Wimbledon, see table 161
- W From London Waterloo via Wimbledon, see table 161

Kingston, Twickenham, Richmond, Hounslow and Putney to London

Saturdays

Operator Train ID Days of operation/Notes	SW	SW	SW	SW	SW	SW	SW	SW	SW	SW	SW	SW	SW	SW	SW	SW	SW
	2K15 W	2U22 C	2S22 B	2C24 D	2K17 W	2U24 C	2S24 B	2C26 D	2K19 W	2U26 C	2S26 B	2C28 D	2K21 W	2U28 C	2S28 B	2C30 D	
Kingston (KNG)	d	0929				0959				1029				1059			
Hampton Wick (HMW)	d	0931				1001				1031				1101			
Teddington (TED)	d	0935				1005				1035				1105			
Strawberry Hill (STW)	d	0938				1008				1038				1108			
Staines (SNS)	d		0938	0933	0959		1008	1003	1029		1038	1033	1059		1108	1103	1129
Ashford (Middlesex) (AFS)	d		0941	0936			1011	1006			1041	1036			1111	1106	
Feltham (FEL)	d		0946	0941	1005		1016	1011	1035		1046	1041	1105		1116	1111	1135
Whitton (WTN)	d		0950					1020			1050				1120		
Twickenham (TWI)	d	0943	0953		1011	1013	1023		1041	1043	1053		1111	1113	1123		1141
St Margarets (SMG)	d	0945				1015				1045				1115			
Richmond (RMD)	d	0949	0958		1015	1019	1028		1045	1049	1058		1115	1119	1128		1145
North Sheen (NSH)	d	0951				1021				1051				1121			
Mortlake (MTL)	d	0953				1023				1053				1123			
Hounslow (HOU)	d			0946					1016								1116
Isleworth (ISL)	d			0949					1019								1119
Syon Lane (SYL)	d			0951					1021								1121
Brentford (BFD)	d			0954					1024								1124
Kew Bridge (KWB)	d			0956					1026								1126
Chiswick (CHK)	d			0959					1029								1129
Barnes Bridge (BNI)	d			1001					1031								1131
Barnes (BNS)	d	0956		1004		1026		1034		1056		1104		1126		1134	
Putney (PUT)	d	0959	1004	1007		1029	1034	1037		1059	1104	1107		1129	1134	1137	
Wandsworth Town (WNT)	d	1002		1010		1032		1040		1102		1110		1132		1140	
Clapham Junction (CLJ)	10 d	1005	1009	1013	1024	1035	1039	1043	1054	1105	1109	1113	1124	1135	1139	1143	1154
Queenstown Rd.(Battersea) (QRB)	d	1008		1016		1038		1046		1108		1116		1138		1146	
Vauxhall (VXH)	d	1012	1015	1020		1042	1045	1050		1112	1115	1120		1142	1145	1150	
London Waterloo (WAT)	15 a	1016	1019	1026	1034	1046	1049	1056	1104	1116	1119	1126	1137	1147	1150	1156	1204

Operator Train ID Days of operation/Notes	SW	SW	SW	SW	SW	SW	SW	SW	SW	SW	SW	SW	SW	SW	SW	SW	SW
	2K23 W	2U30 C	2S30 B	2C32 D	2K25 W	2U32 C	2S32 B	2C34 D	2K27 W	2U34 C	2S34 B	2C36 D	2K29 W	2U36 C	2S36 B	2C38 D	
Kingston (KNG)	d	1129				1159				1229				1259			
Hampton Wick (HMW)	d	1131				1201				1231				1301			
Teddington (TED)	d	1135				1205				1235				1305			
Strawberry Hill (STW)	d	1138				1208				1238				1308			
Staines (SNS)	d		1138	1133	1159		1208	1203	1229		1238	1233	1259		1308	1303	1329
Ashford (Middlesex) (AFS)	d		1141	1136			1211	1206			1241	1236			1311	1306	
Feltham (FEL)	d		1146	1141	1205		1216	1211	1235		1246	1241	1305		1316	1311	1335
Whitton (WTN)	d		1150					1220			1250				1320		
Twickenham (TWI)	d	1143	1153		1211	1213	1223		1241	1243	1253		1311	1313	1323		1341
St Margarets (SMG)	d	1145				1215				1245				1315			
Richmond (RMD)	d	1149	1158		1215	1219	1228		1245	1249	1258		1315	1319	1328		1345
North Sheen (NSH)	d	1151				1221				1251				1321			
Mortlake (MTL)	d	1153				1223				1253				1323			
Hounslow (HOU)	d			1146					1216								1316
Isleworth (ISL)	d			1149					1219								1319
Syon Lane (SYL)	d			1151					1221								1321
Brentford (BFD)	d			1154					1224								1324
Kew Bridge (KWB)	d			1156					1226								1326
Chiswick (CHK)	d			1159					1229								1329
Barnes Bridge (BNI)	d			1201					1231								1331
Barnes (BNS)	d	1156		1204		1226		1234		1256		1304		1326		1334	
Putney (PUT)	d	1159	1204	1207		1229	1234	1237		1259	1304	1307		1329	1334	1337	
Wandsworth Town (WNT)	d	1202		1210		1232		1240		1302		1310		1332		1340	
Clapham Junction (CLJ)	10 d	1205	1211e	1213	1224	1235	1239	1243	1254	1305	1309	1313	1324	1335	1339	1344	1354
Queenstown Rd.(Battersea) (QRB)	d	1208		1216		1238		1246		1308		1316		1338		1346	
Vauxhall (VXH)	d	1212	1216	1220		1242	1245	1250		1312	1315	1320		1342	1345	1351	
London Waterloo (WAT)	15 a	1216	1221	1226	1234	1246	1249	1256	1304	1316	1319	1326	1334	1346	1349	1356	1404

NOTES (see introductory pages for explanation of train operator codes and standard symbols)

- a Arrival time
- d Departure time
- e Arrives 3 minutes earlier
- B From Weybridge or Woking via Chertsey, see table 151
- C From Windsor & Eton Riverside, see table 151
- D From Reading, see table 151
- W From London Waterloo via Wimbledon, see table 161

Kingston, Twickenham, Richmond, Hounslow and Putney to London

Saturdays

Operator Train ID Days of operation/Notes	SW	SW	SW	SW	SW	SW	SW	SW	SW	SW	SW	SW	SW	SW	SW	SW	SW	
	2K31 W	2U38 C	2S38 B	2C40 D	2K33 W	2U40 C	2S40 B	2C42 D	2K35 W	2U42 C	2S42 B	2C44 D	2K37 W	2U44 C	2S44 B	2C46 D		
Kingston (KNG)	d	1329				1359				1429			1459					
Hampton Wick (HMW)	d	1331				1401				1431			1501					
Teddington (TED)	d	1335				1405				1435			1505					
Strawberry Hill (STW)	d	1338				1408				1438			1508					
Staines (SNS)	d		1338	1333	1359		1408	1403	1429		1438	1433	1459		1508	1503	1529	
Ashford (Middlesex) (AFS)	d		1341	1336			1411	1406			1441	1436			1511	1506		
Feltham (FEL)	d		1346	1341	1405			1416	1411	1435		1446	1441	1505		1516	1511	1535
Whitton (WTN)	d		1350					1420				1450			1520			
Twickenham (TWI)	d	1343	1353		1411	1413	1423		1441	1443	1453		1511	1513	1523		1541	
St Margarets (SMG)	d	1345				1415	1419	1428		1445	1449	1458		1515	1519	1528		1545
Richmond (RMD)	⊖ d	1349	1358		1415	1419	1428		1445	1449	1458		1515	1519	1528		1545	
North Sheen (NSH)	d	1351				1421				1451				1521				
Mortlake (MTL)	d	1353				1423				1453				1523				
Hounslow (HOU)	d			1346					1416				1446				1516	
Isleworth (ISL)	d			1349					1419				1449				1519	
Syon Lane (SYL)	d			1351					1421				1451				1521	
Brentford (BFD)	d			1354					1424				1454				1524	
Kew Bridge (KWB)	d			1356					1426				1456				1526	
Chiswick (CHK)	d			1359					1429				1459				1529	
Barnes Bridge (BNI)	d			1401					1431				1501				1531	
Barnes (BNS)	d	1356		1404		1426		1434		1456		1504		1526		1534		
Putney (PUT)	d	1359	1404	1407		1429	1434	1437		1459	1504	1507		1529	1534	1537		
Wandsworth Town (WNT)	d	1402		1410		1432		1440		1502		1510		1532		1540		
Clapham Junction (CLJ)	10 d	1405	1409	1414	1424	1435	1439	1443	1454	1505	1509	1513	1524	1535	1539	1544	1554	
Queenstown Rd.(Battersea) (QRB)	d	1408		1417		1438		1446		1508		1516		1538		1547		
Vauxhall (VXH)	⊖ d	1412	1415	1420		1442	1445	1450		1512	1515	1520		1542	1545	1550		
London Waterloo (WAT)	⊖ 15 a	1416	1419	1426	1434	1446	1449	1456	1504	1516	1519	1526	1534	1546	1549	1556	1604	

Operator Train ID Days of operation/Notes	SW	SW	SW	SW	SW	SW	SW	SW	SW	SW	SW	SW	SW	SW	SW	SW	SW	
	2K39 W	2U46 C	2S46 B	2C48 D	2K41 W	2U48 C	2S48 B	2C50 D	2K43 W	2U50 C	2S50 B	2C52 D	2K45 W	2U52 C	2S52 B	2C54 D		
Kingston (KNG)	d	1529				1559				1629			1659					
Hampton Wick (HMW)	d	1531				1601				1631			1701					
Teddington (TED)	d	1535				1605				1635			1705					
Strawberry Hill (STW)	d	1538				1608				1638			1708					
Staines (SNS)	d		1538	1533	1559		1608	1603	1629		1638	1633	1659		1708	1703	1729	
Ashford (Middlesex) (AFS)	d		1541	1536			1611	1606			1641	1636			1711	1706		
Feltham (FEL)	d		1546	1541	1605			1616	1611	1635		1646	1641	1705		1716	1711	1735
Whitton (WTN)	d		1550					1620				1650			1720			
Twickenham (TWI)	d	1543	1553		1611	1613	1623		1641	1643	1653		1711	1713	1723		1741	
St Margarets (SMG)	d	1545				1615	1619	1628		1645	1649	1658		1715	1719	1728		1745
Richmond (RMD)	⊖ d	1549	1558		1615	1619	1628		1645	1649	1658		1715	1719	1728		1745	
North Sheen (NSH)	d	1551				1621				1651				1721				
Mortlake (MTL)	d	1553				1623				1653				1723				
Hounslow (HOU)	d			1546					1616				1646				1716	
Isleworth (ISL)	d			1549					1619				1649				1719	
Syon Lane (SYL)	d			1551					1621				1651				1721	
Brentford (BFD)	d			1554					1624				1654				1724	
Kew Bridge (KWB)	d			1556					1626				1656				1726	
Chiswick (CHK)	d			1559					1629				1659				1729	
Barnes Bridge (BNI)	d			1601					1631				1701				1731	
Barnes (BNS)	d	1556		1604		1626		1634		1656		1704		1726		1734		
Putney (PUT)	d	1559	1604	1607		1629	1634	1637		1659	1704	1707		1729	1734	1737		
Wandsworth Town (WNT)	d	1602		1610		1632		1640		1702		1710		1732		1740		
Clapham Junction (CLJ)	10 d	1605	1609	1613	1624	1635	1639	1643	1654	1705	1709	1713	1724	1735	1739	1743	1754	
Queenstown Rd.(Battersea) (QRB)	d	1608		1616		1638		1646		1708		1716		1738		1746		
Vauxhall (VXH)	⊖ d	1612	1615	1620		1642	1645	1650		1712	1715	1720		1742	1745	1750		
London Waterloo (WAT)	⊖ 15 a	1616	1619	1626	1634	1646	1649	1656	1704	1716	1719	1726	1734	1746	1749	1756	1804	

NOTES (see introductory pages for explanation of train operator codes and standard symbols)

- a Arrival time
- d Departure time
- B From Weybridge or Woking via Chertsey, see table 151
- C From Windsor & Eton Riverside, see table 151
- D From Reading, see table 151
- W From London Waterloo via Wimbledon, see table 161

Kingston, Twickenham, Richmond, Hounslow and Putney to London

Saturdays

Operator Train ID Days of operation/Notes	SW	SW	SW	SW	SW	SW	SW	SW	SW	SW	SW	SW	SW	SW	SW	SW	SW			
	2K47 W	2U54 C	2S54 B	2C56 D	2K49 W	2U56 C	2S56 B	2C58 D	2K51 W	2U58 C	2S58 B	2C60 D	2K53 W	2U60 C	2S60 B	2C62 D				
Kingston (KNG)	d	1729				1759				1829				1859						
Hampton Wick (HMW)	d	1731				1801				1831				1901						
Teddington (TED)	d	1735				1805				1835				1905						
Strawberry Hill (STW)	d	1738				1808				1838				1908						
Staines (SNS)	d		1738	1733	1759			1808	1803	1829			1838	1833	1859		1908	1903	1929	
Ashford (Middlesex) (AFS)	d		1741	1736				1811	1806				1841	1836			1911	1906		
Feltham (FEL)	d		1746	1741	1805			1816	1811	1835			1846	1841	1905		1916	1911	1935	
Whitton (WTN)	d		1750					1820					1850				1920			
Twickenham (TWI)	d	1743	1753		1811	1813	1823		1841	1843	1853		1911	1913	1923				1941	
St Margarets (SMG)	d	1745				1815				1845				1915			1919	1928		1945
Richmond (RMD)	⊖ d	1749	1758		1815	1819	1828		1845	1849	1858		1915	1919	1928					1945
North Sheen (NSH)	d	1751				1821				1851				1921						
Mortlake (MTL)	d	1753				1823				1853				1923						
Hounslow (HOU)	d			1746					1816					1846						1916
Isleworth (ISL)	d			1749					1819					1849						1919
Syon Lane (SYL)	d			1751					1821					1851						1921
Brentford (BFD)	d			1754					1824					1854						1924
Kew Bridge (KWB)	d			1756					1826					1856						1926
Chiswick (CHK)	d			1759					1829					1859						1929
Barnes Bridge (BNI)	d			1801					1831					1901						1931
Barnes (BNS)	d	1756		1804		1826		1834		1856			1904	1904		1926		1934		
Putney (PUT)	d	1759	1804	1807		1829	1834	1837		1859	1904	1907		1929	1934	1937				
Wandsworth Town (WNT)	d	1802		1810		1832		1840		1902		1910		1932		1940				
Clapham Junction (CLJ)	10 d	1805	1809	1813	1824	1835	1839	1843	1854	1905	1909	1913	1924	1935	1939	1943	1954			
Queenstown Rd.(Battersea) (QRB)	d	1808		1816		1838		1846		1908		1916		1938		1946				
Vauxhall (VXH)	⊖ d	1812	1815	1820		1842	1845	1850		1912	1915	1920		1942	1945	1950				
London Waterloo (WAT)	⊖ 15 a	1816	1819	1826	1834	1846	1849	1856	1904	1916	1919	1926	1934	1946	1949	1956	2004			

Operator Train ID Days of operation/Notes	SW	SW	SW	SW	SW	SW	SW	SW	SW	SW	SW	SW	SW	SW	SW	SW	SW			
	2K55 W	2U62 C	2S62 B	2C64 D	2K57 W	2U64 C	2S64 B	2C66 D	2K59 W	2U66 C	2S66 B	2C68 D	2K61 W	2U68 C	2S68 B	2C70 D				
Kingston (KNG)	d	1929				1959				2029				2059						
Hampton Wick (HMW)	d	1931				2001				2031				2101						
Teddington (TED)	d	1935				2005				2035				2105						
Strawberry Hill (STW)	d	1938				2008				2038				2108						
Staines (SNS)	d		1938	1933	1959			2008	2003	2029			2038	2033	2059		2108	2103	2129	
Ashford (Middlesex) (AFS)	d		1941	1936				2011	2006				2041	2036			2111	2106		
Feltham (FEL)	d		1946	1941	2005			2016	2011	2035			2046	2041	2105		2116	2111	2135	
Whitton (WTN)	d		1950					2020					2050				2120			
Twickenham (TWI)	d	1943	1953		2011	2013	2023		2041	2043	2053		2111	2113	2123				2141	
St Margarets (SMG)	d	1945				2015				2045				2115			2119	2128		2145
Richmond (RMD)	⊖ d	1949	1958		2015	2019	2028		2045	2049	2058		2115	2119	2128					2145
North Sheen (NSH)	d	1951				2021				2051				2121						
Mortlake (MTL)	d	1953				2023				2053				2123						
Hounslow (HOU)	d			1946					2016					2046						2116
Isleworth (ISL)	d			1949					2019					2049						2119
Syon Lane (SYL)	d			1951					2021					2051						2121
Brentford (BFD)	d			1954					2024					2054						2124
Kew Bridge (KWB)	d			1956					2026					2056						2126
Chiswick (CHK)	d			1959					2029					2059						2129
Barnes Bridge (BNI)	d			2001					2031					2101						2131
Barnes (BNS)	d	1956		2004		2026		2034		2056			2104	2104		2126		2134		
Putney (PUT)	d	1959	2004	2007		2029	2034	2037		2059	2104	2107		2129	2134	2137				
Wandsworth Town (WNT)	d	2002		2010		2032		2040		2102		2110		2132		2140				
Clapham Junction (CLJ)	10 d	2005	2009	2013	2024	2035	2039	2043	2054	2105	2109	2113	2124	2135	2139	2143	2154			
Queenstown Rd.(Battersea) (QRB)	d	2008		2016		2038		2046		2108		2116		2138		2146				
Vauxhall (VXH)	⊖ d	2012	2015	2020		2042	2045	2050		2112	2115	2120		2142	2145	2150				
London Waterloo (WAT)	⊖ 15 a	2016	2019	2026	2034	2046	2049	2056	2104	2116	2119	2126	2134	2146	2149	2156	2204			

NOTES (see introductory pages for explanation of train operator codes and standard symbols)

- a Arrival time
- d Departure time
- B From Weybridge or Woking via Chertsey, see table 151
- C From Windsor & Eton Riverside, see table 151
- D From Reading, see table 151
- W From London Waterloo via Wimbledon, see table 161

Kingston, Twickenham, Richmond, Hounslow and Putney to London

Saturdays

Operator Train ID Days of operation/Notes	SW	SW	SW	SW	SW	SW	SW	SW	SW	SW	SW	SW	SW	SW	SW	SW	SW
	2K63 W	2U70 C	2S70 B	2C72 D	2K65 W	2U72 C	2S72 B	2C74 D	2K67 W	2U74 C	2S74 B	2C76 D	2K69 W	2U76 C	2S76 B	2C78 D	
Kingston (KNG)	d	2129				2159				2229			2259				
Hampton Wick (HMW)	d	2131				2201				2231			2301				
Teddington (TED)	d	2135				2205				2235			2305				
Strawberry Hill (STW)	d	2138				2208				2238			2308				
Staines (SNS)	d		2138	2133	2159		2208	2203	2229		2238	2233	2259		2308	2303	2329
Ashford (Middlesex) (AFS)	d		2141	2136			2211	2206			2241	2236			2311	2306	
Feltham (FEL)	d		2146	2141	2205		2216	2211	2235		2246	2241	2305		2316	2311	2335
Whitton (WTN)	d		2150					2220			2250			2320			
Twickenham (TWI)	d	2143	2153		2211	2213	2223		2241	2243	2253		2311	2313	2323		2341
St Margarets (SMG)	d	2145				2215				2245				2315	2319		
Richmond (RMD)	⊖ d	2149	2158		2215	2219	2228		2245	2249	2258		2315	2319	2328		2345
North Sheen (NSH)	d	2151				2221				2251				2321			
Mortlake (MTL)	d	2153				2223				2253				2323			
Hounslow (HOU)	d			2146				2216				2246				2316	
Isleworth (ISL)	d			2149				2219				2249				2319	
Syon Lane (SYL)	d			2151				2221				2251				2321	
Brentford (BFD)	d			2154				2224				2254				2324	
Kew Bridge (KWB)	d			2156				2226				2256				2326	
Chiswick (CHK)	d			2159				2229				2259				2329	
Barnes Bridge (BNI)	d			2201				2231				2301				2331	
Barnes (BNS)	d	2156		2204		2226		2234		2256		2304		2326		2334	
Putney (PUT)	d	2159	2204	2207		2229	2234	2237		2259	2304	2307		2329	2334	2337	
Wandsworth Town (WNT)	d	2202		2210		2232		2240		2302		2310		2332		2340	
Clapham Junction (CLJ)	10 d	2205	2209	2213	2224	2235	2239	2243	2254	2305	2309	2313	2324	2335	2339	2343	2354
Queenstown Rd.(Battersea) (QRB)	d	2208		2217		2238		2246		2308		2316		2338		2346	
Vauxhall (VXH)	⊖ d	2212	2215	2220		2242	2245	2250		2312	2315	2320		2342	2344	2350	
London Waterloo (WAT)	⊖ 15 a	2216	2219	2226	2234	2246	2249	2256	2304	2316	2319	2326	2334	2346	2349	2354	0002

Operator Train ID Days of operation/Notes 1st Class/Reservations/Bus	SW	SW	SW	SW	SW	SW
	2K71 W	2S78 B	2U78 C	2K73 W	2C80 D	2S80 B
Kingston (KNG)	d	2329			2355	
Hampton Wick (HMW)	d	2331			2357	
Teddington (TED)	d	2335			2359	
Strawberry Hill (STW)	d	2338			0003	
Staines (SNS)	d		2333	2343		0002
Ashford (Middlesex) (AFS)	d		2336	2346		0009
Feltham (FEL)	d		2341	2351		0008
Whitton (WTN)	d			2355		
Twickenham (TWI)	d	2343		2358	0007	0014
St Margarets (SMG)	d	2345			0009	
Richmond (RMD)	⊖ d	2349		0004	0012	0018
North Sheen (NSH)	d	2351			0014	
Mortlake (MTL)	d	2353			0017	
Hounslow (HOU)	d		2346			0020
Isleworth (ISL)	d		2349			0023
Syon Lane (SYL)	d		2351			0025
Brentford (BFD)	d		2354			0027
Kew Bridge (KWB)	d		2356			0030
Chiswick (CHK)	d		2359			0032
Barnes Bridge (BNI)	d		0001			0035
Barnes (BNS)	d	2356	0004		0020	0037
Putney (PUT)	d	2359	0007	0010	0023	0040
Wandsworth Town (WNT)	d	0002	0010		0026	0043
Clapham Junction (CLJ)	10 d	0006	0013	0016	0029	0046
Queenstown Rd.(Battersea) (QRB)	d	0009	0016		0032	0050
Vauxhall (VXH)	⊖ d	0012	0020	0023	0035	0053
London Waterloo (WAT)	⊖ 15 a	0017	0026	0028	0040	0058

NOTES (see introductory pages for explanation of train operator codes and standard symbols)

- a Arrival time
- d Departure time
- B From Weybridge or Woking via Chertsey, see table 151
- C From Windsor & Eton Riverside, see table 151
- D From Reading, see table 151
- W From London Waterloo via Wimbledon, see table 161

Kingston, Twickenham, Richmond, Hounslow and Putney to London

Sundays

Operator Train ID Days of operation/Notes	SW	SW	SW	SW	SW	SW	SW	SW	SW	SW	SW	SW	SW	SW	SW	SW	
	2K05 W	2U14 C	2C14 A	2S14 B	2K09 W	2U18 C	1S18 B	2C18 D	2K13 W	2C20 D	2U22 C	1S22 B	2C22 D	1U24 C	2K17 W	2C24 D	
Kingston (KNG)	d	0649				0749				0849					0949		
Hampton Wick (HMW)	d	0651				0751				0851					0951		
Teddington (TED)	d	0656				0756				0855					0956		
Strawberry Hill (STW)	d	0659				0759				0858					0959		
Staines (SNS)	d		0716	0741	0721		0814	0821	0841		0910	0914	0921	0941	0945	1011	
Ashford (Middlesex) (AFS)	d		0719		0724		0817	0824				0917	0924		0948		
Feltham (FEL)	d		0724	0747	0729		0822	0829	0847		0916	0922	0929	0947	0953	1017	
Whitton (WTN)	d		0728				0826					0926			0957		
Twickenham (TWI)	d	0703	0732	0753		0803	0829		0853	0902	0923	0929		0953	1001	1003	1023
St Margarets (SMG)	d	0705	0734			0805	0831			0904		0931			1005		
Richmond (RMD)	⊖ d	0709	0737a	0757		0812c	0835		0857	0908	0927	0935		0957	1005	1009	1027
North Sheen (NSH)	d	0711				0814	0837			0910		0937			1011		
Mortlake (MTL)	d	0713				0816	0839			0912		0939			1013		
Hounslow (HOU)	d				0749f			0834					0935				
Isleworth (ISL)	d				0752			0837					0938				
Syon Lane (SYL)	d				0755			0839					0940				
Brentford (BFD)	d				0757			0842					0942				
Kew Bridge (KWB)	d				0800			0844					0945				
Chiswick (CHK)	d				0803			0847					0947				
Barnes Bridge (BNI)	d				0807			0849					0950				
Barnes (BNS)	d	0716			0810	0819	0842	0851		0915		0942	0953		1016		
Putney (PUT)	d	0719		0809	0813	0822	0845	0854	0904	0918	0934	0945	0956	1004	1014	1019	1034
Wandsworth Town (WNT)	d	0722			0816	0825	0848	0857		0921		0948	0959		1022		
Clapham Junction (CLJ)	10 d	0725a		0815	0819	0828	0851	0900	0908	0924	0938	0951	1002	1008	1018	1025	1038
Queenstown Rd.(Battersea) (QRB)	d				0822	0831	0854	0904		0927		0954	1005		1028		
Vauxhall (VXH)	⊖ d			0820	0825	0835	0858	0907	0914	0931	0944	0958	1008	1014	1024	1032	1044
London Waterloo (WAT)	⊖ 15 a			0827	0830	0841	0906	0915	0920	0937	0950	1006	1015	1020	1029	1036	1050

Operator Train ID Days of operation/Notes	SW	SW	SW	SW	SW	SW	SW	SW	SW	SW	SW	SW	SW	SW	SW	SW	
	2U26 C	1S26 B	2C26 D	1U28 C	2K21 W	2C28 D	2U30 C	1S30 B	2C30 D	1U32 C	2K25 W	2C32 D	2U34 C	1S34 B	2R27 H	2C34 D	
Kingston (KNG)	d				1049						1149				1235		
Hampton Wick (HMW)	d				1051						1151				1237		
Teddington (TED)	d				1056						1156				1240		
Strawberry Hill (STW)	d				1059						1159				1243		
Staines (SNS)	d	1016	1021	1041	1045		1111	1116	1121	1141	1145		1211	1216	1221	1241	
Ashford (Middlesex) (AFS)	d	1019	1024		1048			1119	1124		1148			1219	1224		
Feltham (FEL)	d	1024	1029	1047	1053		1117	1124	1129	1147	1153		1217	1224	1229	1247	
Whitton (WTN)	d	1028			1057			1128			1157			1228			
Twickenham (TWI)	d	1032		1053	1101	1103	1123	1132		1153	1201	1203	1223	1232		1246a	1253
St Margarets (SMG)	d	1034				1105		1134			1205			1234		↔	
Richmond (RMD)	⊖ d	1037		1057	1105	1109	1127	1137		1157	1205	1209	1227	1237		↔	1257
North Sheen (NSH)	d	1039				1111		1139			1211			1239			
Mortlake (MTL)	d	1042				1113		1142			1213			1242			
Hounslow (HOU)	d		1035					1135							1235		
Isleworth (ISL)	d		1038					1138							1238		
Syon Lane (SYL)	d		1040					1140							1240		
Brentford (BFD)	d		1042					1142							1242		
Kew Bridge (KWB)	d		1045					1145							1245		
Chiswick (CHK)	d		1047					1147							1247		
Barnes Bridge (BNI)	d		1050					1150							1250		
Barnes (BNS)	d	1045	1053			1116		1145	1153			1216		1245	1253		
Putney (PUT)	d	1048	1056	1104	1114	1119	1134	1148	1156	1204	1214	1219	1234	1248	1256		1304
Wandsworth Town (WNT)	d	1051	1059			1122		1151	1159			1222		1251	1259		
Clapham Junction (CLJ)	10 d	1053	1102	1108	1118	1125	1138	1153	1202	1208	1218	1225	1238	1253	1302		1308
Queenstown Rd.(Battersea) (QRB)	d	1057	1105			1128		1157	1205			1228		1257	1305		
Vauxhall (VXH)	⊖ d	1100	1108	1114	1124	1132	1144	1200	1208	1214	1224	1232	1244	1300	1308		1314
London Waterloo (WAT)	⊖ 15 a	1105	1113	1120	1129	1136	1150	1205	1213	1218	1229	1236	1248	1305	1313		1318

NOTES (see introductory pages for explanation of train operator codes and standard symbols)

- a Arrival time
- d Departure time
- c Arrives 4 minutes earlier
- f Arrives 15 minutes earlier
- A From Ascot, see table 151
- B From Woking or Weybridge via Chertsey, see table 151
- C From Windsor & Eton Riverside, see table 151
- D From Reading, see table 151
- H To London Waterloo via Hounslow
- W From London Waterloo via Wimbledon, see table 161

Kingston, Twickenham, Richmond, Hounslow and Putney to London

Sundays

Operator Train ID Days of operation/Notes	SW	SW	SW	SW	SW	SW	SW	SW	SW	SW	SW	SW	SW	SW	SW	SW
	1U36 C	2K29 W	2R27 K	2C36 D	2U38 C	1S38 B	2R31 H	2C38 D	1U40 C	2K33 W	2R31 K	2C40 D	2U42 C	1S42 B	2R35 H	2C42 D
Kingston (KNG)	d		1249					1335			1349					1435
Hampton Wick (HMW)	d		1251					1337			1351					1437
Teddington (TED)	d		1256					1340			1356					1440
Strawberry Hill (STW)	d		1259					1343			1359					1443
Staines (SNS)	d	1245			1311	1316	1321		1341	1345			1411	1416	1421	1441
Ashford (Middlesex) (AFS)	d	1248				1319	1324			1348				1419	1424	
Feltham (FEL)	d	1253		←	1317	1324	1329		1347	1353		←	1417	1424	1429	1447
Whitton (WTN)	d	1257		1259		1328			1357	1357		1359		1428		
Twickenham (TWI)	d	1301	1303	1256w	1323	1332		1346a	1353	1401	1403	1356w	1423	1432		1446a
St Margarets (SMG)	d		1305			1334		↳			1405			1434		↳
Richmond (RMD)	⊖ d	1305	1309		1327	1337			1357	1405	1408		1427	1437		1457
North Sheen (NSH)	d		1311			1339					1410			1439		
Mortlake (MTL)	d		1313			1342					1413			1442		
Hounslow (HOU)	d			1305				1335				1405			1435	
Isleworth (ISL)	d			1308				1338				1408			1438	
Syon Lane (SYL)	d			1310				1340				1410			1440	
Brentford (BFD)	d			1312				1342				1412			1442	
Kew Bridge (KWB)	d			1315				1345				1415			1445	
Chiswick (CHK)	d			1317				1347				1417			1447	
Barnes Bridge (BNI)	d			1320				1350				1420			1450	
Barnes (BNS)	d		1316	1323		1345	1353				1416	1423		1445	1453	
Putney (PUT)	d	1314	1319	1326	1334	1348	1356		1404	1414	1419	1426	1434	1448	1456	1504
Wandsworth Town (WNT)	d		1322	1329		1351	1359				1422	1429		1451	1459	
Clapham Junction (CLJ)	10 d	1318	1325	1332	1338	1354	1402		1408	1418	1425	1432	1438	1454	1502	1508
Queenstown Rd.(Battersea) (QRB)	d		1328	1335		1357	1405				1428	1435		1457	1505	
Vauxhall (VXH)	⊖ d	1324	1332	1338	1344	1400	1408		1414	1424	1432	1438	1444	1500	1508	1514
London Waterloo (WAT)	⊖ 15 a	1329	1336	1343	1348	1405	1413		1423	1429	1441	1443	1456	1505	1513	1518

Operator Train ID Days of operation/Notes	SW	SW	SW	SW	SW	SW	SW	SW	SW	SW	SW	SW	SW	SW	SW	SW
	1U44 C	2K37 W	2R35 K	2C44 D	2U46 C	1S46 B	2R39 H	2C46 D	1U48 C	2K41 W	2R39 K	2C48 D	2U50 C	1S50 B	2R43 H	2C50 D
Kingston (KNG)	d		1449					1535			1549					1635
Hampton Wick (HMW)	d		1451					1537			1551					1637
Teddington (TED)	d		1456					1540			1556					1640
Strawberry Hill (STW)	d		1459					1543			1559					1643
Staines (SNS)	d	1445			1511	1516	1521		1541	1545			1611	1616	1621	1641
Ashford (Middlesex) (AFS)	d	1448				1519	1524			1548				1619	1624	
Feltham (FEL)	d	1453		←	1517	1524	1529		1547	1553		←	1617	1624	1629	1647
Whitton (WTN)	d	1457		1459		1528			1557	1557		1559		1628		
Twickenham (TWI)	d	1501	1503	1456w	1523	1532		1546a	1553	1601	1603	1556w	1623	1632		1646a
St Margarets (SMG)	d		1505			1534		↳			1605			1634		↳
Richmond (RMD)	⊖ d	1505	1509		1527	1537			1557	1605	1609		1627	1637		1657
North Sheen (NSH)	d		1511			1539					1611			1639		
Mortlake (MTL)	d		1513			1542					1613			1642		
Hounslow (HOU)	d			1505				1535				1605			1635	
Isleworth (ISL)	d			1508				1538				1608			1638	
Syon Lane (SYL)	d			1510				1540				1610			1640	
Brentford (BFD)	d			1512				1542				1612			1642	
Kew Bridge (KWB)	d			1515				1545				1615			1645	
Chiswick (CHK)	d			1517				1547				1617			1647	
Barnes Bridge (BNI)	d			1520				1550				1620			1650	
Barnes (BNS)	d		1516	1523		1545	1553				1616	1623		1645	1653	
Putney (PUT)	d	1514	1519	1526	1534	1548	1556		1604	1614	1619	1626	1634	1648	1656	1704
Wandsworth Town (WNT)	d		1522	1529		1551	1559				1622	1629		1651	1659	
Clapham Junction (CLJ)	10 d	1518	1525	1532	1538	1554	1602		1608	1618	1625	1632	1638	1654	1702	1708
Queenstown Rd.(Battersea) (QRB)	d		1528	1535		1557	1605				1628	1635		1657	1705	
Vauxhall (VXH)	⊖ d	1524	1532	1538	1544	1600	1608		1614	1624	1632	1638	1644	1700	1708	1714
London Waterloo (WAT)	⊖ 15 a	1529	1536	1543	1548	1605	1613		1618	1629	1636	1643	1648	1705	1713	1718

NOTES (see introductory pages for explanation of train operator codes and standard symbols)

- a Arrival time
- d Departure time
- w Via Whitton. Arrives 10 minutes earlier
- B From Woking or Weybridge via Chertsey, see table 151
- C From Windsor & Eton Riverside, see table 151
- D From Reading, see table 151
- H To London Waterloo via Hounslow
- K From Kingston
- W From London Waterloo via Wimbledon, see table 161

Kingston, Twickenham, Richmond, Hounslow and Putney to London

Sundays

Operator Train ID Days of operation/Notes		SW 2R43 K	SW 1U52 C	SW 2K45 W	SW 2C52 D	SW 2U54 C	SW 1S54 B	SW 2R47 H	SW 2C54 D	SW 2R47 K	SW 1U56 C	SW 2K49 W	SW 2C56 D	SW 2U58 C	SW 1S58 B	SW 2R51 H	SW 2C58 D
Kingston (KNG)	d			1649				1735				1749				1835	
Hampton Wick (HMW)	d			1651				1737				1751				1837	
Teddington (TED)	d			1656				1740				1756				1840	
Strawberry Hill (STW)	d			1659				1743				1759				1843	
Staines (SNS)	d		1645		1711	1716	1721		1741		1745		1811	1816	1821		1841
Ashford (Middlesex) (AFS)	d		1648			1719	1724				1748			1819	1824		
Feltham (FEL)	d	←	1653		1717	1724	1729		1747	←	1753		1817	1824	1829		1847
Whitton (WTN)	d	1659	1657			1728				1759	1757					1828	
Twickenham (TWI)	d	1656w	1701	1703	1723	1732		1746a	1753	1756w	1801	1803	1823	1832		1846a	1853
St Margarets (SMG)	d			1705		1734		↳				1805		1834		↳	
Richmond (RMD)	⊖	d	1705	1709	1727	1737			1757		1805	1809	1827	1837			1857
North Sheen (NSH)	d			1711		1739						1811		1839			
Mortlake (MTL)	d			1713		1742						1813		1842			
Hounslow (HOU)	d	1705					1735			1805						1835	
Isleworth (ISL)	d	1708					1738			1808						1838	
Syon Lane (SYL)	d	1710					1740			1810						1840	
Brentford (BFD)	d	1712					1742			1812						1842	
Kew Bridge (KWB)	d	1715					1745			1815						1845	
Chiswick (CHK)	d	1717					1747			1817						1847	
Barnes Bridge (BNI)	d	1720					1750			1820						1850	
Barnes (BNS)	d	1723		1716		1745	1753			1823		1816		1845	1853		
Putney (PUT)	d	1726	1714	1719	1734	1748	1756		1804	1826	1814	1819	1834	1848	1856		1904
Wandsworth Town (WNT)	d		1729	1722		1751	1759			1829		1822		1851	1859		
Clapham Junction (CLJ)	10 d	1732	1718	1725	1738	1754	1802		1808	1832	1818	1825	1838	1854	1902		1908
Queenstown Rd.(Battersea) (QRB)	d		1735	1728		1757	1805			1835		1828		1857	1905		
Vauxhall (VXH)	⊖	d	1738	1724	1732	1744	1800	1808		1814	1838	1824	1832	1844	1900	1908	1914
London Waterloo (WAT)	⊖ 15 a	1743	1729	1736	1748	1805	1813		1818	1843	1829	1836	1848	1905	1913		1918

Operator Train ID Days of operation/Notes		SW 2R51 K	SW 1U60 C	SW 2K53 W	SW 2C60 D	SW 2U62 C	SW 1S62 B	SW 2R55 H	SW 2C62 D	SW 2R55 K	SW 1U64 C	SW 2K57 W	SW 2C64 D	SW 2U66 C	SW 1S66 B	SW 2R59 H	SW 2C66 D
Kingston (KNG)	d			1849				1935				1949				2035	
Hampton Wick (HMW)	d			1851				1937				1951				2037	
Teddington (TED)	d			1856				1940				1956				2040	
Strawberry Hill (STW)	d			1859				1943				1959				2043	
Staines (SNS)	d		1845		1911	1916	1921		1941		1945		2011	2016	2021		2041
Ashford (Middlesex) (AFS)	d		1848			1919	1924				1948			2019	2024		
Feltham (FEL)	d	←	1853		1917	1924	1929		1947	←	1953		2017	2024	2029		2047
Whitton (WTN)	d	1859	1857			1928				1959	1957					2028	
Twickenham (TWI)	d	1856w	1901	1903	1923	1932		1946a	1953	1956w	2001	2003	2023	2032		2046a	2053
St Margarets (SMG)	d			1905		1934		↳				2005		2034		↳	
Richmond (RMD)	⊖	d	1905	1909	1927	1937			1957		2005	2009	2027	2037			2057
North Sheen (NSH)	d			1911		1939						2011		2039			
Mortlake (MTL)	d			1913		1942						2013		2042			
Hounslow (HOU)	d	1905					1935			2005						2035	
Isleworth (ISL)	d	1908					1938			2008						2038	
Syon Lane (SYL)	d	1910					1940			2010						2040	
Brentford (BFD)	d	1912					1942			2012						2042	
Kew Bridge (KWB)	d	1915					1945			2015						2045	
Chiswick (CHK)	d	1917					1947			2017						2047	
Barnes Bridge (BNI)	d	1920					1950			2020						2050	
Barnes (BNS)	d	1923		1916		1945	1953			2023		2016		2045	2053		
Putney (PUT)	d	1926	1914	1919	1934	1948	1956		2004	2026	2014	2019	2034	2048	2056		2104
Wandsworth Town (WNT)	d		1929	1922		1951	1959			2029		2022		2051	2059		
Clapham Junction (CLJ)	10 d	1932	1918	1925	1938	1954	2002		2008	2032	2018	2025	2038	2054	2102		2108
Queenstown Rd.(Battersea) (QRB)	d		1935	1928		1957	2005			2035		2028		2057	2105		
Vauxhall (VXH)	⊖	d	1938	1924	1932	1944	2000	2008		2014	2038	2024	2032	2044	2100	2108	2114
London Waterloo (WAT)	⊖ 15 a	1943	1929	1936	1948	2005	2013		2018	2043	2029	2036	2048	2105	2113		2118

NOTES (see introductory pages for explanation of train operator codes and standard symbols)

- a Arrival time
- d Departure time
- w Via Whitton. Arrives 10 minutes earlier
- B From Woking or Weybridge via Chertsey, see table 151
- C From Windsor & Eton Riverside, see table 151
- D From Reading, see table 151
- H To London Waterloo via Hounslow
- K From Kingston
- W From London Waterloo via Wimbledon, see table 161

Kingston, Twickenham, Richmond, Hounslow and Putney to London

Sundays

Operator Train ID Days of operation/Notes		SW 2R59 K	SW 1U68 C	SW 2K61 W	SW 2C68 D	SW 2U70 C	SW 1S70 B	SW 2R63 H	SW 2C70 D	SW 2R63 K	SW 2K65 W	SW 2C72 D	SW 2U74 C	SW 1S74 B	SW 2R67 H	SW 2C74 D	SW 2R67 K
Kingston (KNG)	d			2049				2135			2149					2235	
Hampton Wick (HMW)	d			2051				2137			2151					2237	
Teddington (TED)	d			2056				2140			2156					2240	
Strawberry Hill (STW)	d			2059				2143			2159					2243	
Staines (SNS)	d		2045		2111	2116	2121		2141			2211	2216	2221		2241	
Ashford (Middlesex) (AFS)	d		2048			2119	2124						2219	2224			
Feltham (FEL)	d	←	2053		2117	2124	2129		2147	←		2217	2224	2229		2247	←
Whitton (WTN)	d	2059	2057			2128				2159			2228				2259
Twickenham (TWI)	d	2056w	2101	2103	2123	2132		2146a	2153	2156w	2203	2223	2232		2246a	2253	2256w
St Margarets (SMG)	d			2105		2134		←			2205		2234		←		
Richmond (RMD)	⊖ d		2105	2109	2127	2137			2157		2209	2227	2237			2257	
North Sheen (NSH)	d			2111		2139					2211		2239				
Mortlake (MTL)	d			2113		2142					2213		2242				
Hounslow (HOU)	d	2105					2135			2205				2235			2305
Isleworth (ISL)	d	2108					2138			2208				2238			2308
Syon Lane (SYL)	d	2110					2140			2210				2240			2310
Brentford (BFD)	d	2112					2142			2212				2242			2312
Kew Bridge (KWB)	d	2115					2145			2215				2245			2315
Chiswick (CHK)	d	2117					2147			2217				2247			2317
Barnes Bridge (BNI)	d	2120					2150			2220				2250			2320
Barnes (BNS)	d	2123		2116		2145	2153			2223	2216		2245	2253			2323
Putney (PUT)	d	2126	2114	2119	2134	2148	2156		2204	2226	2219	2234	2248	2256		2304	2326
Wandsworth Town (WNT)	d	2129		2122		2151	2159			2229	2222		2251	2259			2329
Clapham Junction (CLJ)	10 d	2132	2118	2125	2138	2154	2202		2208	2232	2225	2238	2254	2302		2308	2332
Queenstown Rd.(Battersea) (QRB)	d	2135		2128		2157	2205			2235	2228		2257	2305			2335
Vauxhall (VXH)	⊖ d	2138	2124	2132	2144	2200	2208		2214	2238	2232	2244	2300	2308		2314	2338
London Waterloo (WAT)	⊖ 15 a	2143	2129	2136	2148	2205	2213		2218	2243	2236	2248	2305	2313		2318	2343

Operator Train ID Days of operation/Notes		SW 2K69 W	SW 2C76 D	SW 2U78 C	SW 1S78 B	SW 2C78 D
Kingston (KNG)	d	2249				
Hampton Wick (HMW)	d	2251				
Teddington (TED)	d	2256				
Strawberry Hill (STW)	d	2259				
Staines (SNS)	d		2311	2316	2321	2341
Ashford (Middlesex) (AFS)	d			2319	2324	
Feltham (FEL)	d		2317	2324	2329	2347
Whitton (WTN)	d			2328		
Twickenham (TWI)	d	2303	2323	2332		2354
St Margarets (SMG)	d	2305		2334		
Richmond (RMD)	⊖ d	2309	2327	2337		2358
North Sheen (NSH)	d	2311		2339		
Mortlake (MTL)	d	2313		2342		
Hounslow (HOU)	d				2335	
Isleworth (ISL)	d				2338	
Syon Lane (SYL)	d				2340	
Brentford (BFD)	d				2342	
Kew Bridge (KWB)	d				2345	
Chiswick (CHK)	d				2347	
Barnes Bridge (BNI)	d				2350	
Barnes (BNS)	d	2316		2345	2353	
Putney (PUT)	d	2319	2334	2348	2356	0005
Wandsworth Town (WNT)	d	2322		2351	2359	
Clapham Junction (CLJ)	10 d	2325	2338	2356g	0002	0009
Queenstown Rd.(Battersea) (QRB)	d	2328		2359	0005	
Vauxhall (VXH)	⊖ d	2332	2344	0004	0008	0015
London Waterloo (WAT)	⊖ 15 a	2336	2348	0008	0014	0019

NOTES (see introductory pages for explanation of train operator codes and standard symbols)

- a Arrival time
- d Departure time
- g Arrives 3 minutes earlier
- w Via Whitton. Arrives 10 minutes earlier
- B From Woking or Weybridge via Chertsey, see table 151
- C From Windsor & Eton Riverside, see table 151
- D From Reading, see table 151
- H To London Waterloo via Hounslow
- K From Kingston
- W From London Waterloo via Wimbledon, see table 161