

Cardiff, Newport and Bristol to Gloucester, Cheltenham Spa, Worcester, Great Malvern, Birmingham, Derby and Nottingham

Mondays to Fridays

Operator Train ID Days of operation/Notes 1st Class/Reservations/Bus Catering facilities	GW 2G90 MO A	AW 2G76 MX B	GW 2G93 MX A	GW 2G79	GW 2E48	XC 1L98 D P◇	XC 1S35 C P◇	XC 1L98 D P◇	GW 2E48	AW 2G42	GW 1G01 A P	XC 1M21 E P◇	XC 1M00 P◇	GW 2E50	XC 1S37 F P◇	AW 2G44 G	GW 1G03 H P
Cardiff Central (CDF) 7 d										0610			0640			0705	
Newport (South Wales) (NWP) d										0624			0654			0720	
Severn Tunnel Jn (STJ) d										0634			0704			0730	
Caldicot (CDT) d										0637			0707			0733	
Chepstow (CPW) d		0003								0645			0715			0741	
Lydney (LYD) d		0011								0654			0724			0750	
Bristol Temple Meads (BRI) 10 d					0610	0625	0635					0700		0710	0735		
Filton Abbey Wood (FIT) d					0617									0720			
Bristol Parkway (BPW) 7 d					0622	0634	0644					0709		0724	0744		
Yate (YAE) d					0632									0733			
Cam & Dursley (CDU) d					0644												
Gloucester (GCR) 7 a		0033			0659	0704		←	←	0714			0744	0801		0810	
Gloucester (GCR) 7 d	0004		0034	0604	0712	0708		0708	0712	0717	0725		0745			0811	0824
Cheltenham Spa (CNM) a	0013		0043	0613	←	←		0712	0717	0722	0728	0733	0738		0813	0821	0832
Cheltenham Spa (CNM) d				0615				0714	0718	0723		0735	0740		0815		
Ashchurch for Tewkesbury (ASC) d				0623					0726	0733				0803			
Worcestershire Parkway (WOP) d									0737					0814			
Worcester Shrub Hill (WOS) 7 a				0640						0750		0800					
Worcester Foregate Street (WOF) 7 a				0643													
Malvern Link (MVL) a																	
Great Malvern (GMV) a																	
University (UNI) a								0808					0838				
Birmingham New Street (BHM) 12 a								0755	0816			0819	0845		0855		
Derby (DBY) 6 a								0840					0932		0936		
Nottingham (NOT) 8 a													1003				

Operator Train ID Days of operation/Notes 1st Class/Reservations/Bus Catering facilities	GW 2E51	XC 1M25 E P◇	XC 1M92 P◇	GW 2M81 J	GW 2E52	XC 1S39 F P◇	GW 1G05 H P	GW 2E53 K P	GW 2E53 L	XC 1M29 E P◇	GW 2E53 K P	GW 2E53 L	XC 1M01 P◇	GW 2V54 M	XC 1S41 F P◇	AW 2G48	GW 1G07 H P
Cardiff Central (CDF) 7 d			0745										0845			0908	
Newport (South Wales) (NWP) d			0801										0900			0923	
Severn Tunnel Jn (STJ) d																0933	
Caldicot (CDT) d																0936	
Chepstow (CPW) d													0919			0944	
Lydney (LYD) d			0827													0953	
Bristol Temple Meads (BRI) 10 d	0740	0758			0806	0835		0840	0840	0900				0913	0932		
Filton Abbey Wood (FIT) d	0748				0816			0848	0848					0921			
Bristol Parkway (BPW) 7 d	0752	0809			0822	0844		0852	0852	0909				0926	0944		
Yate (YAE) d	0801				0831			0901	0901					0935			
Cam & Dursley (CDU) d	0813							0913	0913								
Gloucester (GCR) 7 a	0830		0847		0859			0929	0929		←	←	0946	1002		1013	
Gloucester (GCR) 7 d			0849	0854		0921	0935	0935		0935	0935		0949			1017	1021
Cheltenham Spa (CNM) a		0839	0857	0903		0914	0930	←	←	0939	0946	0946	0958		1013	1026	1031
Cheltenham Spa (CNM) d		0840	0859	0904		0915				0940	0947	0947	0959		1015		
Ashchurch for Tewkesbury (ASC) d				0912							0955	0955					
Worcestershire Parkway (WOP) d			0914										1014				
Worcester Shrub Hill (WOS) 7 a				0928							1014	1014					
Worcester Foregate Street (WOF) 7 a				0947							1018	1018					
Malvern Link (MVL) a																	
Great Malvern (GMV) a																	
University (UNI) a			0938										1038				
Birmingham New Street (BHM) 12 a		0925	0945			0958				1024			1045		1055		
Derby (DBY) 6 a			1033			1038							1133		1136		
Nottingham (NOT) 8 a			1103										1204				

For the complete service between Cardiff, Newport and Severn Tunnel Junction see table 128

For the complete service between Bristol Temple Meads and Bristol Parkway see table 134

For the complete service between Worcester and Great Malvern or Birmingham see table 074

For the complete service between Birmingham, Derby and Nottingham see table 056

NOTES (see introductory pages for explanation of train operator codes and standard symbols)

- a Arrival time
- d Departure time
- A From Swindon, see table 125
- B From Maesteg, see table 126
- C To Edinburgh, see table 050
- D To Stansted Airport, see table 054
- E To Manchester Piccadilly, see table 050
- F From Plymouth to Edinburgh, see table 050
- G From Bridgend, see table 126
- H From London Paddington, see table 125
- J From Salisbury, see table 133
- K Runs until 8 September
- L Runs from 11 September
- M From Weymouth, see table 133
- MO Mondays only
- MX Not Mondays

Cardiff, Newport and Bristol to Gloucester, Cheltenham Spa, Worcester, Great Malvern, Birmingham, Derby and Nottingham

Mondays to Fridays

Operator Train ID Days of operation/Notes 1st Class/Reservations/Bus Catering facilities	GW 2E55	XC 1M33 E ◇ ♣	GW 2E55	XC 1M60 ◇ ♣	GW 2V57 M	XC 1S43 N ◇ ♣	AW 2G50 B	GW 1G09 H ◇ ♣	GW 2E57	XC 1M37 E ◇ ♣	GW 2E57	XC 1M94 ◇ ♣	GW 2E58 P	XC 1S45 Q ◇ ♣	GW 1G11 H ◇ ♣	GW 2E91	XC 1M41 R ◇ ♣
Cardiff Central (CDF) 7 d				0945			1009					1045					
Newport (South Wales) (NWP) d				0959			1024					1101					
Severn Tunnel Jn (STJ) d							1034										
Caldicot (CDT) d							1037										
Chepstow (CPW) d				1016			1045										
Lydney (LYD) d							1054					1125					
Bristol Temple Meads (BRI) 10 d	0938	1000			1007	1035			1038	1100			1107	1135		1138	1200
Filton Abbey Wood (FIT) d	0945				1015				1046				1114			1146	
Bristol Parkway (BPW) 7 d	0950	1009			1019	1044			1050	1109			1118	1144		1150	1209
Yate (YAE) d	0959				1028				1059				1127			1159	
Cam & Dursley (CDU) d	1011								1112							1211	
Gloucester (GCR) 7 a	1027		←	1047	1056		1114		1128		→	1145	1156			1227	
Gloucester (GCR) 7 d	1033		1033	1049			1117	1121	1138		1138	1149			1220	1235	
Cheltenham Spa (CNM) a	→	1038	1043	1058		1113	1127	1132	→	1139	1146	1158		1213	1231	→	1238
Cheltenham Spa (CNM) d		1040	1044	1059		1115				1140	1148	1159		1215			1240
Ashchurch for Tewkesbury (ASC) d			1052								1156						
Worcestershire Parkway (WOP) d				1114								1214					
Worcester Shrub Hill (WOS) 7 a			1113									1217					
Worcester Foregate Street (WOF) 7 a			1120									1221					
Malvern Link (MVL) a																	
Great Malvern (GMV) a																	
University (UNI) a				1138								1238					
Birmingham New Street (BHM) 12 a		1125		1145		1155				1225		1245		1255			1318
Derby (DBY) 6 a				1232		1241						1332		1339			
Nottingham (NOT) 8 a				1303								1403					

Operator Train ID Days of operation/Notes 1st Class/Reservations/Bus Catering facilities	GW 2E91	XC 1M64 ◇ ♣	GW 2V60 M	XC 1S47 N ◇ ♣	AW 2G54 B	GW 1G13 H ◇ ♣	GW 2E09 K ◇ ♣	GW 2E09 L	XC 1M45 E ◇ ♣	GW 2E09 K ◇ ♣	GW 2E09 L	XC 1M99 ◇ ♣	GW 2E62 S	AW 2G56 B	XC 1S49 F ◇ ♣	GW 1G15 H ◇ ♣	GW 2E63
Cardiff Central (CDF) 7 d		1145			1210								1245		1307		
Newport (South Wales) (NWP) d		1159			1225								1259		1322		
Severn Tunnel Jn (STJ) d					1236										1333		
Caldicot (CDT) d					1238										1336		
Chepstow (CPW) d					1247										1344		
Lydney (LYD) d					1255										1353		
Bristol Temple Meads (BRI) 10 d			1208	1235			1238	1238	1300				1308		1335		1339
Filton Abbey Wood (FIT) d			1215				1246	1246					1315				1347
Bristol Parkway (BPW) 7 d			1219	1244			1250	1250	1309				1319		1344		1351
Yate (YAE) d			1228				1259	1259					1328				1400
Cam & Dursley (CDU) d							1312	1312									1412
Gloucester (GCR) 7 a	←	1243	1257		1316		1328	1329		→	→	1345	1357	1413			1429
Gloucester (GCR) 7 d	1235	1245			1317	1322	1335	1335		1335	1335	1349				1420	1435
Cheltenham Spa (CNM) a	1243	1254		1313	1326	1331	→	→	1338	1344	1344	1358			1414	1428	→
Cheltenham Spa (CNM) d	1245	1255		1315					1340	1345	1345	1359			1415		
Ashchurch for Tewkesbury (ASC) d	1254	1303								1354	1354						
Worcestershire Parkway (WOP) d		1314										1414					
Worcester Shrub Hill (WOS) 7 a	1320									1412	1412						
Worcester Foregate Street (WOF) 7 a	1324									1416	1416						
Malvern Link (MVL) a																	
Great Malvern (GMV) a																	
University (UNI) a		1338										1438					
Birmingham New Street (BHM) 12 a		1345		1355					1427			1445			1455		
Derby (DBY) 6 a		1432		1438								1536			1538		
Nottingham (NOT) 8 a		1503										1604					

NOTES (see introductory pages for explanation of train operator codes and standard symbols)

- a Arrival time
- d Departure time
- B From Maesteg, see table 126
- E To Manchester Piccadilly, see table 050
- F From Plymouth to Edinburgh, see table 050
- H From London Paddington, see table 125
- K Runs until 8 September
- L Runs from 11 September
- M From Weymouth, see table 133
- N From Penzance to Edinburgh, see table 050
- P From Warminster, see table 133
- Q From Plymouth. Fridays to Aberdeen. Mondays to Thursdays to Edinburgh. See table 050
- R From Paignton to Manchester Piccadilly, see table 050
- S From Westbury, see table 133

Cardiff, Newport and Bristol to Gloucester, Cheltenham Spa, Worcester, Great Malvern, Birmingham, Derby and Nottingham

Mondays to Fridays

Operator	XC	GW	XC	GW	XC	GW	GW	XC	GW	XC	GW	XC	GW	XC	GW	XC	GW	
Train ID	1M49	2E63	1M68	2V64	1S51	1G17	2E67	1M53	2E67	1M98	2E66	1S53	2G60	1G19	2E69	1M93	2E69	
Days of operation/Notes	E			M	T	H		E			S	F	B	H		E		
1st Class/Reservations/Bus	◇		◇		◇	◇		◇		◇		◇		◇		◇		
Catering facilities	⌘		⌘		⌘	⌘		⌘		⌘		⌘		⌘		⌘		
Cardiff Central (CDF)	7 d		1345							1445			1508					
Newport (South Wales) (NWP)	d		1359							1459			1524					
Severn Tunnel Jn (STJ)	d												1534					
Caldicot (CDT)	d												1537					
Chepstow (CPW)	d									1519			1545					
Lydney (LYD)	d		1423										1554					
Bristol Temple Meads (BRI)	10 d	1400		1409	1435		1439	1500			1508	1535			1538	1600		
Filton Abbey Wood (FIT)	d			1416			1448				1518				1546			
Bristol Parkway (BPW)	7 d	1410		1420	1444		1454	1509			1522	1544			1551	1609		
Yate (YAE)	d			1429			1504				1531				1600			
Cam & Dursley (CDU)	d						1516								1613			
Gloucester (GCR)	7 a		←	1443	1456		1531		←	1546	1559		1614		1630		←	
Gloucester (GCR)	7 d		1435	1449		1521	1537	1549		1537	1549		1618	1624	1637		1637	
Cheltenham Spa (CNM)	a	1438	1444	1458		1514	1530	←	1538	1546	1558		1614	1627	1632	→	1638	1646
Cheltenham Spa (CNM)	d	1440	1445	1459		1515			1540	1548	1559		1615				1640	1650
Ashchurch for Tewkesbury (ASC)	d		1455							1556								1658
Worcestershire Parkway (WOP)	d		1514								1614							
Worcester Shrub Hill (WOS)	7 a		1513							1618								1716
Worcester Foregate Street (WOF)	7 a		1525							1622								
Malvern Link (MVL)	a																	
Great Malvern (GMV)	a																	
University (UNI)	a		1538								1638							
Birmingham New Street (BHM)	12 a	1526	1545	1555				1625			1645	1655					1724	
Derby (DBY)	6 a		1631	1640							1731	1737						
Nottingham (NOT)	8 a		1704								1804							

Operator	XC	GW	XC	AW	GW	GW	GW	XC	GW	GW	XC	GW	XC	AW	GW	GW	XC
Train ID	1M73	2V68	1S55	2G62	1G21	2E70	2E70	1M61	2E70	2E70	1M75	2E71	1E63	2G64	1G23	2E72	1M65
Days of operation/Notes		M	F	B	H	K	L	R	K	L		S	U	B	H		
1st Class/Reservations/Bus	◇		◇		◇	◇		◇	◇	◇	◇		◇		◇		◇
Catering facilities	⌘		⌘		⌘	⌘		⌘	⌘	⌘	⌘		⌘		⌘		⌘
Cardiff Central (CDF)	7 d	1544		1608									1645			1708	
Newport (South Wales) (NWP)	d	1559		1623									1659			1723	
Severn Tunnel Jn (STJ)	d			1633											1734		
Caldicot (CDT)	d			1636											1736		
Chepstow (CPW)	d	1616		1644											1745		
Lydney (LYD)	d			1653									1725		1753		
Bristol Temple Meads (BRI)	10 d	1608	1635			1639	1639	1700				1708	1735			1738	1800
Filton Abbey Wood (FIT)	d	1615				1649	1649					1716				1746	
Bristol Parkway (BPW)	7 d	1619	1644			1656	1656	1709				1720	1744			1750	1810
Yate (YAE)	d	1628				1705	1705					1729				1800	
Cam & Dursley (CDU)	d					1717	1717									1812	
Gloucester (GCR)	7 a	1643	1656		1714	1733	1733		←	←	1745	1756		1813		1830	
Gloucester (GCR)	7 d	1645		1717	1722	1738	1738		1738	1738	1749			1818	1823	1836	
Cheltenham Spa (CNM)	a	1654	1713	1724	1730	→	→	1737	1747	1747	1758		1814	1826	1831	→	1838
Cheltenham Spa (CNM)	d	1655	1715					1739	1748	1748	1759		1815				1840
Ashchurch for Tewkesbury (ASC)	d	1703							1756	1756							
Worcestershire Parkway (WOP)	d	1714									1814						
Worcester Shrub Hill (WOS)	7 a								1816	1816							
Worcester Foregate Street (WOF)	7 a								1824	1824							
Malvern Link (MVL)	a																
Great Malvern (GMV)	a																
University (UNI)	a	1738									1838						
Birmingham New Street (BHM)	12 a	1745	1755					1824			1845		1855				1918
Derby (DBY)	6 a	1837	1842								1932		1941				
Nottingham (NOT)	8 a	1906									2004						

NOTES (see introductory pages for explanation of train operator codes and standard symbols)

- a Arrival time
- d Departure time
- B From Maesteg, see table 126
- E To Manchester Piccadilly, see table 050
- F From Plymouth to Edinburgh, see table 050
- H From London Paddington, see table 125
- K Runs until 8 September
- L Runs from 11 September
- M From Weymouth, see table 133
- R From Paignton to Manchester Piccadilly, see table 050
- S From Westbury, see table 133
- T From Plymouth to Glasgow Central, see table 050
- U From Plymouth to Leeds, see table 050

Cardiff, Newport and Bristol to Gloucester, Cheltenham Spa, Worcester, Great Malvern, Birmingham, Derby and Nottingham

Mondays to Fridays

Operator Train ID Days of operation/Notes 1st Class/Reservations/Bus Catering facilities	GW 2E72	XC 1M95	GW 2V72	XC 1E67	AW 2G66	GW 1G25	GW 2E73	XC 1M84	GW 2E74	XC 1E73	GW 1G27	GW 2E76	XC 1M85	GW 1G77	XC 1M83	GW 1G29	GW 2E78
		1◇	M	U 1◇	B	H 1		1◇	1	U 1◇	H 1	1	1◇	V 1	W 1◇	H 1	K 1
Cardiff Central (CDF) 7 d		1745			1807			1845					1950				
Newport (South Wales) (NWP) d		1759			1823			1859					2004				
Severn Tunnel Jn (STJ) d					1834								2014				
Caldicot (CDT) d					1838								2017				
Chepstow (CPW) d		1816			1847			1918					2025				
Lydney (LYD) d					1857								2034				
Bristol Temple Meads (BRI) 10 d			1810	1835			1840	1908	1935		1939		2009	2035			2100
Filton Abbey Wood (FIT) d			1818				1851	1916			1946		2017				2107
Bristol Parkway (BPW) 7 d			1822	1844			1856	1920	1944		1950		2021	2044			2111
Yate (YAE) d			1831				1905	1929			2000		2029				2120
Cam & Dursley (CDU) d							1918				2012		2042				2132
Gloucester (GCR) 7 a	←	1843	1903		1918		1933	1945	1957		2028	2054	2056				2147
Gloucester (GCR) 7 d	1836	1845			1919	1928	1938	1949			2023		2056				2124
Cheltenham Spa (CNM) a	1846	1854		1913	1928	1937	1947	1958		2014	2032		2105		2113	2132	2159
Cheltenham Spa (CNM) d	1847	1855		1915			1949	1959		2015			2106		2115	2132	2200
Ashchurch for Tewkesbury (ASC) d	1856	1903					1957									2141	2208
Worcestershire Parkway (WOP) d		1914						2014					2120				
Worcester Shrub Hill (WOS) 7 a	1913						2019										2208
Worcester Foregate Street (WOF) 7 a	1927						2026										2226
Malvern Link (MVL) a							2037										
Great Malvern (GMV) a							2040										
University (UNI) a		1939						2038					2147				
Birmingham New Street (BHM) 12 a		1946		1955				2045		2055			2154		2201		
Derby (DBY) 6 a		2031		2037				2137		2150			2250				
Nottingham (NOT) 8 a		2105						2217					2326				

Operator Train ID Days of operation/Notes 1st Class/Reservations/Bus Catering facilities	GW 2E78	GW 2G91	XC 1M87	AW 2G72	GW 1G31	GW 2E80	XC 1M79	XC 1M89	GW 1G33	AW 2G74	GW 2E82	AW 2G76	AW 2G76	GW 2G93
	L	S	1◇	B	H 1		X 1◇	1◇	H 1	FX Y		FO B	FX B	TSM A
Cardiff Central (CDF) 7 d			2105	2109				2145		2208		2320	2312	
Newport (South Wales) (NWP) d			2119	2124				2159		2226		2334	2330	
Severn Tunnel Jn (STJ) d				2134						2245		2346	2350	
Caldicot (CDT) d				2137						2247		2348	2352	
Chepstow (CPW) d				2145						2256		2357	0003	
Lydney (LYD) d				2154						2304		0005	0011	
Bristol Temple Meads (BRI) 10 d	2100					2143	2200				2246			
Filton Abbey Wood (FIT) d	2107					2151					2255			
Bristol Parkway (BPW) 7 d	2111					2157	2209				2302			
Yate (YAE) d	2120					2206					2311			
Cam & Dursley (CDU) d	2132					2218					2323			
Gloucester (GCR) 7 a	2147		2201	2216		2234		2245		2325	2339	0026	0033	
Gloucester (GCR) 7 d	2151	2157	2203	2218	2226			2249	2321	2333				0034
Cheltenham Spa (CNM) a	2159	2205	2212	2228	2234		2241	2258	2331	2348				0043
Cheltenham Spa (CNM) d	2200		2213				2242	2259						
Ashchurch for Tewkesbury (ASC) d	2208		2221											
Worcestershire Parkway (WOP) d			2232											
Worcester Shrub Hill (WOS) 7 a	2226													
Worcester Foregate Street (WOF) 7 a														
Malvern Link (MVL) a														
Great Malvern (GMV) a														
University (UNI) a														
Birmingham New Street (BHM) 12 a			2306				2355	2359						
Derby (DBY) 6 a														
Nottingham (NOT) 8 a														

NOTES (see introductory pages for explanation of train operator codes and standard symbols)

- a Arrival time
- d Departure time
- A From Swindon, see table 125
- B From Maesteg, see table 126
- H From London Paddington, see table 125
- K Runs until 8 September
- L Runs from 11 September
- M From Weymouth, see table 133
- S From Westbury, see table 133
- U From Plymouth to Leeds, see table 050
- V From Penzance, see table 135
- W From Plymouth, see table 135
- X From Paignton, see table 135
- Y Runs until 7 September. From Maesteg, see table 126
- FO Fridays only
- FX Not Fridays
- TSM Tuesday to Saturday mornings

Cardiff, Newport and Bristol to Gloucester, Cheltenham Spa, Worcester, Great Malvern, Birmingham, Derby and Nottingham

Saturdays

Operator Train ID Days of operation/Notes 1st Class/Reservations/Bus Catering facilities	AW 2G76 A	GW 2G93 B	GW 2G01	GW 2G92	XC 1S35 C 1◇ ⚡	XC 1L00 D 1◇ ⚡	AW 2G42	GW 2E51 E 1◇ ⚡	GW 2E51 F	XC 1M21 G 1◇ ⚡	GW 2E51 E 1◇ ⚡	GW 2E51 F	XC 1M00	GW 2E52	XC 1S37 H 1◇ ⚡	AW 2G44 J	GW 2G03 B 1◇ ⚡	GW 2E53		
Cardiff Central (CDF) 7 d							0610						0640					0707		
Newport (South Wales) (NWP) d							0626						0654					0722		
Severn Tunnel Jn (STJ) d							0638						0704					0733		
Caldicot (CDT) d							0640						0707					0736		
Chepstow (CPW) d							0649						0715					0745		
Lydney (LYD) d	0005						0657						0724					0754		
Bristol Temple Meads (BRI) 10 d					0615			0638	0638	0700				0710	0735			0738		
Filton Abbey Wood (FIT) d								0645	0645					0718				0746		
Bristol Parkway (BPW) 7 d					0624			0651	0651	0709				0724	0744			0751		
Yate (YAE) d								0700	0700					0733				0801		
Cam & Dursley (CDU) d								0713	0713									0813		
Gloucester (GCR) 7 a	0026				0650		0718	0730	0730		←	←	0744	0800		0814		0829		
Gloucester (GCR) 7 d		0034	0520	0643	0659	0705	0718	0736	0736		←	←	0736	0736	0745		0815	0820	0838	
Cheltenham Spa (CNM) a		0043	0528	0652	0707	0713	0729	←	←	0738			0746	0746	0754		0813	0825	0831	←
Cheltenham Spa (CNM) d			0530	0654	0710	0714				0740			0748	0748	0755		0815			
Ashchurch for Tewkesbury (ASC) d			0538	0702		0722							0756	0756	0803					
Worcestershire Parkway (WOP) d						0733							0814							
Worcester Shrub Hill (WOS) 7 a			0555	0718									0813	0813						
Worcester Foregate Street (WOF) 7 a			0559	0730																
Malvern Link (MVL) a			0611																	
Great Malvern (GMV) a			0614																	
University (UNI) a						0759							0838							
Birmingham New Street (BHM) 12 a					0755	0806				0819			0845		0855					
Derby (DBY) 6 a					0840								0931		0936					
Nottingham (NOT) 8 a													1005							

Operator Train ID Days of operation/Notes 1st Class/Reservations/Bus Catering facilities	XC 1M25 G 1◇ ⚡	GW 2E53	XC 1M92	GW 2E54 K	XC 1S39 H 1◇ ⚡	GW 1G05 L 1◇ ⚡	GW 2E55	XC 1M29 G 1◇ ⚡	GW 2E55	XC 1M01	GW 2V54 M	XC 1S41 H 1◇ ⚡	AW 2G48 A	GW 1G07 L 1◇ ⚡	GW 2E57	XC 1M33 G 1◇ ⚡	GW 2E57	XC 1M60	
Cardiff Central (CDF) 7 d			0745							0845			0906					0945	
Newport (South Wales) (NWP) d			0800							0859			0922					0959	
Severn Tunnel Jn (STJ) d													0933						
Caldicot (CDT) d													0935						
Chepstow (CPW) d										0916			0944					1016	
Lydney (LYD) d			0825										0952						
Bristol Temple Meads (BRI) 10 d	0800			0809	0835		0838	0900			0912	0935			0938	1000			
Filton Abbey Wood (FIT) d				0817			0846				0920				0946				
Bristol Parkway (BPW) 7 d	0809			0824	0844		0851	0909			0924	0944			0950	1009			
Yate (YAE) d				0833			0900				0933				0959				
Cam & Dursley (CDU) d							0912								1012				
Gloucester (GCR) 7 a		←	0845	0900			0928		←	0943	1000		1013		1028		←	1043	
Gloucester (GCR) 7 d		0838	0849			0920	0938		0938	0949			1013	1019	1038			1038	1049
Cheltenham Spa (CNM) a	0838	0847	0858		0913	0929	←	0938	0947	0958		1013	1024	1029	←	1038	1047	1058	
Cheltenham Spa (CNM) d	0840	0850	0859	0915				0940	0948	0959		1015				1040	1048	1059	
Ashchurch for Tewkesbury (ASC) d		0858							0956									1056	
Worcestershire Parkway (WOP) d			0914							1014								1114	
Worcester Shrub Hill (WOS) 7 a		0917							1013									1113	
Worcester Foregate Street (WOF) 7 a		0921							1020									1119	
Malvern Link (MVL) a																			
Great Malvern (GMV) a																			
University (UNI) a			0938							1038								1138	
Birmingham New Street (BHM) 12 a	0919		0945		0955			1019		1045		1055				1119		1145	
Derby (DBY) 6 a			1032		1037					1131		1136						1232	
Nottingham (NOT) 8 a			1103							1204								1303	

NOTES (see introductory pages for explanation of train operator codes and standard symbols)

- a Arrival time
- d Departure time
- A From Maesteg, see table 126
- B From Swindon, see table 125
- C To Edinburgh, see table 050
- D To Stansted Airport, see table 054
- E Runs until 9 September
- F Runs from 16 September
- G To Manchester Piccadilly, see table 050
- H From Plymouth to Edinburgh, see table 050
- J From Bridgend, see table 126
- K Until 9 September from Frome, see table 133
- L From London Paddington, see table 125
- M From Weymouth, see table 133

Cardiff, Newport and Bristol to Gloucester, Cheltenham Spa, Worcester, Great Malvern, Birmingham, Derby and Nottingham

Saturdays

Operator	GW	XC	AW	GW	GW	GW	XC	GW	GW	XC	GW	XC	GW	XC	GW	XC	GW	XC	GW
Train ID	2V57	1S43	2G50	1G09	2E59	2E59	1M37	2E59	2E59	1M94	2E60	1S45	1G11	2E91	1M41	2E91	1M64	2V60	M
Days of operation/Notes	M	N	A	L	E	F	G	E	F		P	Q	L		R				
1st Class/Reservations/Bus		◇		▮	▮		◇	▮				◇	▮		▮		▮		
Catering facilities		⚡		⚡			⚡					⚡	⚡		⚡		⚡		
Cardiff Central (CDF)	7 d		1009							1045								1145	
Newport (South Wales) (NWP)	d		1024							1100								1200	
Severn Tunnel Jn (STJ)	d		1034																
Caldicot (CDT)	d		1037																
Chepstow (CPW)	d		1045															1217	
Lydney (LYD)	d		1054							1124									
Bristol Temple Meads (BRI)	10 d	1008	1035			1038	1038	1100			1108	1134		1138	1200				1208
Filton Abbey Wood (FIT)	d	1015				1046	1046				1116			1145					1215
Bristol Parkway (BPW)	7 d	1020	1044			1050	1050	1109			1120	1143		1150	1209				1220
Yate (YAE)	d	1029				1059	1059				1129			1159					1229
Cam & Dursley (CDU)	d					1111	1111							1211					
Gloucester (GCR)	7 a	1058		1114		1127	1127		←	←	1145	1156		1227		←	1243	1257	
Gloucester (GCR)	7 d			1115	1119	1137	1137		1137	1137	1149		1219	1238		1238	1247	1254	
Cheltenham Spa (CNM)	a		1113	1125	1130	←	←	1138	1147	1147	1158		1212	1228	←	1238	1247	1254	
Cheltenham Spa (CNM)	d		1115					1140	1149	1149	1159		1215			1240	1249	1255	
Ashchurch for Tewkesbury (ASC)	d								1157	1157							1257	1303	
Worcestershire Parkway (WOP)	d										1214							1314	
Worcester Shrub Hill (WOS)	7 a								1214	1214							1314		
Worcester Foregate Street (WOF)	7 a								1217	1217							1319		
Malvern Link (MVL)	a																		
Great Malvern (GMV)	a																		
University (UNI)	a										1238							1338	
Birmingham New Street (BHM)	12 a		1154					1219			1245		1255		1319			1345	
Derby (DBY)	6 a		1237								1331		1336					1431	
Nottingham (NOT)	8 a										1403							1503	

Operator	XC	AW	GW	GW	XC	GW	XC	GW	XC	AW	GW	GW	XC	GW	XC	GW	XC	GW
Train ID	1S47	2G54	1G13	2V92	1M45	2V92	1M99	2E62	1S49	2G56	1G15	2E63	1M49	2E63	1M68	2V64	1S51	1G17
Days of operation/Notes	N	A	L	S	G	S		T	H	A	L		G		M	U	L	
1st Class/Reservations/Bus	◇		▮		◇		◇		◇		▮		◇		▮	◇	▮	▮
Catering facilities	⚡		⚡		⚡		⚡		⚡		⚡		⚡		⚡		⚡	⚡
Cardiff Central (CDF)	7 d		1208					1245		1307					1345			
Newport (South Wales) (NWP)	d		1222					1259		1322					1359			
Severn Tunnel Jn (STJ)	d		1233							1333								
Caldicot (CDT)	d		1235							1335								
Chepstow (CPW)	d		1244					1316		1344								
Lydney (LYD)	d		1252							1352					1423			
Bristol Temple Meads (BRI)	10 d	1235		1238	1300			1308	1335			1338	1400			1408	1435	
Filton Abbey Wood (FIT)	d			1246				1316				1346				1415		
Bristol Parkway (BPW)	7 d	1244		1250	1310			1320	1344			1350	1409			1420	1444	
Yate (YAE)	d			1259				1329				1359				1429		
Cam & Dursley (CDU)	d			1312								1411						
Gloucester (GCR)	7 a		1313		1329		←	1343	1358		1413		1427		←	1443	1458	
Gloucester (GCR)	7 d		1314	1319	1338		1338	1349		1414	1420	1438		1438	1449			1519
Cheltenham Spa (CNM)	a	1313	1324	1329	←	1338	1347	1358		1413	1424	1429	←	1438	1447	1458		1514
Cheltenham Spa (CNM)	d	1315				1340	1348	1359		1415				1440	1449	1459		1515
Ashchurch for Tewkesbury (ASC)	d						1356								1457			
Worcestershire Parkway (WOP)	d							1414								1514		
Worcester Shrub Hill (WOS)	7 a						1413							1513				
Worcester Foregate Street (WOF)	7 a						1417							1525				
Malvern Link (MVL)	a																	
Great Malvern (GMV)	a																	
University (UNI)	a							1438								1538		
Birmingham New Street (BHM)	12 a	1354			1419			1445		1454			1519		1545		1555	
Derby (DBY)	6 a	1437						1536		1538					1631		1639	
Nottingham (NOT)	8 a							1603							1703			

NOTES (see introductory pages for explanation of train operator codes and standard symbols)

- a Arrival time
- d Departure time
- A From Maesteg, see table 126
- E Runs until 9 September
- F Runs from 16 September
- G To Manchester Piccadilly, see table 050
- H From Plymouth to Edinburgh, see table 050
- L From London Paddington, see table 125
- M From Weymouth, see table 133
- N From Penzance to Edinburgh, see table 050
- P From Warminster, see table 133
- Q From Plymouth to Aberdeen, see table 050
- R From Paignton to Manchester Piccadilly, see table 050
- S From Salisbury, see table 133
- T From Westbury, see table 133
- U From Plymouth to Glasgow Central, see table 050

Cardiff, Newport and Bristol to Gloucester, Cheltenham Spa, Worcester, Great Malvern, Birmingham, Derby and Nottingham

Saturdays

Operator	GW	GW	XC	GW	GW	XC	GW	XC	AW	GW	GW	XC	GW	XC	AW	GW	XC	AW	GW
Train ID	2E67	2E67	1M53	2E67	2E67	1M98	2E68	1S53	2G60	1G19	2E69	1M93	2E69	1M73	2V68	1S55	2G62	2G21	
Days of operation/Notes	E	F	G	E	F		T	H	A	L		R			M	H	A	B	
1st Class/Reservations/Bus	□	□	□◇	□	□	□◇	□	□◇	□	□	□	□◇	□	□◇	□	□◇	□	□	□
Catering facilities	☞	☞	☞	☞	☞	☞	☞	☞	☞	☞	☞	☞	☞	☞	☞	☞	☞	☞	☞
Cardiff Central (CDF)	7 d					1445			1507					1545			1607		
Newport (South Wales) (NWP)	d					1459			1522					1559			1622		
Severn Tunnel Jn (STJ)	d								1533								1632		
Caldicot (CDT)	d								1535								1635		
Chepstow (CPW)	d								1544					1616			1643		
Lydney (LYD)	d								1552								1652		
Bristol Temple Meads (BRI)	10 d	1438	1438	1500			1506	1535			1538	1600			1608	1635			
Filton Abbey Wood (FIT)	d	1446	1446				1514				1546				1615				
Bristol Parkway (BPW)	7 d	1450	1450	1509			1521	1544			1551	1609			1620	1644			
Yate (YAE)	d	1459	1459				1530				1601				1629				
Cam & Dursley (CDU)	d	1511	1511								1613								
Gloucester (GCR)	7 a	1527	1527		←	←	1544	1558		1613	1629		←	1643	1658		1712		
Gloucester (GCR)	7 d	1538	1538		→	→	1549	1558		1613	1619	1638		1638	1645		1713	1719	
Cheltenham Spa (CNM)	a	→	→	1538	→	→	1547	1547		1613	1629	→		1638	1647	1654	1713	1722	1728
Cheltenham Spa (CNM)	d			1540	→	→	1548	1548		1615				1640	1648	1655	1715		
Ashchurch for Tewkesbury (ASC)	d				→	→	1556	1556						1656	1703				
Worcestershire Parkway (WOP)	d					1614								1714					
Worcester Shrub Hill (WOS)	7 a				→	→	1613	1613					1712						
Worcester Foregate Street (WOF)	7 a				→	→	1617	1617					1723						
Malvern Link (MVL)	a																		
Great Malvern (GMV)	a																		
University (UNI)	a					1638								1738					
Birmingham New Street (BHM)	12 a			1619		1645		1654				1719		1745		1755			
Derby (DBY)	6 a					1731		1736						1836		1838			
Nottingham (NOT)	8 a					1803								1903					

Operator	GW	XC	GW	XC	GW	XC	AW	GW	GW	XC	GW	XC	GW	XC	AW	GW	GW	XC
Train ID	2E71	1M61	2E71	1M75	2E72	1E63	2G64	1G23	2E73	1M65	2E73	1M95	2V72	1E67	2G66	1G25	2E75	1M69
Days of operation/Notes		G			T	V	A	L					M	W	A	L		
1st Class/Reservations/Bus		□◇		□◇		□◇		□		□◇		□◇		□◇		□	□	□◇
Catering facilities		☞		☞		☞		☞		☞		☞		☞		☞	☞	☞
Cardiff Central (CDF)	7 d			1645			1707					1745			1809			
Newport (South Wales) (NWP)	d			1659			1722					1759			1824			
Severn Tunnel Jn (STJ)	d						1732								1835			
Caldicot (CDT)	d						1735								1838			
Chepstow (CPW)	d						1743					1817			1846			
Lydney (LYD)	d			1724			1752								1855			
Bristol Temple Meads (BRI)	10 d	1638	1700		1708	1735			1738	1800			1808	1835			1838	1900
Filton Abbey Wood (FIT)	d	1646			1715				1746				1815				1846	
Bristol Parkway (BPW)	7 d	1652	1709		1720	1744			1752	1809			1820	1844			1850	1909
Yate (YAE)	d	1702			1729				1801				1829				1859	
Cam & Dursley (CDU)	d	1714							1814								1912	
Gloucester (GCR)	7 a	1730		→	1743	1756		1812		1830		→	1844	1859		1915		1928
Gloucester (GCR)	7 d	1737		→	1749			1813	1820	1838		1838	1845		1916	1921	1938	
Cheltenham Spa (CNM)	a	→	1738	1746	1758		1814	1823	1829	→	1838	1847	1854		1914	1926	1931	→
Cheltenham Spa (CNM)	d		1740	1748	1759		1815			1840	1848	1855		1915				1940
Ashchurch for Tewkesbury (ASC)	d			1756								1856	1903					
Worcestershire Parkway (WOP)	d			1814								1914						
Worcester Shrub Hill (WOS)	7 a			1813								1912						
Worcester Foregate Street (WOF)	7 a			1819								1923						
Malvern Link (MVL)	a																	
Great Malvern (GMV)	a																	
University (UNI)	a			1838								1938						
Birmingham New Street (BHM)	12 a		1819	1845		1855			1918			1945		1955				2018
Derby (DBY)	6 a			1931		1937						2031		2039				
Nottingham (NOT)	8 a			2003								2103						

NOTES (see introductory pages for explanation of train operator codes and standard symbols)

- a Arrival time
- d Departure time
- A From Maesteg, see table 126
- B From Swindon, see table 125
- E Runs until 9 September
- F Runs from 16 September
- G To Manchester Piccadilly, see table 050
- H From Plymouth to Edinburgh, see table 050
- L From London Paddington, see table 125
- M From Weymouth, see table 133
- R From Paignton to Manchester Piccadilly, see table 050
- T From Westbury, see table 133
- V From Plymouth to York, see table 050
- W From Plymouth to Leeds, see table 050

Cardiff, Newport and Bristol to Gloucester, Cheltenham Spa, Worcester, Great Malvern, Birmingham, Derby and Nottingham

Saturdays

Operator Train ID Days of operation/Notes 1st Class/Reservations/Bus Catering facilities	GW 2E75	XC 1M84	GW 2E76	XC 1E73 W 1◇	GW 1G27 L 1	GW 2V75 S	GW 2E78 X 1	XC 1M83 Y 1◇	XC 1M85 1◇	GW 1G29 L 1	GW 2V79 S	XC 1M87 1◇	GW 2E80	AW 2G72 A	GW 2G31 B	GW 2E82	AW 2G76
Cardiff Central (CDF) d		1845							1958			2048		2110			2318
Newport (South Wales) (NWP) d		1859							2014			2102		2125			2336
Severn Tunnel Jn (STJ) d									2025					2136			2356
Caldicot (CDT) d									2027					2138			2358
Chepstow (CPW) d		1916							2036					2147			0007
Lydney (LYD) d									2044					2155			0015
Bristol Temple Meads (BRI) d			1910	1931		1937	2010	2031			2037		2108			2218	
Filton Abbey Wood (FIT) d			1917			1944	2018				2045		2115			2225	
Bristol Parkway (BPW) d			1921	1940		1948	2022	2040			2050		2119			2230	
Yate (YAE) d			1930			1958	2031				2059		2128			2239	
Cam & Dursley (CDU) d						2010	2043				2111		2141			2252	
Gloucester (GCR) a		1943	1957			2028	2057		2105		2128	2144	2157	2216		2309	0036
Gloucester (GCR) d	1938	1949			2019	2034			2107	2120	2136	2149		2216	2223		
Cheltenham Spa (CNM) a	1947	1958		2010	2029	2042		2109	2116	2131	2145	2158		2225	2231		
Cheltenham Spa (CNM) d	1949	1959		2011				2111	2117		2146	2159					
Ashchurch for Tewkesbury (ASC) d	1957								2125		2154						
Worcestershire Parkway (WOP) d		2014										2214					
Worcester Shrub Hill (WOS) a	2013										2210						
Worcester Foregate Street (WOF) a	2021																
Malvern Link (MVL) a	2030																
Great Malvern (GMV) a	2033																
University (UNI) a		2038							2159			2238					
Birmingham New Street (BHM) a		2045		2055				2154	2207			2245					
Derby (DBY) a		2135		2142				2241	2255			2331					
Nottingham (NOT) a		2216							2327								

NOTES (see introductory pages for explanation of train operator codes and standard symbols)

- a Arrival time
- d Departure time
- A From Maesteg, see table 126
- B From Swindon, see table 125
- L From London Paddington, see table 125
- S From Salisbury, see table 133
- W From Plymouth to Leeds, see table 050
- X From Taunton, see table 134
- Y From Plymouth, see table 135

Cardiff, Newport and Bristol to Gloucester, Cheltenham Spa, Worcester, Great Malvern, Birmingham, Derby and Nottingham

Sundays

Operator Train ID Days of operation/Notes 1st Class/Reservations/Bus Catering facilities	AW 2G76	AW 2G48	XC 1S41 A 1◇ ♣	GW 2G01 B 1	GW 2E34	XC 1S43 A 1◇ ♣	GW 2G02 B 1	GW 2E36	AW 2G50	XC 1M94	XC 1S45 C 1◇ ♣	GW 2G03 B	GW 2E38	XC 1M64	XC 1S47 D 1◇ ♣	GW 2G04 B 1	GW 2E40	XC 1M45 E 1◇ ♣
Cardiff Central (CDF) 7 d		0823							1030	1049				1145				
Newport (South Wales) (NWP) d		0841							1044	1104				1159				
Severn Tunnel Jn (STJ) d		0902							1056									
Caldicot (CDT) d		0905							1059									
Chepstow (CPW) d	0007	0913							1107									
Lydney (LYD) d	0015	0922							1116									
Bristol Temple Meads (BRI) 10 d			0915		0938	1031		1037			1131		1138		1231		1238	1300
Filton Abbey Wood (FIT) d					0945			1044					1145				1245	
Bristol Parkway (BPW) 7 d			0924		0949	1040		1049			1140		1149		1240		1249	1309
Yate (YAE) d					0958			1058					1158				1258	
Cam & Dursley (CDU) d					1011			1111					1211				1311	
Gloucester (GCR) 7 a	0036	0942	0950		1027			1126	1137	1146			1228	1245			1329	
Gloucester (GCR) 7 d		0943	1002	1027	1038		1122		1138	1149		1223	1234	1249		1322		
Cheltenham Spa (CNM) a		0956	1010	1036	1047	1109	1130		1148	1158	1209	1231	1243	1258	1309	1332		1338
Cheltenham Spa (CNM) d			1011		1048	1111				1159	1211		1244	1259	1311			1340
Ashchurch for Tewkesbury (ASC) d					1056								1252					
Worcestershire Parkway (WOP) d										1214				1314				
Worcester Shrub Hill (WOS) 7 a					1114								1308					
Worcester Foregate Street (WOF) 7 a													1320					
Malvern Link (MVL) a																		
Great Malvern (GMV) a																		
University (UNI) a										1238				1338				
Birmingham New Street (BHM) 12 a			1049			1149				1245	1249			1345	1349			1418
Derby (DBY) 6 a			1136			1237				1329	1336			1429	1437			
Nottingham (NOT) 8 a										1353				1453				

Operator Train ID Days of operation/Notes 1st Class/Reservations/Bus Catering facilities	AW 2G52	XC 1M99	XC 1S49 F 1◇ ♣	GW 2G05 B 1	GW 2E42	XC 1M49 G 1◇ ♣	GW 2E42	XC 1M67	XC 1S51 H 1◇ ♣	GW 2G07 B	GW 2E44	XC 1M53 G 1◇ ♣	AW 2G54	XC 1M98	XC 1S53 H 1◇ ♣	GW 2G09 B 1	GW 2E46	XC 1M93 J 1◇ ♣
Cardiff Central (CDF) 7 d	1229	1245						1345					1429	1445				
Newport (South Wales) (NWP) d	1243	1259						1401					1443	1459				
Severn Tunnel Jn (STJ) d	1254												1454					
Caldicot (CDT) d	1256												1457					
Chepstow (CPW) d	1305												1505					
Lydney (LYD) d	1313												1514					
Bristol Temple Meads (BRI) 10 d			1331		1338	1401		1430		1438	1500				1531		1538	1600
Filton Abbey Wood (FIT) d					1345					1445							1545	
Bristol Parkway (BPW) 7 d			1340		1349	1410		1440		1449	1509				1540		1549	1609
Yate (YAE) d					1357					1458							1558	
Cam & Dursley (CDU) d					1411c					1511							1611	
Gloucester (GCR) 7 a	1334	1341			1429		←	1446		1529			1534	1541			1629	
Gloucester (GCR) 7 d	1335	1349		1421	1435		→	1435	1449	1525			1535	1549		1622	1634	
Cheltenham Spa (CNM) a	1345	1358	1409	1431	→	1438	1444	1458	1510	1533		1538	1545	1558	1609	1631	→	1638
Cheltenham Spa (CNM) d		1359	1411			1440	1444	1459	1511			1540		1559	1611			1640
Ashchurch for Tewkesbury (ASC) d							1453											
Worcestershire Parkway (WOP) d		1414						1514						1614				
Worcester Shrub Hill (WOS) 7 a							1508											
Worcester Foregate Street (WOF) 7 a							1519											
Malvern Link (MVL) a																		
Great Malvern (GMV) a																		
University (UNI) a		1438						1538						1638				
Birmingham New Street (BHM) 12 a		1445	1450			1518		1545	1550			1618		1645	1649			1718
Derby (DBY) 6 a		1531	1536					1629	1639					1729	1736			
Nottingham (NOT) 8 a		1555						1653						1754				

NOTES (see introductory pages for explanation of train operator codes and standard symbols)

- a Arrival time
- d Departure time
- c Arrives 3 minutes earlier
- A To Edinburgh, see table 050
- B From Swindon, see table 125
- C From Plymouth to Dundee, see table 050
- D From Plymouth to Glasgow Central, see table 050
- E From Paignton to Manchester Piccadilly, see table 050
- F From Penzance to Edinburgh, see table 050
- G From Plymouth to Manchester Piccadilly, see table 050
- H From Plymouth to Edinburgh, see table 050
- J To Manchester Piccadilly, see table 050

Cardiff, Newport and Bristol to Gloucester, Cheltenham Spa, Worcester, Great Malvern, Birmingham, Derby and Nottingham

Sundays

Operator Train ID Days of operation/Notes 1st Class/Reservations/Bus Catering facilities	GW 2E46	XC 1M73	XC 1S55 H 1◇ ♠	GW 2G10 B	GW 2E48	AW 2G56	XC 1M75	XC 1E63 K 1◇ ♠	GW 2G11 B	GW 2E50	XC 1M65 J 1◇ ♠	GW 2E50	XC 1M95	XC 1E67 K 1◇ ♠	GW 1G68 L 1◇ ♠	GW 2E52	XC 1M69	AW 2G58
Cardiff Central (CDF) 7 d		1545				1629	1645						1745					1829
Newport (South Wales) (NWP) d		1559				1643	1659						1759					1843
Severn Tunnel Jn (STJ) d						1655												1855
Caldicot (CDT) d						1657												1857
Chepstow (CPW) d						1706												1906
Lydney (LYD) d						1714												1914
Bristol Temple Meads (BRI) 10 d			1631		1638			1731		1738	1800			1831		1838	1900	
Filton Abbey Wood (FIT) d					1645					1745						1845		
Bristol Parkway (BPW) 7 d			1640		1649			1740		1749	1809			1840		1849	1909	
Yate (YAE) d					1658					1758						1858		
Cam & Dursley (CDU) d					1711					1811						1911		
Gloucester (GCR) 7 a	←	1641			1729	1735	1741			1829		←	1841		1929			1935
Gloucester (GCR) 7 d	1634	1649		1719		1736	1749		1822	1839		1839	1849		1921			1935
Cheltenham Spa (CNM) a	1643	1658	1710	1728		1746	1758	1810	1830	←	1838	1847	1858	1910	1930		1938	1945
Cheltenham Spa (CNM) d	1644	1659	1711				1759	1811			1840	1848	1859	1911				1940
Ashchurch for Tewkesbury (ASC) d	1653											1858						
Worcestershire Parkway (WOP) d		1714					1814						1914					
Worcester Shrub Hill (WOS) 7 a	1709											1917						
Worcester Foregate Street (WOF) 7 a	1719											1921						
Malvern Link (MVL) a																		
Great Malvern (GMV) a																		
University (UNI) a		1738					1838						1938					
Birmingham New Street (BHM) 12 a		1745	1750				1845	1850			1918		1945	1950			2019	
Derby (DBY) 6 a		1829	1839				1931	1937					2029	2039				
Nottingham (NOT) 8 a		1854					1957						2054					

Operator Train ID Days of operation/Notes 1st Class/Reservations/Bus Catering facilities	XC 1M83	XC 1E73 M 1◇ ♠	GW 2G13 B	GW 2E54	XC 1M77 N 1◇ ♠	GW 2E54	XC 1M85 P 1◇ ♠	XC 1E75 K 1◇ ♠	GW 2G14 B	GW 2E56	AW 2G60	XC 1M87	GW 2G15 B 1◇ ♠	GW 2E58	XC 1M80	GW 2E60	AW 2G62	GW 2G90 MM B
Cardiff Central (CDF) 7 d	1845						1944				2024	2045						2235
Newport (South Wales) (NWP) d	1859						1958				2038	2059						2249
Severn Tunnel Jn (STJ) d											2048							2259
Caldicot (CDT) d											2051							2302
Chepstow (CPW) d											2059							2310
Lydney (LYD) d											2108							2319
Bristol Temple Meads (BRI) 10 d		1931		1938	2000			2031		2038				2138	2210	2242		
Filton Abbey Wood (FIT) d				1945						2045				2145		2250		
Bristol Parkway (BPW) 7 d		1940		1949	2009			2040		2049				2149	2219	2254		
Yate (YAE) d				1957						2058				2158		2303		
Cam & Dursley (CDU) d				2010						2111				2211		2315		
Gloucester (GCR) 7 a	1942			2030		←	2046			2126	2130	2142		2226		2330	2340	
Gloucester (GCR) 7 d	1949		2024	2036		2036	2047		2124			2149	2225					0004
Cheltenham Spa (CNM) a	1958	2009	2032	→	2038	2045	2056	2110	2132			2158	2233		2247			0013
Cheltenham Spa (CNM) d	1959	2011			2040	2046	2058	2111				2159			2250			
Ashchurch for Tewkesbury (ASC) d						2054												
Worcestershire Parkway (WOP) d	2014						2112					2214						
Worcester Shrub Hill (WOS) 7 a						2111												
Worcester Foregate Street (WOF) 7 a																		
Malvern Link (MVL) a																		
Great Malvern (GMV) a																		
University (UNI) a	2038						2138					2238						
Birmingham New Street (BHM) 12 a	2045	2049			2119		2145	2150				2245			2338			
Derby (DBY) 6 a	2129	2140						2239										
Nottingham (NOT) 8 a	2154																	

NOTES (see introductory pages for explanation of train operator codes and standard symbols)

- a Arrival time
- d Departure time
- B From Swindon, see table 125
- H From Plymouth to Edinburgh, see table 050
- J To Manchester Piccadilly, see table 050
- K From Plymouth to Leeds, see table 050
- L From London Paddington, see table 125
- M From Penzance to Leeds, see table 050
- N From Paignton, see table 135
- P To Leicester, see table 054
- MM Monday mornings

Nottingham, Derby, Birmingham, Great Malvern and Worcester to Cheltenham Spa, Gloucester, Bristol, Newport and Cardiff

Mondays to Fridays

Operator	AW	GW	GW	XC	GW	XC	GW	GW	GW	GW	GW	AW	GW	XC	GW	XC	XC	GW
Train ID	2L43	1L62	2T40	1V01	2T05	1V02	1L64	2C65	2T03	2T03	2T08	2L47	1L66	1V42	2C08	1V03	1V43	2T41
Days of operation/Notes	A	B		◇		◇	B	C	D	E		A	B	H	J	◇	◇	
1st Class/Reservations/Bus		□					□	□	□				□	□			□	□
Catering facilities		⌘					⌘	⌘	⌘				⌘	⌘			⌘	⌘
Nottingham (NOT)	8 d																	
Derby (DBY)	6 d															0600		
Birmingham New Street (BHM)	12 d			0500		0537									0712		0730	0742
University (UNI)	d															0737		
Great Malvern (GMV)	d																	
Malvern Link (MVL)	d																	
Worcester Foregate Street (WOF)	7 d										0652							
Worcester Shrub Hill (WOS)	7 d										0707		0725					
Worcestershire Parkway (WOP)	d																	
Ashchurch for Tewkesbury (ASC)	d					0631					0724		0741				0758	
Cheltenham Spa (CNM)	a			0604		0640					0733		0750	0756		0814	0830	
Cheltenham Spa (CNM)	d	0537	0553		0606	0614	0641	0648			0734	0746	0752	0758		0815	0831	
Gloucester (GCR)	7 a	0548	0602		0614	0623	0650	0657			0743	0756	0803			0824		
Gloucester (GCR)	7 d	0548		0604	0616	0627	0653		0700	0731	0731	0748	0758			0811	0827	0840
Cam & Dursley (CDU)	d			0617		0640			0712	0746	0746	0801						0853
Yate (YAE)	d			0631		0653			0725	0759	0759	0814				0834		0907
Bristol Parkway (BPW)	7 a			0640		0702			0732	0808	0808	0823		0829	0846		0859	0916
Filton Abbey Wood (FIT)	a			0644		0705			0736	0813	0813	0826			0849			0919
Bristol Temple Meads (BRI)	10 a			0653		0719			0748	0827	0827	0835		0839	0859		0910	0928
Lydney (LYD)	d	0607			0635		0712						0817					
Chepstow (CPW)	d	0617			0645		0722						0826			0853		
Caldicot (CDT)	d	0625			0653		0730						0835					
Severn Tunnel Jn (STJ)	d	0628			0657		0733						0838					
Newport (South Wales) (NWP)	a	0640			0709		0746						0852			0911		
Cardiff Central (CDF)	7 a	0654			0722		0800						0911			0925		

Operator	AW	AW	XC	GW	GW	XC	GW	XC	GW	XC	GW	GW	XC	GW	XC	GW	AW	XC
Train ID	2L49	2L49	1V44	1L68	2O74	1V04	2T61	1V45	2T61	1V46	1L70	2C10	1V05	2T42	1V47	2T42	2L53	1V48
Days of operation/Notes	F	G	K	B	L	◇		M		N	B	P	◇		Q		A	R
1st Class/Reservations/Bus			□	□				□		◇	□		□		□			□
Catering facilities			⌘	⌘				⌘		⌘	⌘		⌘		⌘			⌘
Nottingham (NOT)	8 d					0704							0808					
Derby (DBY)	6 d		0727			0738				0827			0842					0931
Birmingham New Street (BHM)	12 d		0812			0830		0842		0912			0930		0943			1012
University (UNI)	d					0837							0937					
Great Malvern (GMV)	d																	
Malvern Link (MVL)	d																	
Worcester Foregate Street (WOF)	7 d													0952				
Worcester Shrub Hill (WOS)	7 d						0900							0956				
Worcestershire Parkway (WOP)	d					0858							0958					
Ashchurch for Tewkesbury (ASC)	d						0917							1013				
Cheltenham Spa (CNM)	a		0850			0915	0926	0931		0950			1014	1022	1030			1050
Cheltenham Spa (CNM)	d	0846	0846	0852	0859	0915	0927	0933		0952	0959		1015	1023	1032		1042	1052
Gloucester (GCR)	7 a	0856	0856		0907	0925	0935		←		1008		1025	1032		←	1051	
Gloucester (GCR)	7 d	0858	0858		0909	0927	0940		→			1009	1027	1039		→	1053	
Cam & Dursley (CDU)	d									0940			1009	1027	1039		1039	1053
Yate (YAE)	d					0933				0953			1032				1052	
Bristol Parkway (BPW)	7 a		0921		0944			1001	1015	1020			1044		1100	1114		1121
Filton Abbey Wood (FIT)	a				0948				1019				1048			1117		
Bristol Temple Meads (BRI)	10 a		0935		0957			1012	1027	1032			1057		1112	1126		1131
Lydney (LYD)	d	0917	0917										1046					1112
Chepstow (CPW)	d	0926	0926			0953												1122
Caldicot (CDT)	d	0935	0935															1130
Severn Tunnel Jn (STJ)	d	0938	0938															1133
Newport (South Wales) (NWP)	a	0950	0950			1011							1111					1145
Cardiff Central (CDF)	7 a	1008	1014			1025							1125					1211

NOTES (see introductory pages for explanation of train operator codes and standard symbols)

- a Arrival time
- d Departure time
- A To Maesteg, see table 126
- B To London Paddington, see table 125
- C To Penzance, see table 135
- D Runs until 8 September
- E Runs from 11 September
- F Runs until 8 September. To Maesteg, see table 126
- G Runs from 11 September. To Maesteg, see table 126
- H To Plymouth, see table 135
- J To Frome, see table 133
- K From Leeds to Plymouth, see table 050
- L To Weymouth, see table 133
- M From Manchester Piccadilly, see table 050
- N From York to Plymouth, see table 050
- P To Westbury, see table 133
- Q From Manchester Piccadilly to Paignton, see table 050
- R From Newcastle to Plymouth, see table 050

Nottingham, Derby, Birmingham, Great Malvern and Worcester to Cheltenham Spa, Gloucester, Bristol, Newport and Cardiff

Mondays to Fridays

Operator	GW	GW	XC	GW	GW	XC	GW	GW	AW	XC	GW	GW	XC	GW	XC	GW	XC	GW
Train ID	1L72	2076	1V06	2T43	2T43	1V49	2T43	2T43	2L55	1V50	1L74	2C12	1V07	2T44	1V51	2T44	1V52	1L76
Days of operation/Notes	B	L	◇	D	E	M	D	E	A	S	B	P	◇		M		S	B
1st Class/Reservations/Bus	□		◇	□		◇	□			◇	□		◇		□		□	□
Catering facilities	⚡		⚡			⚡				⚡	⚡		⚡		⚡		⚡	⚡
Nottingham (NOT)	8 d		0907										1007					
Derby (DBY)	6 d		0941							1031			1042				1131	
Birmingham New Street (BHM)	12 d		1030			1042				1112			1130		1142		1212	
University (UNI)	d		1037										1137					
Great Malvern (GMV)	d																	
Malvern Link (MVL)	d																	
Worcester Foregate Street (WOF)	7 d			1052	1052									1149				
Worcester Shrub Hill (WOS)	7 d			1056	1056									1203				
Worcestershire Parkway (WOP)	d		1058										1158					
Ashchurch for Tewkesbury (ASC)	d			1113	1113									1220				
Cheltenham Spa (CNM)	a		1114	1122	1122	1127				1150			1214	1228	1233		1250	
Cheltenham Spa (CNM)	d	1059	1115	1123	1123	1129			1145	1152	1159		1215	1229	1235		1252	1259
Gloucester (GCR)	7 a	1108	1125	1133	1133				1154		1209		1225	1238				1308
Gloucester (GCR)	7 d		1110	1127	1140	1140			1159			1210	1227	1242			1242	
Cam & Dursley (CDU)	d																1255	
Yate (YAE)	d		1134														1308	
Bristol Parkway (BPW)	7 a		1145			1157				1220			1246		1307	1316	1320	
Filton Abbey Wood (FIT)	a		1149										1249			1320		
Bristol Temple Meads (BRI)	10 a		1157			1207							1258		1319	1328	1332	
Lydney (LYD)	d								1218									
Chepstow (CPW)	d		1153						1227				1253					
Caldicot (CDT)	d								1236									
Severn Tunnel Jn (STJ)	d								1239									
Newport (South Wales) (NWP)	a		1211						1251				1311					
Cardiff Central (CDF)	7 a		1225						1307				1325					

Operator	GW	XC	GW	XC	GW	AW	XC	GW	GW	XC	GW	XC	GW	AW	XC	GW	GW	XC
Train ID	2078	1V08	2T45	1V53	2T45	2L59	1V54	1L78	2C17	1V09	2T46	1V55	2T46	2L61	1V56	1L80	2O80	1V10
Days of operation/Notes	L	◇	M	◇	A	S	◇	B	J	◇	M	◇	A	T	◇	B	L	◇
1st Class/Reservations/Bus		◇	□	◇		□	◇	□		◇	□	◇		◇	□	□		◇
Catering facilities		⚡		⚡			⚡	⚡		⚡		⚡		⚡		⚡		⚡
Nottingham (NOT)	8 d	1107								1207								1307
Derby (DBY)	6 d	1141					1231			1239					1331			1340
Birmingham New Street (BHM)	12 d	1230		1242			1312			1330		1342			1412			1430
University (UNI)	d	1237								1337								1437
Great Malvern (GMV)	d																	
Malvern Link (MVL)	d																	
Worcester Foregate Street (WOF)	7 d			1253								1349						
Worcester Shrub Hill (WOS)	7 d			1257								1357						
Worcestershire Parkway (WOP)	d		1258							1358								1458
Ashchurch for Tewkesbury (ASC)	d			1313								1413						
Cheltenham Spa (CNM)	a	1314	1322	1328			1350			1414	1422	1428			1450			1514
Cheltenham Spa (CNM)	d		1315	1323	1330		1345	1352	1359	1415	1424	1430			1452	1459		1515
Gloucester (GCR)	7 a		1326	1332			1354		1408	1424	1433				1508			1525
Gloucester (GCR)	7 d	1310	1327	1338		1338	1359			1410	1427	1440		1440	1457		1510	1527
Cam & Dursley (CDU)	d					1351								1453				
Yate (YAE)	d	1334				1404				1434				1506			1534	
Bristol Parkway (BPW)	7 a	1345			1358	1414		1420		1446		1458	1515		1520		1546	
Filton Abbey Wood (FIT)	a	1349				1418				1450			1519				1551	
Bristol Temple Meads (BRI)	10 a	1358			1408	1427				1458			1513	1527		1534		1559
Lydney (LYD)	d		1346				1418							1516				
Chepstow (CPW)	d						1427			1453				1525				1553
Caldicot (CDT)	d						1436							1534				
Severn Tunnel Jn (STJ)	d						1439							1537				
Newport (South Wales) (NWP)	a		1411				1451			1511				1549				1611
Cardiff Central (CDF)	7 a		1425				1508			1525				1604				1625

NOTES (see introductory pages for explanation of train operator codes and standard symbols)

- a Arrival time
- d Departure time
- A To Maesteg, see table 126
- B To London Paddington, see table 125
- D Runs until 8 September
- E Runs from 11 September
- J To Frome, see table 133
- L To Weymouth, see table 133
- M From Manchester Piccadilly, see table 050
- P To Westbury, see table 133
- S From Edinburgh to Plymouth, see table 050
- T From Glasgow Central to Plymouth, see table 050

Nottingham, Derby, Birmingham, Great Malvern and Worcester to Cheltenham Spa, Gloucester, Bristol, Newport and Cardiff

Mondays to Fridays

Operator	GW	GW	XC	GW	GW	XC	GW	GW	XC	GW	XC	GW	AW	XC	GW	GW	XC	GW		
Train ID	2T47	2T47	1V57	2T47	2T47	1V58	1L82	2O82	1V11	2T48	1V59	2T48	2L65	1V60	1L84	2O84	1V12	2T49		
Days of operation/Notes	D	E	M	D	E	U	B	L	Q		Q		A	V	B	L		D		
1st Class/Reservations/Bus Catering facilities	1		1	1		1	1		1		1			1	1		1			
Nottingham (NOT)	3 d																			
Derby (DBY)	6 d					1431											1507			
Birmingham New Street (BHM)	12 d		1442			1512								1528			1539			
University (UNI)	d																1630			
Great Malvern (GMV)	d																			
Malvern Link (MVL)	d																			
Worcester Foregate Street (WOF)	7 d	1450	1450									1548						1655		
Worcester Shrub Hill (WOS)	7 d	1456	1456									1557						1658		
Worcestershire Parkway (WOP)	d											1558						1658		
Ashchurch for Tewkesbury (ASC)	d	1513	1513									1614					1709	1715		
Cheltenham Spa (CNM)	a	1522	1522	1528		1550						1614	1623	1627		1650		1718	1724	
Cheltenham Spa (CNM)	d	1523	1523	1529		1552	1559					1615	1623	1629		1646	1652	1659	1719	1725
Gloucester (GCR)	7 a	1534	1534				1608					1624	1633		1658	1708		1727	1737	
Gloucester (GCR)	7 d	1540	1540		1540	1540						1610	1627	1639		1639	1700	1710	1730	1740
Cam & Dursley (CDU)	d				1553	1553														
Yate (YAE)	d				1606	1606						1634					1734			
Bristol Parkway (BPW)	7 a			1558	1615	1615	1620					1645			1657	1715	1720	1747		
Filton Abbey Wood (FIT)	a				1619	1619						1649			1719	1719		1750		
Bristol Temple Meads (BRI)	10 a			1609	1628	1628	1633					1658			1708	1729		1759		
Lydney (LYD)	d																			1749
Chepstow (CPW)	d																			
Caldicot (CDT)	d																			
Severn Tunnel Jn (STJ)	d																			
Newport (South Wales) (NWP)	a																			1815
Cardiff Central (CDF)	7 a																			1829











Operator	GW	XC	GW	GW	AW	XC	GW	GW	XC	GW	XC	GW	AW	XC	GW	GW	XC	GW			
Train ID	2T49	1V61	2T49	2T49	2L67	1V62	1L86	2C25	1V13	2T50	1V63	2T50	2L69	1V64	1L88	2T30	1V14	2T51			
Days of operation/Notes	E	M	D	E	A	S	B	P	Q		M		A	S	B		Q	D			
1st Class/Reservations/Bus Catering facilities	1	1	1			1	1		1		1			1	1		1	1			
Nottingham (NOT)	3 d																				
Derby (DBY)	6 d					1631											1707				
Birmingham New Street (BHM)	12 d		1642			1712								1731			1739				
University (UNI)	d																1830				
Great Malvern (GMV)	d																				
Malvern Link (MVL)	d																				
Worcester Foregate Street (WOF)	7 d	1655																1853			
Worcester Shrub Hill (WOS)	7 d	1658										1755						1857			
Worcestershire Parkway (WOP)	d											1758						1858			
Ashchurch for Tewkesbury (ASC)	d	1715										1809	1815					1913			
Cheltenham Spa (CNM)	a	1724	1729			1750						1818	1824	1829		1850		1914	1922		
Cheltenham Spa (CNM)	d	1725	1731		1745	1752	1759					1819	1825	1831		1846	1852	1859	1915	1923	
Gloucester (GCR)	7 a	1737			1758		1808					1828	1834		1855	1902	1909	1924	1935		
Gloucester (GCR)	7 d	1741		1740	1741	1800						1810	1830	1842		1842	1857	1908	1912	1927	1941
Cam & Dursley (CDU)	d			1753	1754																
Yate (YAE)	d			1807	1807							1834					1936				
Bristol Parkway (BPW)	7 a		1759	1816	1816		1820					1845		1859	1917	1936	1948				
Filton Abbey Wood (FIT)	a			1819	1819							1849			1920		1952				
Bristol Temple Meads (BRI)	10 a		1809	1828	1828		1833					1857			1913	1929	2002				
Lydney (LYD)	d				1819																
Chepstow (CPW)	d				1829																
Caldicot (CDT)	d				1837																
Severn Tunnel Jn (STJ)	d				1840																
Newport (South Wales) (NWP)	a				1853															2012	
Cardiff Central (CDF)	7 a				1909															2026	











NOTES (see introductory pages for explanation of train operator codes and standard symbols)

- a Arrival time
- d Departure time
- c Arrives 4 minutes earlier
- A To Maesteg, see table 126
- B To London Paddington, see table 125
- D Runs until 8 September
- E Runs from 11 September
- L To Weymouth, see table 133
- M From Manchester Piccadilly, see table 050
- P To Westbury, see table 133
- Q From Manchester Piccadilly to Paignton, see table 050
- S From Edinburgh to Plymouth, see table 050
- U From Edinburgh to Penzance, see table 050
- V From Aberdeen to Penzance, see table 050

Nottingham, Derby, Birmingham, Great Malvern and Worcester to Cheltenham Spa, Gloucester, Bristol, Newport and Cardiff

Mondays to Fridays

Operator Train ID Days of operation/Notes 1st Class/Reservations/Bus Catering facilities	GW 2T51 E	XC 1V65 M 1◇	GW 2T51 D 1	GW 2T51 E	AW 2L71 A	XC 1V66 S 1◇ ♠	GW 1L90 B 1	GW 2T63 1	XC 1V15 1◇	GW 2T52	XC 1V68 S 1◇ ♠	GW 1L92 B 1	GW 2T64 1	XC 1V16 1◇	XC 1V70 W 1◇ ♠	GW 2T53	GW 2B92 X	XC 1V17 Y 1◇
Nottingham (NOT)  8 d																		
Derby (DBY)  6 d						1831												
Birmingham New Street (BHM)  12 d		1842				1912												2130
University (UNI) d									1937					2037				2137
Great Malvern (GMV) d																		2115
Malvern Link (MVL) d																		2118
Worcester Foregate Street (WOF)  7 d	1853									1950								2128
Worcester Shrub Hill (WOS)  7 d	1857									1956								2134
Worcestershire Parkway (WOP) d									1958									2158
Ashchurch for Tewkesbury (ASC) d	1913									2014						2150		2209
Cheltenham Spa (CNM) a	1922	1927				1950			2014	2023	2050			2114	2150	2159		2220
Cheltenham Spa (CNM) d	1923	1929			1946	1952	1959		2015	2023	2052	2059		2115	2152	2200	2216	2221
Gloucester (GCR)  7 a	1935				1955		2008		2023	2032		2109		2123	2200	2209	2225	2230
Gloucester (GCR)  7 d	1941			1941	2000			2010	2027	2041			2111	2125	2205	2213		
Cam & Dursley (CDU) d			1953	1953						2054			2124					2225
Yate (YAE) d			2007	2007				2033		2107			2137					2238
Bristol Parkway (BPW)  7 a		1957	2015	2015	2020			2043		2116	2121		2144		2230	2247		
Filton Abbey Wood (FIT) a			2019	2019				2047		2120			2152			2250		
Bristol Temple Meads (BRI)  10 a		2008	2028	2028		2032		2056		2133	2136		2203		2243	2259		
Lydney (LYD) d					2019													2144
Chepstow (CPW) d					2028													2153
Caldicot (CDT) d					2037													2202
Severn Tunnel Jn (STJ) d					2040													2205
Newport (South Wales) (NWP) a					2052				2109									2216
Cardiff Central (CDF)  7 a					2108				2124					2236e				

Operator Train ID Days of operation/Notes 1st Class/Reservations/Bus Catering facilities	XC 1V71 W 1◇ ♠	AW 2G75 FO	AW 2G75 FX	GW 2T54 D 1	GW 2T54 E
Nottingham (NOT)  8 d					
Derby (DBY)  6 d	2131				
Birmingham New Street (BHM)  12 d	2212				
University (UNI) d					
Great Malvern (GMV) d					
Malvern Link (MVL) d					
Worcester Foregate Street (WOF)  7 d					
Worcester Shrub Hill (WOS)  7 d				2236	2236
Worcestershire Parkway (WOP) d					
Ashchurch for Tewkesbury (ASC) d				2253	2253
Cheltenham Spa (CNM) a	2250			2302	2302
Cheltenham Spa (CNM) d	2252	2258	2258	2303	2303
Gloucester (GCR)  7 a		2308	2308	2312	2312
Gloucester (GCR)  7 d		2310	2310	2317	2317
Cam & Dursley (CDU) d					
Yate (YAE) d					
Bristol Parkway (BPW)  7 a	2320			2346	2346
Filton Abbey Wood (FIT) a				2349	2349
Bristol Temple Meads (BRI)  10 a	2331			2357	2357
Lydney (LYD) d		2330	2330		
Chepstow (CPW) d		2339	2339		
Caldicot (CDT) d		2348	2348		
Severn Tunnel Jn (STJ) d		2351	2351		
Newport (South Wales) (NWP) a		0006	0014		
Cardiff Central (CDF)  7 a		0021	0037		

NOTES (see introductory pages for explanation of train operator codes and standard symbols)

- a Arrival time
- d Departure time
- e On Fridays arrives 2229
- A To Maesteg, see table 126
- B To London Paddington, see table 125
- D Runs until 8 September
- E Runs from 11 September
- M From Manchester Piccadilly, see table 050
- S From Edinburgh to Plymouth, see table 050
- W From Edinburgh, see table 050
- X To Swindon, see table 125
- Y From Leicester, see table 054
- FO Fridays only
- FX Not Fridays

Nottingham, Derby, Birmingham, Great Malvern and Worcester to Cheltenham Spa, Gloucester, Bristol, Newport and Cardiff

Saturdays

Operator Train ID Days of operation/Notes 1st Class/Reservations/Bus Catering facilities	AW 2L43 A	GW 2B62 B □	XC 1V01 □◇	GW 2T04 C □	XC 1V02 □◇	GW 1L64 D □ ⚡	GW 2O72 E	GW 2T40	AW 2L47 A	XC 1V42 F □◇	GW 1L66 D □ ⚡	GW 2C08 G	GW 2O73 H	XC 1V03 □◇	GW 2T41	XC 1V43 □◇ ⚡	GW 2T41	AW 2L49 A
Nottingham (NOT) 3 d																		
Derby (DBY) 6 d										0610				0600				
Birmingham New Street (BHM) 12 d			0500		0542					0712				0730		0742		
University (UNI) d														0737				
Great Malvern (GMV) d								0634										
Malvern Link (MVL) d								0637										
Worcester Foregate Street (WOF) 7 d								0647							0740			
Worcester Shrub Hill (WOS) 7 d								0652							0754			
Worcestershire Parkway (WOP) d														0758				
Ashchurch for Tewkesbury (ASC) d					0634			0708										
Cheltenham Spa (CNM) a			0601		0643			0717		0750				0814	0822	0827		
Cheltenham Spa (CNM) d	0533	0548	0603		0644	0649	0655	0719	0746	0752	0758			0815	0823	0829		0846
Gloucester (GCR) 7 a	0542	0557	0613		0653	0659	0704	0728	0755		0808			0824	0832			0855
Gloucester (GCR) 7 d	0544		0615	0615	0657		0707	0738	0757			0809	0809	0827	0841			0841
Cam & Dursley (CDU) d				0627			0719	0751										0854
Yate (YAE) d				0641			0733	0805				0833	0833					0907
Bristol Parkway (BPW) 7 a				0649			0741	0813		0820		0846	0846			0857		0916
Filton Abbey Wood (FIT) a				0655			0745	0817				0849	0849					0920
Bristol Temple Meads (BRI) 10 a				0709			0753	0826		0834		0858	0858			0908		0928
Lydney (LYD) d	0603		0635		0716				0816									0920
Chepstow (CPW) d	0613		0644		0726				0825					0853				0929
Caldicot (CDT) d	0621		0653		0734				0834									0938
Severn Tunnel Jn (STJ) d	0624		0656		0739				0838									0941
Newport (South Wales) (NWP) a	0636		0707		0750				0851					0912				0953
Cardiff Central (CDF) 7 a	0649		0720		0807				0905					0926				1009

Operator Train ID Days of operation/Notes 1st Class/Reservations/Bus Catering facilities	XC 1V44 J □◇ ⚡	GW 1L68 D □ ⚡	GW 2O74 E	XC 1V04 □◇	GW 2T42 K □	GW 2T42 L □	XC 1V45 M □◇	GW 2T42 K □	GW 2T42 L □	XC 1V46 N □◇	GW 1L70 D □ ⚡	GW 2C09 P	XC 1V05 □◇	GW 2T43	XC 1V47 Q □◇ ⚡	GW 2T43	AW 2L53 A	XC 1V48 R □◇ ⚡
Nottingham (NOT) 3 d				0703									0807					
Derby (DBY) 6 d	0727			0736						0828			0842					0931
Birmingham New Street (BHM) 12 d	0812			0830			0842			0912			0930		0942			1012
University (UNI) d				0837									0937					
Great Malvern (GMV) d																		
Malvern Link (MVL) d																		
Worcester Foregate Street (WOF) 7 d					0852	0852												
Worcester Shrub Hill (WOS) 7 d					0856	0856												
Worcestershire Parkway (WOP) d				0858														
Ashchurch for Tewkesbury (ASC) d					0913	0913												
Cheltenham Spa (CNM) a	0850			0914	0922	0922	0927		0950				1014	1013	1028			1050
Cheltenham Spa (CNM) d	0852	0859		0915	0923	0923	0929		0952	0959			1015	1023	1029			1041
Gloucester (GCR) 7 a		0909		0924	0932	0932			1009				1024	1032				1050
Gloucester (GCR) 7 d			0909	0927	0941	0941		0941	0941			1009	1027	1041				1052
Cam & Dursley (CDU) d								0954	0954									1054
Yate (YAE) d			0933					1007	1007			1034						1107
Bristol Parkway (BPW) 7 a	0920		0944				0959	1016	1016	1020		1044		1057	1116			1120
Filton Abbey Wood (FIT) a			0949					1020	1020			1048			1120			
Bristol Temple Meads (BRI) 10 a	0934		0959				1013	1028	1028	1036		1057		1107	1128			1134
Lydney (LYD) d													1046					1111
Chepstow (CPW) d				0953														1120
Caldicot (CDT) d																		1129
Severn Tunnel Jn (STJ) d																		1132
Newport (South Wales) (NWP) a				1012									1111					1145
Cardiff Central (CDF) 7 a				1027									1125					1202

NOTES (see introductory pages for explanation of train operator codes and standard symbols)

- a Arrival time
- d Departure time
- A To Maesteg, see table 126
- B To Swindon, see table 125
- C Also calls at Stapleton Road 0700 and Lawrence Hill 0704
- D To London Paddington, see table 125
- E To Weymouth, see table 133
- F To Plymouth, see table 135
- G Runs from 16 September. To Frome, see table 133
- H Runs until 9 September. To Weymouth, see table 133
- J From Leeds to Plymouth, see table 050
- K Runs until 9 September
- L Runs from 16 September
- M From Manchester Piccadilly, see table 050
- N From York to Plymouth, see table 050
- P To Westbury, see table 133
- Q From Manchester Piccadilly to Paignton, see table 050
- R From Newcastle to Plymouth, see table 050

Nottingham, Derby, Birmingham, Great Malvern and Worcester to Cheltenham Spa, Gloucester, Bristol, Newport and Cardiff

Saturdays

Operator	GW	GW	XC	GW	XC	GW	AW	XC	GW	GW	XC	GW	XC	GW	XC	GW	GW	XC
Train ID	1L72	2O76	1V06	2T44	1V49	2T44	2L55	1V50	2C12	1L74	1V07	2T45	1V51	2T45	1V52	1L76	2O78	1V08
Days of operation/Notes	D	E	◇		◇		A	S	P	D	◇		◇		S	D	E	
1st Class/Reservations/Bus Catering facilities	♣		♣		♣			♣		♣	♣		♣		♣	♣		♣
Nottingham (NOT)	8 d		0907								1007							1107
Derby (DBY)	6 d		0938					1031			1038				1131			1138
Birmingham New Street (BHM)	12 d		1030		1041			1112			1130		1142		1212			1230
University (UNI)	d		1037								1137							1237
Great Malvern (GMV)	d																	
Malvern Link (MVL)	d																	
Worcester Foregate Street (WOF)	7 d			1052							1152							
Worcester Shrub Hill (WOS)	7 d			1056							1156							
Worcestershire Parkway (WOP)	d		1058								1158							1258
Ashchurch for Tewkesbury (ASC)	d			1113							1213							
Cheltenham Spa (CNM)	a		1114	1121	1127			1150			1214	1222	1227		1250			1314
Cheltenham Spa (CNM)	d	1059	1115	1122	1128		1145	1152		1159	1215	1223	1229		1252	1259		1315
Gloucester (GCR)	7 a	1109	1124	1132		1138	1154			1209	1224	1232				1309		1324
Gloucester (GCR)	7 d	1109	1127	1138		1138	1158		1207		1227	1241		1241			1310	1327
Cam & Dursley (CDU)	d					1151								1254				
Yate (YAE)	d	1133				1204								1307				
Bristol Parkway (BPW)	7 a	1143			1156	1213		1224	1231		1241		1258	1316	1320			1334
Filton Abbey Wood (FIT)	a	1148				1217			1246					1320				1351
Bristol Temple Meads (BRI)	10 a	1159			1206	1226		1237	1255				1308	1328	1336			1359
Lydney (LYD)	d						1217											1346
Chepstow (CPW)	d		1153				1226				1253							
Caldicot (CDT)	d						1235											
Severn Tunnel Jn (STJ)	d						1238											
Newport (South Wales) (NWP)	a		1212				1250				1312							1411
Cardiff Central (CDF)	7 a		1226				1306				1325							1425

Operator	GW	GW	XC	GW	GW	AW	XC	GW	GW	XC	GW	XC	GW	AW	XC	GW	GW	XC
Train ID	2T46	2T46	1V53	2T46	2T46	2L59	1V54	1L78	2C17	1V09	2T47	1V55	2T47	2L61	1V56	2B80	2O80	1V10
Days of operation/Notes	K	L	M	K	L	A	S	D	T	◇		◇		A	U	B	E	◇
1st Class/Reservations/Bus Catering facilities	♣		♣	♣			♣	♣		♣		♣			♣	♣		♣
Nottingham (NOT)	8 d									1207								1307
Derby (DBY)	6 d						1231			1238					1331			1338
Birmingham New Street (BHM)	12 d		1241				1312			1330		1342			1412			1430
University (UNI)	d									1337								1437
Great Malvern (GMV)	d																	
Malvern Link (MVL)	d																	
Worcester Foregate Street (WOF)	7 d	1250	1250								1351							
Worcester Shrub Hill (WOS)	7 d	1256	1256								1356							
Worcestershire Parkway (WOP)	d									1358								1458
Ashchurch for Tewkesbury (ASC)	d	1313	1313								1413							
Cheltenham Spa (CNM)	a	1322	1322	1327			1350			1414	1422	1427			1450			1514
Cheltenham Spa (CNM)	d	1323	1323	1329		1346	1352	1359		1415	1423	1429		1446	1452	1459		1515
Gloucester (GCR)	7 a	1332	1332			1356		1409		1424	1432			1455		1509		1524
Gloucester (GCR)	7 d	1341	1341		1341	1341	1358		1410	1427	1441		1441	1500			1509	1527
Cam & Dursley (CDU)	d				1354	1354							1444	1454				
Yate (YAE)	d				1407	1407			1434				1508					1533
Bristol Parkway (BPW)	7 a		1357	1416	1416		1420		1445		1456	1516		1520				1543
Filton Abbey Wood (FIT)	a			1420	1420				1449			1520						1547
Bristol Temple Meads (BRI)	10 a		1407	1428	1428		1435		1458		1511	1528		1536				1556
Lydney (LYD)	d					1417								1519				
Chepstow (CPW)	d					1426			1453					1528				1553
Caldicot (CDT)	d					1435								1537				
Severn Tunnel Jn (STJ)	d					1438								1540				
Newport (South Wales) (NWP)	a					1450				1511				1552				1611
Cardiff Central (CDF)	7 a					1507				1525				1606				1625

NOTES (see introductory pages for explanation of train operator codes and standard symbols)

- a Arrival time
- d Departure time
- A To Maesteg, see table 126
- B To Swindon, see table 125
- D To London Paddington, see table 125
- E To Weymouth, see table 133
- K Runs until 9 September
- L Runs from 16 September
- M From Manchester Piccadilly, see table 050
- P To Westbury, see table 133
- S From Edinburgh to Plymouth, see table 050
- T To Frome, see table 133
- U From Glasgow Central to Plymouth, see table 050

Nottingham, Derby, Birmingham, Great Malvern and Worcester to Cheltenham Spa, Gloucester, Bristol, Newport and Cardiff

Saturdays

Operator	GW	XC	GW	XC	GW	GW	XC	GW	XC	GW	AW	XC	GW	GW	XC	GW	GW	XC
Train ID	2T48	1V57	2T48	1V58	1L82	2O82	1V11	2T49	1V59	2T49	2L65	1V60	1L84	2O84	1V12	2T50	2T50	1V61
Days of operation/Notes		M		V	D	E		Q			A	W	D	E		K	L	M
1st Class/Reservations/Bus Catering facilities		1◇		1◇	1		1◇	1◇				1◇	1		1◇	1		1◇
Nottingham (NOT)	3 d						1407								1507			
Derby (DBY)	6 d			1431			1438					1528			1539			
Birmingham New Street (BHM)	12 d	1442		1512			1530		1542			1612			1630			1642
University (UNI)	d						1537								1637			
Great Malvern (GMV)	d																	
Malvern Link (MVL)	d																	
Worcester Foregate Street (WOF)	7 d	1452						1549								1652	1652	
Worcester Shrub Hill (WOS)	7 d	1456						1554								1656	1656	
Worcestershire Parkway (WOP)	d						1558								1658			
Ashchurch for Tewkesbury (ASC)	d	1513						1613								1713	1713	
Cheltenham Spa (CNM)	a	1522	1527		1550		1614	1622	1627			1650			1714	1722	1722	1727
Cheltenham Spa (CNM)	d	1523	1529		1552	1559	1615	1623	1629		1646	1652	1659		1715	1723	1723	1729
Gloucester (GCR)	7 a	1532			1609		1624	1632			1655		1709		1724	1732	1732	
Gloucester (GCR)	7 d	1541		1541		1609	1627	1641		1641	1658		1709	1727	1739	1739		
Cam & Dursley (CDU)	d			1554						1654								
Yate (YAE)	d			1607			1633			1707				1733				
Bristol Parkway (BPW)	7 a		1557	1616	1620		1643		1657	1716		1720		1743				1757
Filton Abbey Wood (FIT)	a			1620			1648			1720				1748				
Bristol Temple Meads (BRI)	10 a		1607	1628	1634		1656		1707	1728		1735		1757				1807
Lydney (LYD)	d						1646				1717				1746			
Chepstow (CPW)	d						1656				1726							
Caldicot (CDT)	d										1735							
Severn Tunnel Jn (STJ)	d										1738							
Newport (South Wales) (NWP)	a						1713				1750				1811			
Cardiff Central (CDF)	7 a						1727				1808				1827			











Operator	GW	GW	AW	XC	GW	GW	XC	GW	XC	GW	AW	XC	GW	GW	XC	GW	XC	GW
Train ID	2T50	2T50	2L67	1V62	2B86	2C25	1V13	2T51	1V63	2T51	2L69	1V64	1L88	2T30	1V14	2T52	1V65	2T52
Days of operation/Notes	K	L	A	S	B	P			M		A	S	D				M	
1st Class/Reservations/Bus Catering facilities	1			1◇	1		1◇		1◇			1◇	1		1◇		1◇	
Nottingham (NOT)	3 d						1607								1707			
Derby (DBY)	6 d			1631			1638					1731			1739			
Birmingham New Street (BHM)	12 d			1712			1730		1742			1812			1830		1842	
University (UNI)	d						1737								1837			
Great Malvern (GMV)	d																	
Malvern Link (MVL)	d																	
Worcester Foregate Street (WOF)	7 d							1752								1852		
Worcester Shrub Hill (WOS)	7 d							1756								1856		
Worcestershire Parkway (WOP)	d						1758								1858			
Ashchurch for Tewkesbury (ASC)	d						1809	1814								1913		
Cheltenham Spa (CNM)	a			1750			1818	1823	1829			1850			1914	1922	1927	
Cheltenham Spa (CNM)	d			1735	1752	1759	1819	1824	1831		1846	1852	1859		1915	1923	1929	
Gloucester (GCR)	7 a			1744		1809	1827	1833			1855		1907		1925	1932		
Gloucester (GCR)	7 d	1739	1739	1746		1810	1830	1841		1841	1858		1909	1927	1938		1938	
Cam & Dursley (CDU)	d	1753	1753							1854								1951
Yate (YAE)	d	1806	1806				1834			1907				1933				2005
Bristol Parkway (BPW)	7 a	1815	1815		1820		1844		1859	1916		1920		1944		1957	2013	
Filton Abbey Wood (FIT)	a	1819	1819				1848			1920				1948			2018	
Bristol Temple Meads (BRI)	10 a	1827	1827		1834		1857		1909	1928		1936		1957		2008	2027	
Lydney (LYD)	d			1805							1917							
Chepstow (CPW)	d			1815							1927							
Caldicot (CDT)	d			1823							1935							
Severn Tunnel Jn (STJ)	d			1826							1938							
Newport (South Wales) (NWP)	a			1838			1912				1950				2009			
Cardiff Central (CDF)	7 a			1852			1925				2007				2022			

NOTES (see introductory pages for explanation of train operator codes and standard symbols)

- a Arrival time
- d Departure time
- A To Maesteg, see table 126
- B To Swindon, see table 125
- D To London Paddington, see table 125
- E To Weymouth, see table 133
- K Runs until 9 September
- L Runs from 16 September
- M From Manchester Piccadilly, see table 050
- P To Westbury, see table 133
- Q From Manchester Piccadilly to Paignton, see table 050
- S From Edinburgh to Plymouth, see table 050
- V From Edinburgh to Penzance, see table 050
- W From Dundee to Penzance, see table 050

Nottingham, Derby, Birmingham, Great Malvern and Worcester to Cheltenham Spa, Gloucester, Bristol, Newport and Cardiff

Saturdays

Operator Train ID Days of operation/Notes 1st Class/Reservations/Bus Catering facilities	AW 2L71 A	XC 1V66 S ⏏ ⏏	GW 2T32	GW 1L90 D ⏏ ⏏	XC 1V15 ⏏ ⏏	GW 2T53	XC 1V68 S ⏏ ⏏	GW 2T34 ⏏	GW 1L92 D ⏏ ⏏	XC 1V16 ⏏ ⏏	GW 2B98 B	XC 1V70 X ⏏ ⏏	GW 2T55 K ⏏	GW 2T55 L	GW 2G99	AW 2G75 L	AW 2G75 K
Nottingham (NOT)  d					1807					1907							
Derby (DBY)  d		1828			1838		1931			1938		2031					
Birmingham New Street (BHM)  d		1912			1930		2012			2030		2112					
University (UNI) d					1937					2037							
Great Malvern (GMV) d													2125	2125			
Malvern Link (MVL) d													2128	2128			
Worcester Foregate Street (WOF)  d						1950							2139	2139			
Worcester Shrub Hill (WOS)  d						1956							2145	2145	2225		
Worcestershire Parkway (WOP) d					1958					2058							
Ashchurch for Tewkesbury (ASC) d						2013							2201	2201	2241		
Cheltenham Spa (CNM) a		1950			2014	2022	2050			2114		2150	2210	2210	2250		
Cheltenham Spa (CNM) d	1946	1952		2002	2015	2024	2052		2105	2115	2132	2151	2212	2212	2251	2258	2258
Gloucester (GCR)  a	1955			2012	2024	2033			2114	2124	2142	2159	2221	2221	2301	2307	2307
Gloucester (GCR)  d	1958		2006		2027	2040		2107		2127		2205	2225	2225		2309	2309
Cam & Dursley (CDU) d						2053		2120					2238	2238			
Yate (YAE) d			2030			2106		2133					2251	2251			
Bristol Parkway (BPW)  a		2020	2041			2115	2120	2141				2230	2300	2300			
Filton Abbey Wood (FIT) a			2045			2119		2145					2304	2304			
Bristol Temple Meads (BRI)  a		2030	2053			2128	2134	2155				2240	2313	2313			
Lydney (LYD) d	2017									2146						2328	2328
Chepstow (CPW) d	2027									2156						2338	2338
Caldicot (CDT) d	2035									2204						2346	2346
Severn Tunnel Jn (STJ) d	2038									2207						2349	2349
Newport (South Wales) (NWP) a	2050				2109					2219						0008	0008
Cardiff Central (CDF)  a	2105				2122					2242						0030	0036

NOTES (see introductory pages for explanation of train operator codes and standard symbols)

- a Arrival time
- d Departure time
- A To Maesteg, see table 126
- B To Swindon, see table 125
- D To London Paddington, see table 125
- K Runs until 9 September
- L Runs from 16 September
- S From Edinburgh to Plymouth, see table 050
- X From Edinburgh, see table 050

Nottingham, Derby, Birmingham, Great Malvern and Worcester to Cheltenham Spa, Gloucester, Bristol, Newport and Cardiff

Sundays

Operator Train ID Days of operation/Notes 1st Class/Reservations/Bus Catering facilities	AW 2G49	GW 2T31 A	GW 2C28 B	GW 2B44 C	XC 1V46 D P◇ ⚡	GW 2T33	AW 2G51	GW 1L50 E P	XC 1V02 F P◇ ⚡	XC 1V48 F P◇ ⚡	GW 2T35	GW 2B07 C P	XC 1V03 F P◇ ⚡	XC 1V50 F P◇ ⚡	GW 2T37	AW 2G53	XC 1V52 G P◇ ⚡
Nottingham (NOT) 8 d													0955				
Derby (DBY) 6 d										0931			1020	1031			1131
Birmingham New Street (BHM) 12 d					0930				1012	1030			1112	1130			1212
University (UNI) d								1018					1118				
Great Malvern (GMV) d																	
Malvern Link (MVL) d																	
Worcester Foregate Street (WOF) 7 d																	
Worcester Shrub Hill (WOS) 7 d						0957									1154		
Worcestershire Parkway (WOP) d									1040				1140				
Ashchurch for Tewkesbury (ASC) d						1014									1211		
Cheltenham Spa (CNM) a					1008	1023			1058	1108			1159	1208	1220		1250
Cheltenham Spa (CNM) d		0921	0921	0928	1010	1023	1038	1054	1100	1110		1155	1200	1210	1222	1235	1252
Gloucester (GCR) 7 a		0930	0930	0938		1033	1047	1106	1109			1205	1209		1232	1245	
Gloucester (GCR) 7 d	0845	0932	0932			1040	1048		1111			1141	1211		1237	1246	
Cam & Dursley (CDU) d		0945	0945			1054						1154			1252		
Yate (YAE) d		0959	0959			1107						1207			1306		
Bristol Parkway (BPW) 7 a		1007	1007		1038	1116						1216		1240	1314		1320
Filton Abbey Wood (FIT) a		1013	1013			1119				1141		1219			1318		
Bristol Temple Meads (BRI) 10 a		1024	1025		1049	1128				1151	1228			1251	1326		1335
Lydney (LYD) d	0904						1107										1305
Chepstow (CPW) d	0914						1116										1314
Caldicot (CDT) d	0922						1125										1323
Severn Tunnel Jn (STJ) d	0925						1128										1326
Newport (South Wales) (NWP) a	0944						1140		1153				1253				1338
Cardiff Central (CDF) 7 a	1004						1155		1207				1306				1353

Operator Train ID Days of operation/Notes 1st Class/Reservations/Bus Catering facilities	GW 2B08 C	XC 1V04 P◇	GW 2T39	XC 1V54 H P◇ ⚡	GW 2B09 C P	AW 2G55	XC 1V05 P◇	AW 2G55	GW 2T41	XC 1V55 P◇ ⚡	GW 2T41	XC 1V56 J P◇ ⚡	GW 1L66 E P	XC 1V06 F P◇ ⚡	XC 1V57 K P◇ ⚡	GW 2T43	XC 1V58 L P◇ ⚡
Nottingham (NOT) 8 d		1116					1216								1316		
Derby (DBY) 6 d		1140		1231			1240					1331		1340			1431
Birmingham New Street (BHM) 12 d		1230		1312			1330			1342		1412		1430	1440		1512
University (UNI) d		1237					1337							1437			
Great Malvern (GMV) d																	
Malvern Link (MVL) d																	
Worcester Foregate Street (WOF) 7 d									1347								
Worcester Shrub Hill (WOS) 7 d									1357								
Worcestershire Parkway (WOP) d		1258					1358								1458		
Ashchurch for Tewkesbury (ASC) d								1414									
Cheltenham Spa (CNM) a		1314		1350			1414		1423	1428		1450		1514	1521		1550
Cheltenham Spa (CNM) d	1301	1318		1352	1401	1409	1415		1423	1429		1452	1500	1515	1526		1552
Gloucester (GCR) 7 a	1311	1326			1410	1419	1424	←	1434		←		1512	1524			
Gloucester (GCR) 7 d		1330	1341			1429	1425	1429	1441			1441		1530		1541	
Cam & Dursley (CDU) d			1354			→			→			1454			1554		
Yate (YAE) d			1407									1507			1607		
Bristol Parkway (BPW) 7 a			1416	1420						1457	1516	1522			1554	1616	1620
Filton Abbey Wood (FIT) a			1419								1519				1619		
Bristol Temple Meads (BRI) 10 a			1428	1432						1507	1528	1536			1604	1628	1634
Lydney (LYD) d							1448										
Chepstow (CPW) d							1458										
Caldicot (CDT) d							1506										
Severn Tunnel Jn (STJ) d							1509										
Newport (South Wales) (NWP) a		1412					1507	1521							1612		
Cardiff Central (CDF) 7 a		1425					1525	1536							1625		

NOTES (see introductory pages for explanation of train operator codes and standard symbols)

- a Arrival time
- d Departure time
- A Runs from 17 September
- B Runs until 10 September. To Westbury, see table 133
- C To Swindon, see table 125
- D To Penzance, see table 135
- E To London Paddington, see table 125
- F From Leeds to Plymouth, see table 050
- G From York to Plymouth, see table 050
- H From Newcastle to Plymouth, see table 050
- J From Edinburgh to Plymouth, see table 050
- K From Manchester Piccadilly to Paignton, see table 050
- L From Edinburgh to Penzance, see table 050

Nottingham, Derby, Birmingham, Great Malvern and Worcester to Cheltenham Spa, Gloucester, Bristol, Newport and Cardiff

Sundays

Operator Train ID Days of operation/Notes 1st Class/Reservations/Bus Catering facilities	GW 2B11 C	AW 2G57	XC 1V07 1◇ ♣	AW 2G57	GW 2T45	XC 1V59 M 1◇ ♣	GW 2T45	XC 1V60 L 1◇ ♣	GW 1L78 E ♣	XC 1V08 1◇ ♣	XC 1V61 M 1◇ ♣	GW 2T47	XC 1V62 N 1◇ ♣	GW 2B13 C	XC 1V09 1◇ ♣	GW 1098 P	XC 1V63 M 1◇ ♣
Nottingham (NOT) 8 d			1416							1512					1616		
Derby (DBY) 6 d			1440					1531		1537			1631		1640		
Birmingham New Street (BHM) 12 d			1530			1540		1612		1630	1640		1712		1730		1740
University (UNI) d			1537							1637					1737		
Great Malvern (GMV) d																	
Malvern Link (MVL) d																	
Worcester Foregate Street (WOF) 7 d					1547											1737	
Worcester Shrub Hill (WOS) 7 d					1555											1758	
Worcestershire Parkway (WOP) d			1558							1658					1758		
Ashchurch for Tewkesbury (ASC) d					1613												1814
Cheltenham Spa (CNM) a			1614		1622	1628		1650		1714	1721		1750		1814	1823	1828
Cheltenham Spa (CNM) d	1601	1610	1615		1623	1629		1652	1701	1715	1726		1752	1801	1815	1824	1830
Gloucester (GCR) 7 a	1611	1622	1624	←	1634	←		1714	1724				1811	1826	1834		
Gloucester (GCR) 7 d		1629	1625	1629	1640	1640				1725		1741			1828	1841	
Cam & Dursley (CDU) d		→					1653					1754				→	
Yate (YAE) d							1707					1808					
Bristol Parkway (BPW) 7 a						1657	1715	1720			1754	1816	1821				1858
Filton Abbey Wood (FIT) a							1719					1820					
Bristol Temple Meads (BRI) 10 a						1707	1727	1736				1806	1828	1835			1908
Lydney (LYD) d				1648													
Chepstow (CPW) d				1658													
Caldicot (CDT) d				1706													
Severn Tunnel Jn (STJ) d				1709													
Newport (South Wales) (NWP) a			1708	1721						1807					1910		
Cardiff Central (CDF) 7 a			1721	1735						1821					1925		













Operator Train ID Days of operation/Notes 1st Class/Reservations/Bus Catering facilities	GW 1098 P	AW 2G59	XC 1V64 J 1◇ ♣	GW 2B14 C	XC 1V10 1◇ ♣	XC 1V65 M 1◇ ♣	GW 2T51	XC 1V66 Q 1◇ ♣	GW 2B15 C	AW 2G61	XC 1V11 1◇ ♣	AW 2G61	GW 2T53	XC 1V68 J 1◇ ♣	GW 2B16 C	GW 2T55	XC 1V70 R 1◇ ♣
Nottingham (NOT) 8 d					1716						1816						
Derby (DBY) 6 d			1731		1742			1831			1840			1931			2031
Birmingham New Street (BHM) 12 d			1812		1830	1840		1912			1930			2012			2112
University (UNI) d					1837						1937						
Great Malvern (GMV) d																	
Malvern Link (MVL) d																	
Worcester Foregate Street (WOF) 7 d													1941				
Worcester Shrub Hill (WOS) 7 d													1952				
Worcestershire Parkway (WOP) d					1858						1958						
Ashchurch for Tewkesbury (ASC) d													2014				
Cheltenham Spa (CNM) a			1850		1914	1921		1950			2014		2023	2050			2150
Cheltenham Spa (CNM) d		1835	1852	1900	1915	1926		1952	2000	2010	2015		2025	2052	2100		2152
Gloucester (GCR) 7 a	←	1847		1911	1923			2009	2022	2024	←	2034	2034	2111			2200
Gloucester (GCR) 7 d	1841	1848			1925		1941			2033	2025	2033	2039			2141	2205
Cam & Dursley (CDU) d	1854						1954			→			2052			2154	
Yate (YAE) d	1907						2007						2106			2208	
Bristol Parkway (BPW) 7 a	1916		1922			1954	2016	2020					2114	2120		2216	2230
Filton Abbey Wood (FIT) a	1919						2019						2118			2220	
Bristol Temple Meads (BRI) 10 a	1928		1936				2028	2035					2126	2135		2228	2240
Lydney (LYD) d		1907											2052				
Chepstow (CPW) d		1916											2102				
Caldicot (CDT) d		1925											2111				
Severn Tunnel Jn (STJ) d		1928											2117				
Newport (South Wales) (NWP) a		1941		2007							2107	2133					
Cardiff Central (CDF) 7 a		1955			2020						2120	2148					

NOTES (see introductory pages for explanation of train operator codes and standard symbols)

- a Arrival time
- d Departure time
- C To Swindon, see table 125
- E To London Paddington, see table 125
- J From Edinburgh to Plymouth, see table 050
- L From Edinburgh to Penzance, see table 050
- M From Manchester Piccadilly, see table 050
- N From Glasgow Central to Plymouth, see table 050
- P To Portsmouth Harbour, see table 133
- Q From Dundee to Plymouth, see table 050
- R From Edinburgh, see table 050

Nottingham, Derby, Birmingham, Great Malvern and Worcester to Cheltenham Spa, Gloucester, Bristol, Newport and Cardiff

Sundays

Operator Train ID Days of operation/Notes 1st Class/Reservations/Bus Catering facilities	GW 2B90 C I	AW 2G63	GW 2T57	XC 1V72 R I◇ ⚡	GW 2T57
Nottingham (NOT)  8 d					
Derby (DBY)  6 d				2131	
Birmingham New Street (BHM)  12 d				2212	
University (UNI) d					
Great Malvern (GMV) d					
Malvern Link (MVL) d					
Worcester Foregate Street (WOF)  7 d			2157		
Worcester Shrub Hill (WOS)  7 d			2219		
Worcestershire Parkway (WOP) d					
Ashchurch for Tewkesbury (ASC) d			2235		
Cheltenham Spa (CNM) a			2244	2250	
Cheltenham Spa (CNM) d	2200		2245	2252	
Gloucester (GCR)  7 a	2210		2255		
Gloucester (GCR)  7 d		2240	2305		2305
Cam & Dursley (CDU) d					2318
Yate (YAE) d					2331
Bristol Parkway (BPW)  7 a				2320	2339
Filton Abbey Wood (FIT) a					2342
Bristol Temple Meads (BRI)  10 a				2330	2351
Lydney (LYD) d		2259			
Chepstow (CPW) d		2308			
Caldicot (CDT) d		2317			
Severn Tunnel Jn (STJ) d		2320			
Newport (South Wales) (NWP) a		2332			
Cardiff Central (CDF)  7 a		2346			

NOTES (see introductory pages for explanation of train operator codes and standard symbols)

- a Arrival time
- d Departure time
- C To Swindon, see table 125
- R From Edinburgh, see table 050