






London to Winchester, Fareham, Portsmouth, Southampton, Lymington, Yarmouth (IOW), Bournemouth and Weymouth

Mondays to Fridays

Operator Train ID Days of operation/Notes 1st Class/Reservations/Bus/Ferry	SW	SW	SW	SW	SW	SW		SW	SW	SW	SW	SW	SW	SW	SW	SW	SW	SW
	1W71	1B71	1T75	1B75	1T75	1B81	MO A	1W85	1B73	1B75	1B77	2B77		2W01	2W01	1J01		
	MO	MO	MO	MO	MO	MO		MX	MX	MX	MX	MX		B	C			
	□	□	□	□	□	□		□	□	□	□	□		□	□	□	□	□
London Waterloo (WAT)  15 d						0010												
Clapham Junction (CLJ) 10 d						0017u												
Woking (WOK) d						0042							0004					
Farnborough (Main) (FNB) d													0015					
Fleet (FLE) d													0020					
Reading (RDG) 7 d																		
Basingstoke (BSK) d						0101							0035					
Micheldever (MIC) d													0003					
Winchester (WIN) d			0007	0014		0118							0012	0051				
Shawford (SHW) d			0012										0017					
Romsey (ROM) d																		
Chandlers Ford (CFR) d																		
Eastleigh (ESL) 3 a			0017	0023	←	0126							0022	0059				
Eastleigh (ESL) 3 d			0030	0024	→	0127							0023	0100				
Hedge End (HDE) d						0036s												
Botley (BOE) d						0039s												
Fareham (FRM) a						0047s												
Portchester (PTC) a						0053s												
Cosham (CSA) a						0057s												
Hilsea (HLS) a																		
Fratton (FTN) a						0105s												
Portsmouth & Southsea (PMS) a						0108s												
Portsmouth Harbour (PMH)  a						0112												
Southampton Airport Parkwy (SOA)  d				0028		0132							0028	0105				
Swaythling (SWG) d																		
St Denys (SDN) d				0032s									0032s					
Southampton Central (SOU) a				0037		0139							0037	0112				
Southampton Central (SOU) d				0040										0113				
Millbrook (Hants) (MBK) d																		
Redbridge (RDB) d																		
Totton (TTN) d				0045s										0118s				
Ashurst New Forest (ANF) d																		
Beaulieu Road (BEU) d																		
Brockenhurst (BCU) 3 a				0056s										0129s				
Brockenhurst (BCU) 3 d																		
Lymington Town (LYT) d																		0559
Lymington Pier (LYP) a																		0607
Lymington Pier (LYP)  d														0530				0615
Yarmouth (I.O.W.) (YMH)  a														0610				0655
Sway (SWY) d																		
New Milton (NWM) d			0004		0104s									0137s				
Hinton Admiral (HNA) d			0008															
Christchurch (CHR) d			0013		0111s				0001					0144s				
Pokesdown (POK) d			0017		0115s				0005					0148s				
Bournemouth (BMH) a			0021		0119				0010	0022				0152				
Bournemouth (BMH) d			0022		0120											0606	0611	
Branksome (BSM) d			0027		0125s											0611	0616	
Parkstone (Dorset) (PKS) d			0030		0128s											0614	0619	
Poole (POO) 4 a			0034		0132											0618	0623	
Poole (POO) 4 d																0620	0624	
Hamworthy (HAM) d																0625	0629	
Holton Heath (HOL) d																0629	0633	
Wareham (WRM) d		0003														0634	0638	
Wool (WOO) d		0010														0641	0644	
Moreton (Dorset) (MTN) d		0016							0002							0647	0650	
Dorchester South (DCH) d		0024							0010							0656	0658	
Dorchester West (DCW) d																		
Upwey (UPW) d		0030														0703	0705	
Weymouth (WEY) a		0035														0709	0709	

Ferry services between Lymington and Yarmouth are operated by Wightlink. www.wightlink.co.uk or call 0333 999 7333
 For the complete service between London and Basingstoke see table 152, and between Reading and Basingstoke table 120
 For the complete service between Romsey and Southampton, also between Fareham and Portsmouth see table 156

NOTES (see introductory pages for explanation of train operator codes and standard symbols)

- a Arrival time
- d Departure time
- s Stops to set down only
- u Stops to pick up only
- A Also calls at Wimbledon 0023
- B Runs from 9 October
- C Runs until 6 October
- MO Mondays only
- MX Not Mondays

London to Winchester, Fareham, Portsmouth, Southampton, Lymington, Yarmouth (IOW), Bournemouth and Weymouth

Mondays to Fridays

Operator	SW	SW	SW	SW	SW	SW	SW	GW	SW	SW	SW	SW	SW	SW	SW	SW	SW	SW
Train ID	2W03	2W03	1J03		2W05	2W05	1J05	2O70	2T03	2S97	1W51	1J07	2T07	2W09	2B89	1J09		
Days of operation/Notes	B	C			B	C		D		E	F							
1st Class/Reservations/Bus/Ferry	1	1	1	1	1	1	1		1	1	1	1	1	1	1	1	1	1
London Waterloo (WAT)	15	d																
Clapham Junction (CLJ)	10	d																
Woking (WOK)		d																
Farnborough (Main) (FNB)		d																
Fleet (FLE)		d																
Reading (RDG)	7	d																
Basingstoke (BSK)		d																
Micheldever (MIC)		d																
Winchester (WIN)		d																
Shawford (SHW)		d																
Romsey (ROM)		d																
Chandlers Ford (CFR)		d																
Eastleigh (ESL)	3	a																
Eastleigh (ESL)	3	d																
Hedge End (HDE)		d																
Botley (BOE)		d																
Fareham (FRM)		a																
Portchester (PTC)		a																
Cosham (CSA)		a																
Hilsea (HLS)		a																
Fratton (FTN)		a																
Portsmouth & Southsea (PMS)		a																
Portsmouth Harbour (PMH)		a																
Southampton Airport Parkwy (SOA)		d																
Swaythling (SWG)		d																
St Denys (SDN)		d																
Southampton Central (SOU)		a																
Southampton Central (SOU)		d																
Millbrook (Hants) (MBK)		d																
Redbridge (RDB)		d																
Totton (TTN)		d																
Ashurst New Forest (ANF)		d																
Beaulieu Road (BEU)		d																
Brockenhurst (BCU)	3	a																
Brockenhurst (BCU)	3	d																
Lymington Town (LYT)		d																
Lymington Pier (LYP)		a																
Lymington Pier (LYP)		d																
Yarmouth (I.O.W.) (YMH)		a																
Sway (SWY)		d																
New Milton (NWM)		d																
Hinton Admiral (HNA)		d																
Christchurch (CHR)		d																
Pokesdown (POK)		d																
Bournemouth (BMH)		a																
Bournemouth (BMH)		d																
Branksome (BSM)		d																
Parkstone (Dorset) (PKS)		d																
Poole (POO)	4	a																
Poole (POO)	4	d																
Hamworthy (HAM)		d																
Holton Heath (HOL)		d																
Wareham (WRM)		d																
Wool (WOO)		d																
Moreton (Dorset) (MTN)		d																
Dorchester South (DCH)		d																
Dorchester West (DCW)		d																
Upwey (UPW)		d																
Weymouth (WEY)		a																

NOTES (see introductory pages for explanation of train operator codes and standard symbols)

- a Arrival time
- d Departure time
- u Stops to pick up only
- B Runs from 9 October
- C Runs until 6 October
- D From Westbury, see table 133
- E From Salisbury to Salisbury, see table 156
- F Also calls at Wimbledon 0543

London to Winchester, Fareham, Portsmouth, Southampton, Lymington, Yarmouth (IOW), Bournemouth and Weymouth

Mondays to Fridays

Operator	SW	SW	XC	SW	SW	SW	SW	SW	SW	SW	SW	XC	SW	SW	GW	SW	SW
Train ID	2S11	2T09	1D34	1W53	1J11		2W13	1B87	1J13	2S15	2T13	1002	1W55	2B15	2O72	1W57	2W57
Days of operation/Notes	G	H	◇	◇	◇	◇	◇	◇	◇	G	J	K	◇	◇	L	◇	◇
1st Class/Reservations/Bus/Ferry																	
Catering facilities			⚓									⚓					
London Waterloo (WAT)	15	d		0630				0703			0642		0735				0805
Clapham Junction (CLJ)	10	d		0637u				0710u			0649u						0812u
Woking (WOK)		d	0620	0657				0730			0720		0800				
Farnborough (Main) (FNB)		d	0634								0734						
Fleet (FLE)		d	0639								0739						
Reading (RDG)	7	d										0752					
Basingstoke (BSK)		d	0700	0718				0750			0800	0811	0819				0849
Micheldever (MIC)		d	0710								0810						
Winchester (WIN)		d	0719	0735				0807			0820	0827	0836	0841			0906
Shawford (SHW)		d		0740							0825		0845				
Romsey (ROM)		d	0707								0807						
Chandlers Ford (CFR)		d	0714								0814						
Eastleigh (ESL)	3	a	0720	0728	0745						0820	0831	0845	0851			
Eastleigh (ESL)	3	d	0721	0729	0746						0821	0831	0846	0851			
Hedge End (HDE)		d		0735								0837					
Botley (BOE)		d		0739								0841					
Fareham (FRM)		a		0746								0849					
Portchester (PTC)		a		0752								0854					
Cosham (CSA)		a		0757								0859					
Hilsea (HLS)		a		0804								0905					
Fratton (FTN)		a		0808								0909					
Portsmouth & Southsea (PMS)		a		0813								0912					
Portsmouth Harbour (PMH)		a		0818								0918					
Southampton Airport Parkwy (SOA)	4	d	0726		0750			0818			0825		0835	0850	0855		0914
Swaythling (SWG)		d	0728								0827						
St Denys (SDN)		d	0731								0830						
Southampton Central (SOU)		a	0736		0757			0825			0835		0842	0857	0902		0923
Southampton Central (SOU)		d	0738		0756	0759		0827			0837		0845	0859	0906		0925
Millbrook (Hants) (MBK)		d	0741								0840						
Redbridge (RDB)		d	0745a								0843a						
Totton (TTN)		d		0804				0833						0911			
Ashurst New Forest (ANF)		d		0809										0916			
Beaulieu Road (BEU)		d		0813													
Brockenhurst (BCU)	3	a		0809	0819			0843					0912	0924			0939
Brockenhurst (BCU)	3	d		0810	0820	0829		0844	0859				0913	0925			0939
Lymington Town (LYT)		d				0837			0907								
Lymington Pier (LYP)		a				0840			0910								
Lymington Pier (LYP)		d					0900										
Yarmouth (I.O.W.) (YMH)		a					0940										
Sway (SWY)		d		0825				0849						0929			
New Milton (NWM)		d		0830				0854						0934			0946
Hinton Admiral (HNA)		d		0834				0858						0938			
Christchurch (CHR)		d		0839				0903						0943			0953
Pokesdown (POK)		d		0842				0906						0947			0957
Bournemouth (BMH)		a		0825	0846			0910				0913	0928	0953			1001
Bournemouth (BMH)		d		0848				0904	0912				0932			1004	1008
Branksome (BSM)		d		0853				0909	0917				0937				1013
Parkstone (Dorset) (PKS)		d		0856				0912	0920				0940				1016
Poole (POO)	4	a		0859				0916	0923				0943			1013	1020
Poole (POO)	4	d		0900				0917					0944				1014
Hamworthy (HAM)		d		0905				0922					0949				1019
Holton Heath (HOL)		d						0926									1023
Wareham (WRM)		d						0931					0956				1028
Wool (WOO)		d						0937					1002				1035
Moreton (Dorset) (MTN)		d						0943									1041
Dorchester South (DCH)		d						0951					1013				1054c
Dorchester West (DCW)		d													1018		
Upwey (UPW)		d			0939			0958							1026	1102	
Weymouth (WEY)		a			0944			1002					1023		1031	1106	

NOTES (see introductory pages for explanation of train operator codes and standard symbols)

- a Arrival time
- d Departure time
- u Stops to pick up only
- c Arrives 6 minutes earlier
- G To Salisbury, see table 156
- H Also calls at Brookwood 0626, Winchfield 0645 and Hook 0649
- J Also calls at Surbiton 0700, Walton-On-Thames 0707, Weybridge 0711, Brookwood 0726, Winchfield 0745 and Hook 0749
- K From Birmingham New Street, see table 050
- L From Bristol Temple Meads, see table 133

London to Winchester, Fareham, Portsmouth, Southampton, Lymington, Yarmouth (IOW), Bournemouth and Weymouth

Mondays to Fridays

Operator	SW	SW	SW	SW	SN	XC	SW	SW	SW	SW	SW	SW	SW	SW	SW	SW	SW	XC
Train ID	1J15		2S19	1T17	1Y55	1004	1W17	1J17	2B17	2B19	1W59	2W59	1J19		2S23	1T21	1006	
Days of operation/Notes			G		M	N									G		P	
1st Class/Reservations/Bus/Ferry	1	1	1	1	1	1	1	1	1	1	1	1	1	1	1	1	1	
London Waterloo (WAT)	15	d		0808			0835					0905					0909	
Clapham Junction (CLJ)	10	d										0912u						
Woking (WOK)		d		0834			0900										0934	
Farnborough (Main) (FNB)		d		0844													0944	
Fleet (FLE)		d		0850													0950	
Reading (RDG)	7	d					0853											0952
Basingstoke (BSK)		d		0903			0911					0949					1003	1011
Micheldever (MIC)		d		0913													1013	
Winchester (WIN)		d		0922			0927	0934			0949	1005					1022	1027
Shawford (SHW)		d									0954							
Romsey (ROM)		d		0907													1007	
Chandlers Ford (CFR)		d		0914													1014	
Eastleigh (ESL)	3	a		0920	0930						0959						1020	1030
Eastleigh (ESL)	3	d		0921	0931	0942					1004						1021	1031
Hedge End (HDE)		d			0937													1037
Botley (BOE)		d			0941													1041
Fareham (FRM)		a			0948													1048
Portchester (PTC)		a			0954													1054
Cosham (CSA)		a			0959	1002												1059
Hilsea (HLS)		a			1004													1104
Fratton (FTN)		a			1008													1108
Portsmouth & Southsea (PMS)		a			1011													1111
Portsmouth Harbour (PMH)		a			1020													1120
Southampton Airport Parkwy (SOA)	4	d		0925			0936	0942			1008	1014					1025	1035
Swaythling (SWG)		d		0927													1027	
St Denys (SDN)		d		0930													1030	
Southampton Central (SOU)		a		0935			0943	0950			1018	1023					1035	1042
Southampton Central (SOU)		d		0939			0945	0951		0956		1025					1037	1045
Millbrook (Hants) (MBK)		d		0942													1040	
Redbridge (RDB)		d		0945a													1043a	
Totton (TTN)		d								1001								
Ashurst New Forest (ANF)		d								1006								
Beaulieu Road (BEU)		d								1010								
Brockenhurst (BCU)	3	a					0958	1004		1016		1038						
Brockenhurst (BCU)	3	d	0942				0959	1005	1012	1017		1039	1042					
Lymington Town (LYT)		d	0950						1020				1050					
Lymington Pier (LYP)		a	0953						1023				1053					
Lymington Pier (LYP)		d		1000										1100				
Yarmouth (I.O.W.) (YMH)		a		1040										1140				
Sway (SWY)		d							1022									
New Milton (NWM)		d							1027			1046						
Hinton Admiral (HNA)		d							1031									
Christchurch (CHR)		d							1036			1053						
Pokesdown (POK)		d							1039			1057						
Bournemouth (BMH)		a					1013	1020	1044			1101						1113
Bournemouth (BMH)		d							1024			1104	1108					
Branksome (BSM)		d							1029				1113					
Parkstone (Dorset) (PKS)		d							1032				1116					
Poole (POO)	4	a							1036			1113	1120					
Poole (POO)	4	d							1037			1114						
Hamworthy (HAM)		d							1042			1119						
Holton Heath (HOL)		d										1123						
Wareham (WRM)		d							1049			1128						
Wool (WOO)		d										1135						
Moreton (Dorset) (MTN)		d										1141						
Dorchester South (DCH)		d							1105			1149						
Dorchester West (DCW)		d																
Upwey (UPW)		d										1155						
Weymouth (WEY)		a							1116			1202						

NOTES (see introductory pages for explanation of train operator codes and standard symbols)

- a Arrival time
- d Departure time
- u Stops to pick up only
- G To Salisbury, see table 156
- M From Southampton Central to Brighton, see table 178
- N From Manchester Piccadilly, see table 050
- P From Nottingham, see table 050

London to Winchester, Fareham, Portsmouth, Southampton, Lymington, Yarmouth (IOW), Bournemouth and Weymouth

Mondays to Fridays

Operator	SW 1W19	SW 1J21	SW 2B21	SW 2B23	GW 2074 Q	SW 1W61	SW 2W61	SW 1J23	SW	SW 2S27 G	SW 1T25	SN 1Y59 M	XC 1O08 N	SW 1W21	SW 1J25	SW 2B25	SW 2B27
Train ID	1	1	1	1	Q	1	1	1		1	1	1	1	1	1	1	1
Days of operation/Notes	1	1	1	1	Q	1	1	1		1	1	1	1	1	1	1	1
1st Class/Reservations/Bus/Ferry Catering facilities	1	1	1	1	Q	1	1	1		1	1	1	1	1	1	1	1
London Waterloo (WAT)	0935					1005					1009			1035			
Clapham Junction (CLJ)						1012u											
Woking (WOK)	1000										1034			1100			
Farnborough (Main) (FNB)											1044						
Fleet (FLE)											1050						
Reading (RDG)													1052				
Basingstoke (BSK)						1049					1103		1111				
Micheldever (MIC)											1113						
Winchester (WIN)	1033			1049		1105					1122		1127	1133			1149
Shawford (SHW)				1054													1154
Romsey (ROM)											1107						
Chandlers Ford (CFR)											1114						
Eastleigh (ESL)				1059							1120	1130					1159
Eastleigh (ESL)				1100							1121	1131	1141				1200
Hedge End (HDE)												1137					
Botley (BOE)												1141					
Fareham (FRM)												1148					
Portchester (PTC)												1154					
Cosham (CSA)												1159	1202				
Hilsea (HLS)												1204					
Fratton (FTN)												1208					
Portsmouth & Southsea (PMS)												1211					
Portsmouth Harbour (PMH)												1220					
Southampton Airport Parkwy (SOA)	1042			1105		1114					1125		1136	1142			1204
Swaythling (SWG)											1127						
St Denys (SDN)											1130						
Southampton Central (SOU)	1049			1112		1122					1135		1143	1149			1213
Southampton Central (SOU)	1051		1058			1124					1137		1145	1151		1156	
Millbrook (Hants) (MBK)											1140						
Redbridge (RDB)											1143a						
Totton (TTN)				1104													1201
Ashurst New Forest (ANF)				1108													1206
Beaulieu Road (BEU)																	1210
Brockenhurst (BCU)	1105		1116			1137								1204			1216
Brockenhurst (BCU)	1105	1112	1117			1138	1142							1205	1212	1217	
Lymington Town (LYT)							1150								1220		
Lymington Pier (LYP)			1123				1153								1223		
Lymington Pier (LYP)										1200							
Yarmouth (I.O.W.) (YMH)										1240							
Sway (SWY)			1122														1222
New Milton (NWM)			1127			1145											1227
Hinton Admiral (HNA)			1131														1231
Christchurch (CHR)			1136			1152											1236
Pokesdown (POK)			1139			1156											1239
Bournemouth (BMH)	1120		1144			1200							1213	1220			1244
Bournemouth (BMH)						1204	1208										1224
Branksome (BSM)							1213										1229
Parkstone (Dorset) (PKS)							1216										1232
Poole (POO)	1136					1213	1220										1236
Poole (POO)	1137					1214											1237
Hamworthy (HAM)	1142					1219											1242
Holton Heath (HOL)						1223											
Wareham (WRM)	1149					1228								1249			
Wool (WOO)						1235											
Moreton (Dorset) (MTN)						1241											
Dorchester South (DCH)	1205					1249											1305
Dorchester West (DCW)					1213												
Upwey (UPW)					1222	1255											
Weymouth (WEY)	1215				1227	1302								1315			

NOTES (see introductory pages for explanation of train operator codes and standard symbols)

- a Arrival time
- d Departure time
- u Stops to pick up only
- G To Salisbury, see table 156
- M From Southampton Central to Brighton, see table 178
- N From Manchester Piccadilly, see table 050
- Q From Gloucester, see table 133

London to Winchester, Fareham, Portsmouth, Southampton, Lymington, Yarmouth (IOW), Bournemouth and Weymouth

Mondays to Fridays

Operator	SW 1W63	SW 2W63	SW 1J27	SW	SW 2S31 G	SW 1T29	XC 1O10 N	SW 1W23	SW 1J29	SW 2B29	SW 2B31	GW 2O76 Q	SW 1W65	SW 2W65	SW 1J31	SW	SW 2S35 G
Train ID	1	1	1	1	1	1	1	1	1	1	1	1	1	1	1	1	1
Days of operation/Notes																	
1st Class/Reservations/Bus/Ferry																	
Catering facilities																	
London Waterloo (WAT)	15 d	1105				1109		1135						1205			
Clapham Junction (CLJ)	10 d	1112u												1212u			
Woking (WOK)	d					1134		1200									
Farnborough (Main) (FNB)	d					1144											
Fleet (FLE)	d					1150											
Reading (RDG)	7 d						1151										
Basingstoke (BSK)	d	1149				1203	1211							1248			
Micheldever (MIC)	d					1213											
Winchester (WIN)	d	1205				1222	1227	1233			1253			1305			
Shawford (SHW)	d										1258						
Romsey (ROM)	d				1207												1307
Chandlers Ford (CFR)	d				1214												1314
Eastleigh (ESL)	3 a				1220	1231					1303						1320
Eastleigh (ESL)	3 d				1221	1231					1304						1321
Hedge End (HDE)	d					1237											
Botley (BOE)	d					1241											
Fareham (FRM)	a					1249											
Portchester (PTC)	a					1255											
Cosham (CSA)	a					1259											
Hilsea (HLS)	a					1304											
Fratton (FTN)	a					1308											
Portsmouth & Southsea (PMS)	a					1312											
Portsmouth Harbour (PMH)	a					1320											
Southampton Airport Parkwy (SOA)	4 d	1214			1225		1240	1243			1308		1314				1325
Swaythling (SWG)	d				1227												1327
St Denys (SDN)	d				1230												1330
Southampton Central (SOU)	a	1221			1236		1247	1251			1315		1322				1336
Southampton Central (SOU)	d	1224			1237		1248	1252		1256			1324				1337
Millbrook (Hants) (MBK)	d				1240												1340
Redbridge (RDB)	d				1243a												1343a
Totton (TTN)	d									1301							
Ashurst New Forest (ANF)	d									1306							
Beaulieu Road (BEU)	d																
Brockenhurst (BCU)	3 a	1237						1308		1316			1337				
Brockenhurst (BCU)	3 d	1238	1242					1308	1312	1317			1338	1342			
Lymington Town (LYT)	d		1250						1320					1350			
Lymington Pier (LYP)	a		1253						1323					1353			
Lymington Pier (LYP)	d			1300													1400
Yarmouth (I.O.W.) (YMH)	a			1340													1440
Sway (SWY)	d									1322							
New Milton (NWM)	d	1245								1327			1345				
Hinton Admiral (HNA)	d									1331							
Christchurch (CHR)	d	1252								1336			1353				
Pokesdown (POK)	d	1256								1339			1356				
Bournemouth (BMH)	a	1300					1317	1323		1344			1400				
Bournemouth (BMH)	d	1304	1308					1326					1404	1408			
Branksome (BSM)	d		1313					1331						1413			
Parkstone (Dorset) (PKS)	d		1316					1334						1416			
Poole (POO)	4 a	1313	1320					1338					1414	1420			
Poole (POO)	4 d	1314						1339					1415				
Hamworthy (HAM)	d	1319						1344					1420				
Holton Heath (HOL)	d	1323											1424				
Wareham (WRM)	d	1328						1351					1428				
Wool (WOO)	d	1335											1435				
Moreton (Dorset) (MTN)	d	1341											1441				
Dorchester South (DCH)	d	1349						1407					1449				
Dorchester West (DCW)	d											1413					
Upwey (UPW)	d	1355										1422	1455				
Weymouth (WEY)	a	1402						1417				1427	1502				

NOTES (see introductory pages for explanation of train operator codes and standard symbols)

- a Arrival time
- d Departure time
- u Stops to pick up only
- G To Salisbury, see table 156
- N From Manchester Piccadilly, see table 050
- Q From Gloucester, see table 133

London to Winchester, Fareham, Portsmouth, Southampton, Lymington, Yarmouth (IOW), Bournemouth and Weymouth

Mondays to Fridays

Operator	SW 1T33	XC 1012 N	SW 1W25	SW 1J33	SW 2B33	SW 2B35	SW 1W67	SW 2W67	SW 1J35	SW	SW 2S39 G	SW 1T37	XC 1014 N	SW 1W27	SW 1J37	SW 2B37	SW 2B39
Train ID	1	1	1	1	1	1	1	1	1	1	1	1	1	1	1	1	1
Days of operation/Notes	1	1	1	1	1	1	1	1	1	1	1	1	1	1	1	1	1
1st Class/Reservations/Bus/Ferry	1	1	1	1	1	1	1	1	1	1	1	1	1	1	1	1	1
Catering facilities	1	1	1	1	1	1	1	1	1	1	1	1	1	1	1	1	1
London Waterloo (WAT)	15 d	1209		1235				1305				1309		1335			
Clapham Junction (CLJ)	10 d							1312u									
Woking (WOK)	d	1234		1300								1334		1401			
Farnborough (Main) (FNB)	d	1244										1344					
Fleet (FLE)	d	1250										1350					
Reading (RDG)	7 d		1251											1352			
Basingstoke (BSK)	d	1303	1311					1349				1403	1411				
Micheldever (MIC)	d	1313										1413					
Winchester (WIN)	d	1322	1327	1333			1349	1405				1422	1427	1433			1449
Shawford (SHW)	d						1354										1454
Romsey (ROM)	d											1407					
Chandlers Ford (CFR)	d											1414					
Eastleigh (ESL)	3 a	1330					1359					1420	1430				1459
Eastleigh (ESL)	3 d	1331					1400					1421	1431				1500
Hedge End (HDE)	d	1337											1437				
Botley (BOE)	d	1341											1441				
Fareham (FRM)	a	1348											1448				
Portchester (PTC)	a	1354											1454				
Cosham (CSA)	a	1359											1459				
Hilsea (HLS)	a	1404											1504				
Fratton (FTN)	a	1408											1508				
Portsmouth & Southsea (PMS)	a	1411											1511				
Portsmouth Harbour (PMH)	a	1420											1520				
Southampton Airport Parkwy (SOA)	d		1336	1343			1405	1414				1425		1435	1442		1505
Swaythling (SWG)	d											1427					
St Denys (SDN)	d											1430					
Southampton Central (SOU)	a		1343	1350			1412	1421				1435		1442	1449		1515
Southampton Central (SOU)	d		1345	1352		1356		1424				1437		1445	1451		1456
Millbrook (Hants) (MBK)	d											1440					
Redbridge (RDB)	d											1443a					
Totton (TTN)	d					1401											1501
Ashurst New Forest (ANF)	d					1406											1506
Beaulieu Road (BEU)	d					1410											
Brockenhurst (BCU)	3 a			1405		1416		1437						1504			1515
Brockenhurst (BCU)	3 d			1406	1412	1417		1438	1442					1505	1512	1517	
Lymington Town (LYT)	d				1420				1450						1520		
Lymington Pier (LYP)	a				1423				1453						1523		
Lymington Pier (LYP)	d									1500							
Yarmouth (I.O.W.) (YMH)	a									1540							
Sway (SWY)	d					1422											1522
New Milton (NWM)	d					1427		1445									1527
Hinton Admiral (HNA)	d					1431											1531
Christchurch (CHR)	d					1436		1452									1536
Pokesdown (POK)	d					1439		1456									1539
Bournemouth (BMH)	a		1413	1421		1444		1500					1513	1520			1544
Bournemouth (BMH)	d			1425				1504	1508					1524			
Branksome (BSM)	d			1430					1513					1529			
Parkstone (Dorset) (PKS)	d			1433					1516					1532			
Poole (POO)	4 a			1436				1513	1520					1536			
Poole (POO)	4 d			1437				1514						1537			
Hamworthy (HAM)	d			1442				1519						1542			
Holton Heath (HOL)	d							1523									
Wareham (WRM)	d			1449				1528						1549			
Wool (WOO)	d							1535									
Moreton (Dorset) (MTN)	d							1541									
Dorchester South (DCH)	d			1505				1549						1605			
Dorchester West (DCW)	d																
Upwey (UPW)	d							1555									
Weymouth (WEY)	a			1515				1602						1616			

NOTES (see introductory pages for explanation of train operator codes and standard symbols)

- a Arrival time
- d Departure time
- u Stops to pick up only
- G To Salisbury, see table 156
- N From Manchester Piccadilly, see table 050

London to Winchester, Fareham, Portsmouth, Southampton, Lymington, Yarmouth (IOW), Bournemouth and Weymouth

Mondays to Fridays

Operator	GW	SW	SW	SW	SW	SW	SW	XC	SW	SW	SW	SW	SW	SW	SW	SW	SW	SW
Train ID	2078	1W69	2W69	1J39		2S43	1T41	1016	1W29	1J41	2B41	2B43	1W71	1B43	1J43		1B43	
Days of operation/Notes	Q	Q	Q	Q	Q	Q	Q	N	Q	Q	Q	Q	Q	Q	Q	Q	Q	Q
1st Class/Reservations/Bus/Ferry																		
Catering facilities																		
London Waterloo (WAT)	15 d		1405				1409		1435					1505				
Clapham Junction (CLJ)	10 d		1412u											1512u				
Woking (WOK)	d						1434		1500									
Farnborough (Main) (FNB)	d						1444											
Fleet (FLE)	d						1450											
Reading (RDG)	7 d							1450										
Basingstoke (BSK)	d		1449				1503	1511						1549				
Micheldever (MIC)	d						1513											
Winchester (WIN)	d		1505				1522	1527	1532				1549	1605				
Shawford (SHW)	d												1554					
Romsey (ROM)	d						1507											
Chandlers Ford (CFR)	d						1514											
Eastleigh (ESL)	3 a						1520	1530					1559					
Eastleigh (ESL)	3 d						1521	1531					1600					
Hedge End (HDE)	d							1537										
Botley (BOE)	d							1541										
Fareham (FRM)	a							1548										
Portchester (PTC)	a							1554										
Cosham (CSA)	a							1559										
Hilsea (HLS)	a							1604										
Fratton (FTN)	a							1608										
Portsmouth & Southsea (PMS)	a							1611										
Portsmouth Harbour (PMH)	a							1620										
Southampton Airport Parkwy (SOA)	4 d		1514				1525		1536	1541			1605	1614				
Swaythling (SWG)	d						1527											
St Denys (SDN)	d						1530											
Southampton Central (SOU)	a		1522				1536		1543	1549			1614	1622				1628
Southampton Central (SOU)	d		1524				1537		1545	1551			1556	1626	1628			1628
Millbrook (Hants) (MBK)	d						1540											
Redbridge (RDB)	d						1543a											
Totton (TTN)	d												1601					1634
Ashurst New Forest (ANF)	d												1606					1639
Beaulieu Road (BEU)	d												1610					
Brockenhurst (BCU)	3 a		1537							1604			1616	1639				1647
Brockenhurst (BCU)	3 d		1538	1542						1605	1612	1626	1640	1644				1647
Lymington Town (LYT)	d			1550							1620			1652				
Lymington Pier (LYP)	a			1553							1623			1654				
Lymington Pier (LYP)	d						1600											1700
Yarmouth (I.O.W.) (YMH)	a						1640											1740
Sway (SWY)	d												1631					1652
New Milton (NWM)	d		1545										1636					1657
Hinton Admiral (HNA)	d												1640					1701
Christchurch (CHR)	d		1552										1645					1706
Pokesdown (POK)	d		1556										1648					1709
Bournemouth (BMH)	a		1600						1613	1620			1653	1701				1713
Bournemouth (BMH)	d		1604	1608									1624					1715
Branksome (BSM)	d			1613									1629					1708
Parkstone (Dorset) (PKS)	d			1616									1632					1711
Poole (POO)	4 a		1613	1620									1636					1725
Poole (POO)	4 d		1614										1637					
Hamworthy (HAM)	d		1619										1642					
Holton Heath (HOL)	d		1623											1717				
Wareham (WRM)	d		1628							1649				1722				
Wool (WOO)	d		1635							1655				1726				
Moreton (Dorset) (MTN)	d		1641											1730				
Dorchester South (DCH)	d		1649							1706				1737				
Dorchester West (DCW)	d	1613												1743				
Upwey (UPW)	d	1622	1655											1751				
Weymouth (WEY)	a	1627	1702							1715				1757				
														1802				

NOTES (see introductory pages for explanation of train operator codes and standard symbols)

- a Arrival time
- d Departure time
- u Stops to pick up only
- G To Salisbury, see table 156
- N From Manchester Piccadilly, see table 050
- Q From Gloucester, see table 133

London to Winchester, Fareham, Portsmouth, Southampton, Lymington, Yarmouth (IOW), Bournemouth and Weymouth

Mondays to Fridays

Operator	SW 2S47	SW 1T45	XC 1O18	SW 1W31	SW 1B45	SW 1J45	SW 1B45	SW 2B91	SW 2T45	GW 2O80	SW 1W73	SW 1B47	SW 1J47	SW 1B47	SW 2S51	SW 1T49
Train ID	G	G	N	G	G	G	G	G	R	Q	G	G	G	G	G	G
Days of operation/Notes																
1st Class/Reservations/Bus/Ferry																
Catering facilities																
London Waterloo (WAT)	15 d				1535				1512			1605				1609
Clapham Junction (CLJ)	10 d								1519u		1612u					
Woking (WOK)	d				1600				1549							1634
Farnborough (Main) (FNB)	d								1603							1644
Fleet (FLE)	d								1608							1650
Reading (RDG)	7 d		1552													
Basingstoke (BSK)	d		1603	1613					1629		1648					1703
Micheldever (MIC)	d		1613													1713
Winchester (WIN)	d		1622	1628	1633			1639	1645		1706					1722
Shawford (SHW)	d							1644								
Romsey (ROM)	d	1607														1707
Chandlers Ford (CFR)	d	1614														1714
Eastleigh (ESL)	3 a	1620	1630					1649	1653							1720
Eastleigh (ESL)	3 d	1621	1631					1650	1654							1721
Hedge End (HDE)	d		1637						1700							1737
Botley (BOE)	d		1641						1704							1741
Fareham (FRM)	a		1648						1712							1748
Portchester (PTC)	a		1654						1718							1754
Cosham (CSA)	a		1659						1722							1759
Hilsea (HLS)	a		1704													1804
Fratton (FTN)	a		1708						1730							1808
Portsmouth & Southsea (PMS)	a		1711						1734							1811
Portsmouth Harbour (PMH)	a		1718						1739							1820
Southampton Airport Parkwy (SOA)	d	1625		1637	1642			1654			1715					1725
Swaythling (SWG)	d	1627						1657								1727
St Denys (SDN)	d	1630						1700								1730
Southampton Central (SOU)	a	1636		1645	1649			1705			1722					1736
Southampton Central (SOU)	d	1637		1647	1653	1656		1656	1713		1725	1728				1728
Millbrook (Hants) (MBK)	d	1640														1740
Redbridge (RDB)	d	1643a						1717								1743a
Totton (TTN)	d							1702	1720							1734
Ashurst New Forest (ANF)	d							1707								1738
Beaulieu Road (BEU)	d							1711								
Brockenhurst (BCU)	3 a			1710				1717	1731		1739					1746
Brockenhurst (BCU)	3 d			1711		1714		1718	1731		1740	1744				1747
Lymington Town (LYT)	d					1722						1752				
Lymington Pier (LYP)	a					1724						1754				
Lymington Pier (LYP)	d													1800		
Yarmouth (I.O.W.) (YMH)	a													1840		
Sway (SWY)	d							1722								1751
New Milton (NWM)	d							1727	1738							1756
Hinton Admiral (HNA)	d							1731								1800
Christchurch (CHR)	d							1736	1745							1805
Pokesdown (POK)	d							1740								1809
Bournemouth (BMH)	a			1722	1726			1744	1752		1755					1813
Bournemouth (BMH)	d				1728						1757					1814
Branksome (BSM)	d				1733						1802					1819
Parkstone (Dorset) (PKS)	d				1736						1805					1822
Poole (POO)	4 a				1739						1809					1826
Poole (POO)	4 d				1740						1810					
Hamworthy (HAM)	d				1745						1815					
Holton Heath (HOL)	d										1819					
Wareham (WRM)	d										1824					
Wool (WOO)	d				1758						1830					
Moreton (Dorset) (MTN)	d										1841e					
Dorchester South (DCH)	d				1809						1849					
Dorchester West (DCW)	d									1813						
Upwey (UPW)	d									1822	1855					
Weymouth (WEY)	a				1818					1827	1902					

NOTES (see introductory pages for explanation of train operator codes and standard symbols)

- a Arrival time
- d Departure time
- u Stops to pick up only
- e Arrives 5 minutes earlier
- G To Salisbury, see table 156
- N From Manchester Piccadilly, see table 050
- Q From Gloucester, see table 133
- R Also calls at Surbiton 1530, Walton-On-Thames 1537, Weybridge 1541, Brookwood 1555, Winchfield 1614 and Hook 1618

London to Winchester, Fareham, Portsmouth, Southampton, Lymington, Yarmouth (IOW), Bournemouth and Weymouth

Mondays to Fridays

Operator	XC	SW	SW	SW	SW	SW	SW	GW	SW	SW	SW	SW	SW	XC	SW	SW	SW
Train ID	1020	1W33	1B49	1J49	1B49	2B49	2O82	1W75	1B51	1J51	2S55	1T53	1022	1W35	1B53	1J53	
Days of operation/Notes	N				MFO		Q				G		N				
1st Class/Reservations/Bus/Ferry	1	1	1	1	1	1	1	1	1	1	1	1	1	1	1	1	
Catering facilities	1	1	1	1	1	1	1	1	1	1	1	1	1	1	1	1	
London Waterloo (WAT)	15 d		1635					1612				1709			1735		
Clapham Junction (CLJ)	10 d							1619u									
Woking (WOK)	d		1659u					1652				1734					
Farnborough (Main) (FNB)	d							1705				1744					
Fleet (FLE)	d							1710				1750					
Reading (RDG)	7 d	1652												1752			
Basingstoke (BSK)	d	1711	1719					1730		1746			1803	1811	1817		
Micheldever (MIC)	d												1813				
Winchester (WIN)	d	1727	1735					1750		1803			1822	1827	1833		
Shawford (SHW)	d							1754					1827				
Romsey (ROM)	d											1807					
Chandlers Ford (CFR)	d											1814					
Eastleigh (ESL)	3 a							1800				1820	1833				
Eastleigh (ESL)	3 d							1801				1821	1834				
Hedge End (HDE)	d												1840				
Botley (BOE)	d												1844				
Fareham (FRM)	a												1855				
Portchester (PTC)	a												1901				
Cosham (CSA)	a												1906				
Hilsea (HLS)	a												1911				
Fratton (FTN)	a												1915				
Portsmouth & Southsea (PMS)	a												1918				
Portsmouth Harbour (PMH)	1 a												1925				
Southampton Airport Parkwy (SOA)	4 d	1736	1744					1805		1812		1825		1835	1842		
Swaythling (SWG)	d							1808				1827					
St Denys (SDN)	d							1811				1830					
Southampton Central (SOU)	a	1743	1751			1818		1819		1836		1842		1849			
Southampton Central (SOU)	d	1745	1755 1758			1758		1822 1825		1840		1845		1853 1856			
Millbrook (Hants) (MBK)	d											1842					
Redbridge (RDB)	d											1846a					
Totton (TTN)	d					1804				1831					1901		
Ashurst New Forest (ANF)	d					1808				1835					1906		
Beaulieu Road (BEU)	d					1813											
Brockenhurst (BCU)	3 a		1809			1819				1843			1858		1914		
Brockenhurst (BCU)	3 d		1810	1814		1819				1844	1848		1859		1915	1918	
Lymington Town (LYT)	d			1822							1856					1926	
Lymington Pier (LYP)	a			1824							1859					1929	
Lymington Pier (LYP)	1 d					1900											
Yarmouth (I.O.W.) (YMH)	1 a					1940											
Sway (SWY)	d					1824				1848					1919		
New Milton (NWM)	d					1829				1853					1924		
Hinton Admiral (HNA)	d					1833				1857					1928		
Christchurch (CHR)	d					1838				1902					1933		
Pokesdown (POK)	d					1841				1906					1937		
Bournemouth (BMH)	a	1817	1824			1845			1849	1910			1913	1921	1941		
Bournemouth (BMH)	d		1826						1851	1911				1923	1942		
Branksome (BSM)	d		1831						1856	1916				1928	1947		
Parkstone (Dorset) (PKS)	d		1834						1859	1919				1931	1950		
Poole (POO)	4 a		1837						1902	1924				1934	1955		
Poole (POO)	4 d		1838						1903					1935			
Hamworthy (HAM)	d		1843						1908					1940			
Holton Heath (HOL)	d								1912								
Wareham (WRM)	d		1850						1917					1947			
Wool (WOO)	d		1856						1923					1954			
Moreton (Dorset) (MTN)	d								1929								
Dorchester South (DCH)	d		1907						1937					2005			
Dorchester West (DCW)	d							1923									
Upwey (UPW)	d							1931	1944								
Weymouth (WEY)	a		1918					1936	1950					2015			

NOTES (see introductory pages for explanation of train operator codes and standard symbols)

- a Arrival time
- d Departure time
- u Stops to pick up only
- G To Salisbury, see table 156
- N From Manchester Piccadilly, see table 050
- Q From Gloucester, see table 133
- S Also calls at Surbiton 1630, Walton-On-Thames 1637, Weybridge 1641, Brookwood 1657, Winchfield 1716 and Hook 1720
- MFO Mondays and Fridays only

London to Winchester, Fareham, Portsmouth, Southampton, Lymington, Yarmouth (IOW), Bournemouth and Weymouth

Mondays to Fridays

Operator	SW	SW	GW	SW	SW	SW	SW	SW	XC	SW	SW	SW	SW	SW	SW	SW	SW	SW
Train ID	2B53	T	2084	1W77	1B55	1J55	2S59	1T57	1024	1W37	1B57	1J57	2B59	1W79	1B59	1J59	2S63	G
Days of operation/Notes	15	10	Q	1	1	1	G	1	N	1	1	1	1	1	1	1	1	1
1st Class/Reservations/Bus/Ferry	1	1	Q	1	1	1	G	1	1	1	1	1	1	1	1	1	1	1
Catering facilities	1	1	Q	1	1	1	G	1	1	1	1	1	1	1	1	1	1	1
London Waterloo (WAT)	15 d		1720		1805			1807		1835					1905			
Clapham Junction (CLJ)	10 d							1814							1912u			
Woking (WOK)	d		1745					1834										
Farnborough (Main) (FNB)	d		1758					1845										
Fleet (FLE)	d		1804					1850										
Reading (RDG)	7 d								1852									
Basingstoke (BSK)	d		1824		1846			1903	1911	1917					1948			
Micheldever (MIC)	d		1834					1913										
Winchester (WIN)	d		1844		1903			1922	1927	1934			1949		2005			
Shawford (SHW)	d		1848					1927					1954					
Romsey (ROM)	d						1907											2007
Chandlers Ford (CFR)	d						1914											2014
Eastleigh (ESL)	3 a		1854				1920	1932					1959					2020
Eastleigh (ESL)	3 d		1855				1921	1934					2000					2021
Hedge End (HDE)	d							1940										
Botley (BOE)	d							1944										
Fareham (FRM)	a							1956										
Portchester (PTC)	a							2002										
Cosham (CSA)	a							2006										
Hilsea (HLS)	a							2011										
Fratton (FTN)	a							2015										
Portsmouth & Southsea (PMS)	a							2019										
Portsmouth Harbour (PMH)	a							2025										
Southampton Airport Parkwy (SOA)	4 d		1859		1911		1925		1939	1943			2004		2014			2025
Swaythling (SWG)	d		1902				1927						2007					2027
St Denys (SDN)	d		1905				1930						2010					2030
Southampton Central (SOU)	a		1917		1918		1935		1946	1950			2016		2021			2035
Southampton Central (SOU)	d				1922 1925		1937		1950	1954 1956					2025 2028			2037
Millbrook (Hants) (MBK)	d						1940											2040
Redbridge (RDB)	d						1943a											2043a
Totton (TTN)	d				1930								2002					2033
Ashurst New Forest (ANF)	d				1935								2007					2038
Beaulieu Road (BEU)	d																	
Brockenhurst (BCU)	3 a				1943								2015		2040 2046			
Brockenhurst (BCU)	3 d				1944	1948							2015	2018	2041 2046	2048		
Lymington Town (LYT)	d					1956							2026					2056
Lymington Pier (LYP)	a					1958							2029					2059
Lymington Pier (LYP)	d	2000																
Yarmouth (I.O.W.) (YMH)	a	2040																
Sway (SWY)	d				1948								2020					2051
New Milton (NWM)	d				1953								2025					2056
Hinton Admiral (HNA)	d				1957								2029					2100
Christchurch (CHR)	d				2002								2034					2105
Pokesdown (POK)	d				2006								2037					2108
Bournemouth (BMH)	a				1949 2010				2016	2021 2041					2057 2112			
Bournemouth (BMH)	d				1950 2011								2022 2043		2101 2114			
Branksome (BSM)	d				1955 2016								2030 2048		2106 2119			
Parkstone (Dorset) (PKS)	d				1958 2019								2033 2051		2109 2122			
Poole (POO)	4 a				2002 2024								2037 2056		2112 2125			
Poole (POO)	4 d				2003								2038		2113			
Hamworthy (HAM)	d				2008								2043		2118			
Holton Heath (HOL)	d				2012													
Wareham (WRM)	d				2017								2049		2126			
Wool (WOO)	d				2023								2056		2133			
Moreton (Dorset) (MTN)	d				2029										2139			
Dorchester South (DCH)	d				2037								2107		2147			
Dorchester West (DCW)	d				2027													
Upwey (UPW)	d				2036	2044									2153			
Weymouth (WEY)	a				2041	2050							2117		2159			

NOTES (see introductory pages for explanation of train operator codes and standard symbols)

- a Arrival time
- d Departure time
- u Stops to pick up only
- G To Salisbury, see table 156
- N From Manchester Piccadilly, see table 050
- Q From Gloucester, see table 133
- T Also calls at Brookwood 1751, Winchfield 1809 and Hook 1814

London to Winchester, Fareham, Portsmouth, Southampton, Lymington, Yarmouth (IOW), Bournemouth and Weymouth

Mondays to Fridays

Operator	SW	XC	SW	SW	SW	SW	SW	SW	SW	SW	XC	GW	SW	SW	SW	GW	SW
Train ID	1T61	1026	1W81	2B61	1J61	2B63	1B65	1J63	2S67	1T65	1068	2098	1W83	2B65	1J65	2M95	1B69
Days of operation/Notes	1	N	1	1	1	1	1	1	G	1	N	L	1	1	1	V	1
1st Class/Reservations/Bus/Ferry	1	1	1	1	1	1	1	1	1	1	1	1	1	1	1	1	1
Catering facilities	1	1	1	1	1	1	1	1	1	1	1	1	1	1	1	1	1
London Waterloo (WAT)	15 d	1909		1935			2005			2009			2035				2105
Clapham Junction (CLJ)	10 d						2012u										2112u
Woking (WOK)	d	1934		2000									2100				
Farnborough (Main) (FNB)	d	1944															
Fleet (FLE)	d	1949															
Reading (RDG)	7 d		1950									2049					
Basingstoke (BSK)	d	2002	2011				2049			2103	2112						2149
Micheldever (MIC)	d	2012								2113							
Winchester (WIN)	d	2022	2027	2032			2049	2105		2122	2127		2133				2205
Shawford (SHW)	d	2027					2054			2127							
Romsey (ROM)	d									2107							
Chandlers Ford (CFR)	d									2114							
Eastleigh (ESL)	3 a	2033					2059			2120	2133						
Eastleigh (ESL)	3 d	2034					2103			2121	2133					2209	
Hedge End (HDE)	d	2040									2139						
Botley (BOE)	d	2044									2143						
Fareham (FRM)	a	2055									2151						
Portchester (PTC)	a	2101									2157						
Cosham (CSA)	a	2106									2201						
Hilsea (HLS)	a	2111									2206						
Fratton (FTN)	a	2115									2210						
Portsmouth & Southsea (PMS)	a	2119									2214						
Portsmouth Harbour (PMH)	a	2123									2218						
Southampton Airport Parkwy (SOA)	d		2035	2041			2107	2114		2125		2137	2142			2213	2217
Swaythling (SWG)	d									2127							
St Denys (SDN)	d						2113			2130							
Southampton Central (SOU)	a		2042	2048			2118	2122		2135		2145	2150			2221	2225
Southampton Central (SOU)	d		2045	2051	2056			2125		2137		2146	2151	2156		2222	2227
Millbrook (Hants) (MBK)	d									2140							
Redbridge (RDB)	d									2143a							
Totton (TTN)	d				2101			2130						2201			2232
Ashurst New Forest (ANF)	d				2106									2206			2237
Beaulieu Road (BEU)	d													2210			
Brockenhurst (BCU)	3 a		2104	2116			2141						2205	2216			2245
Brockenhurst (BCU)	3 d		2105	2117	2118		2142	2148					2205	2217	2218	2226	2247
Lymington Town (LYT)	d				2126			2156									
Lymington Pier (LYP)	a				2129			2159								2229	
Lymington Pier (LYP)	d																
Yarmouth (I.O.W.) (YMH)	a																
Sway (SWY)	d				2122			2146						2222			2251
New Milton (NWM)	d				2127			2151						2227			2256
Hinton Admiral (HNA)	d				2131			2155						2231			2300
Christchurch (CHR)	d				2136			2200						2236			2305
Pokesdown (POK)	d				2139			2204						2239			2309
Bournemouth (BMH)	a		2115	2120	2144			2208				2215	2220	2244			2313
Bournemouth (BMH)	d			2124										2224			
Branksome (BSM)	d			2129										2229			
Parkstone (Dorset) (PKS)	d			2132										2232			
Poole (POO)	4 a			2136										2236			
Poole (POO)	4 d			2137										2237			
Hamworthy (HAM)	d			2142										2242			
Holton Heath (HOL)	d																
Wareham (WRM)	d			2149										2249			
Wool (WOO)	d			2155										2255			
Moreton (Dorset) (MTN)	d			2201										2301			
Dorchester South (DCH)	d			2209										2309			
Dorchester West (DCW)	d												2255				
Upwey (UPW)	d			2216									2303	2316			
Weymouth (WEY)	a			2220									2308	2320			

NOTES (see introductory pages for explanation of train operator codes and standard symbols)

- a Arrival time
- d Departure time
- u Stops to pick up only
- G To Salisbury, see table 156
- L From Bristol Temple Meads, see table 133
- N From Manchester Piccadilly, see table 050
- V From Portsmouth Harbour to Bristol Temple Meads, see table 133

London to Winchester, Fareham, Portsmouth, Southampton, Lymington, Yarmouth (IOW), Bournemouth and Weymouth

Mondays to Fridays

Operator	GW	SW	GW	SW	XC	SW	SW	SW	SW	SW	XC	SW	SW	SW	SW	SW
Train ID	1D91	2S71	1D91	1T69	1030	1W85	2B73	1B73	2S75	1T73	1034	1B75	1B77	2B77	1B01	
Days of operation/Notes	U	G	U	U	N	U	U	U	G	U	N	U	U	U	SM	
1st Class/Reservations/Bus/Ferry					◇						◇				W	
Catering facilities					♠						♠					
London Waterloo (WAT)	15			2109		2135		2205		2208		2235	2305	2335	0105	
Clapham Junction (CLJ)	10							2212u		2215u			2312u	2344u	0115	
Woking (WOK)				2134		2200				2235		2300	2333	0004	0142	
Farnborough (Main) (FNB)				2144						2245				0015	0151s	
Fleet (FLE)				2150						2251				0020	0157s	
Reading (RDG)	7				2152						2249					
Basingstoke (BSK)				2203	2211			2250		2304	2311		2353	0035	0209s	
Micheldever (MIC)				2213						2314			0003			
Winchester (WIN)				2222	2227	2234		2306		2323	2327	2333	0012	0051	0226s	
Shawford (SHW)				2227						2328			0017			
Romsey (ROM)		2155	2207						2311							
Chandlers Ford (CFR)			2214						2318							
Eastleigh (ESL)	3	2219	2221	2234					2324	2334			0022	0059	0235s	
Eastleigh (ESL)	3	2224	2222	2224	2235				2324	2335			0023	0100		
Hedge End (HDE)				2230	2241					2341						
Botley (BOE)				2234	2245					2345						
Fareham (FRM)				2241	2252					2357						
Portchester (PTC)					2258					0003						
Cosham (CSA)					2303					0008						
Hilsea (HLS)					2308					0013						
Fratton (FTN)				2256	2312					0017						
Portsmouth & Southsea (PMS)				2259	2315					0020						
Portsmouth Harbour (PMH)				2304	2322					0025						
Southampton Airport Parkwy (SOA)			2226		2235	2243		2315	2328		2335	2342	0028	0105	0239s	
Swaythling (SWG)			2228						2331							
St Denys (SDN)			2231						2334				0032s		0244s	
Southampton Central (SOU)			2236		2244	2250		2322	2340		2345	2350	0037	0112	0249	
Southampton Central (SOU)			2238		2245	2251		2324	2342			2353		0113		
Millbrook (Hants) (MBK)			2240						2344							
Redbridge (RDB)			2244a						2348a							
Totton (TTN)								2329						0118s		
Ashurst New Forest (ANF)								2334								
Beaulieu Road (BEU)																
Brockenhurst (BCU)	3				2305		2342					0006		0129s		
Brockenhurst (BCU)	3				2306	2316	2343					0007				
Lymington Town (LYT)																
Lymington Pier (LYP)																
Lymington Pier (LYP)																
Yarmouth (I.O.W.) (YMH)																
Sway (SWY)							2321	2347								
New Milton (NWM)							2326	2352						0137s		
Hinton Admiral (HNA)							2330	2356								
Christchurch (CHR)							2335	0001						0144s		
Pokesdown (POK)							2338	0005						0148s		
Bournemouth (BMH)				2316	2320	2342	0010					0022		0152		
Bournemouth (BMH)						2324	2344					0024				
Branksome (BSM)						2329	2349					0029				
Parkstone (Dorset) (PKS)						2332	2352					0032				
Poole (POO)	4					2336	2355					0036				
Poole (POO)	4					2337										
Hamworthy (HAM)						2342										
Holton Heath (HOL)																
Wareham (WRM)							2349									
Wool (WOO)							2355									
Moreton (Dorset) (MTN)							0002									
Dorchester South (DCH)							0010									
Dorchester West (DCW)																
Upwey (UPW)							0016									
Weymouth (WEY)							0022									

NOTES (see introductory pages for explanation of train operator codes and standard symbols)

- a Arrival time
- d Departure time
- s Stops to set down only
- u Stops to pick up only
- G To Salisbury, see table 156
- N From Manchester Piccadilly, see table 050
- U From Cardiff Central to Portsmouth Harbour, see table 133
- W Also calls at Vauxhall 0109, Wimbledon 0120 and Surbiton 0128
- SM Saturday mornings

London to Winchester, Fareham, Portsmouth, Southampton, Lymington, Yarmouth (IOW), Bournemouth and Weymouth

Saturdays

Operator Train ID Days of operation/Notes 1st Class/Reservations/Bus/Ferry	SW	SW	SW	SW	SW	SW	SW	SW	SW	SW	SW	SW	SW	SW	SW	SW	SW	SW
	1W85	1B73	1B75	1B77	2B77	1B01 A	2B11		2W01 B	2W01 C	2W03 B	1J01	2W03 C	2W05 B	2W05 C	1J03		
London Waterloo (WAT)	15	d																
Clapham Junction (CLJ)	10	d																
Woking (WOK)		d																
Farnborough (Main) (FNB)		d																
Fleet (FLE)		d																
Reading (RDG)	7	d																
Basingstoke (BSK)		d																
Micheldever (MIC)		d																
Winchester (WIN)		d																
Shawford (SHW)		d																
Romsey (ROM)		d																
Chandlers Ford (CFR)		d																
Eastleigh (ESL)	3	a																
Eastleigh (ESL)	3	d																
Hedge End (HDE)		d																
Botley (BOE)		d																
Fareham (FRM)		a																
Portchester (PTC)		a																
Cosham (CSA)		a																
Hilsea (HLS)		a																
Fratton (FTN)		a																
Portsmouth & Southsea (PMS)		a																
Portsmouth Harbour (PMH)		a																
Southampton Airport Parkwy (SOA)	4	d																
Swaythling (SWG)		d																
St Denys (SDN)		d																
Southampton Central (SOU)		a																
Southampton Central (SOU)		d																
Millbrook (Hants) (MBK)		d																
Redbridge (RDB)		d																
Totton (TTN)		d																
Ashurst New Forest (ANF)		d																
Beaulieu Road (BEU)		d																
Brockenhurst (BCU)	3	a																
Brockenhurst (BCU)	3	d																
Lymington Town (LYT)		d																
Lymington Pier (LYP)		a																
Lymington Pier (LYP)		d																
Yarmouth (I.O.W.) (YMH)		a																
Sway (SWY)		d																
New Milton (NWM)		d																
Hinton Admiral (HNA)		d																
Christchurch (CHR)		d																
Pokesdown (POK)		d																
Bournemouth (BMH)		a																
Bournemouth (BMH)		d																
Branksome (BSM)		d																
Parkstone (Dorset) (PKS)		d																
Poole (POO)	4	a																
Poole (POO)	4	d																
Hamworthy (HAM)		d																
Holton Heath (HOL)		d																
Wareham (WRM)		d																
Wool (WOO)		d																
Moreton (Dorset) (MTN)		d																
Dorchester South (DCH)		d																
Dorchester West (DCW)		d																
Upwey (UPW)		d																
Weymouth (WEY)		a																

NOTES (see introductory pages for explanation of train operator codes and standard symbols)

- a Arrival time
- d Departure time
- s Stops to set down only
- A Also calls at Vauxhall 0109, Wimbledon 0120 and Surbiton 0128
- B Runs from 14 October
- C Runs until 7 October

London to Winchester, Fareham, Portsmouth, Southampton, Lymington, Yarmouth (IOW), Bournemouth and Weymouth

Saturdays

Operator	SW	SW	GW	SW	SW	SW	SW	SW	SW	SW	SW	SW	SW	SW	SW	SW	SW	SW
Train ID	2S97	2Y18	2O70	2T05	1J05	1W51	2W09	1J07	SW	2S11	2T09	1J09	1W53	2W13	1J11	SW	2S15	
Days of operation/Notes	D	D	E	D	D	F	D	D	⚓	G	H	D	D	D	D	⚓	D	
1st Class/Reservations/Bus/Ferry	Ⓜ	Ⓜ		Ⓜ	Ⓜ	Ⓜ	Ⓜ	Ⓜ		Ⓜ	Ⓜ	Ⓜ	Ⓜ	Ⓜ	Ⓜ	Ⓜ	Ⓜ	
London Waterloo (WAT)	Ⓜ					0530												
Clapham Junction (CLJ)	Ⓜ					0537u												
Woking (WOK)	d					0603						0620		0630				
Farnborough (Main) (FNB)	d											0634		0637u				
Fleet (FLE)	d											0639		0657				
Reading (RDG)	Ⓜ																	
Basingstoke (BSK)	d					0624						0700		0718				
Micheldever (MIC)	d					0634						0710						
Winchester (WIN)	d					0643						0719		0734				
Shawford (SHW)	d											0724						
Romsey (ROM)	d	0558										0707					0807	
Chandlers Ford (CFR)	d	0606										0714					0814	
Eastleigh (ESL)	Ⓜ	a	0612									0720	0729	0742			0820	
Eastleigh (ESL)	Ⓜ	d	0613	0624		0628						0721	0730	0743			0821	
Hedge End (HDE)	d					0634							0736					
Botley (BOE)	d					0638							0740					
Fareham (FRM)	a					0645							0747					
Portchester (PTC)	a					0651							0753					
Cosham (CSA)	a					0656							0758					
Hilsea (HLS)	a					0703							0803					
Fratton (FTN)	a					0707							0807					
Portsmouth & Southsea (PMS)	a					0710							0810					
Portsmouth Harbour (PMH)	⚓	a				0716							0818					
Southampton Airport Parkwy (SOA)	↔	d	0618	0628									0725				0825	
Swaythling (SWG)	d		0620										0727				0827	
St Denys (SDN)	d		0623										0730				0830	
Southampton Central (SOU)	a		0628	0636									0735				0836	
Southampton Central (SOU)	d		0630										0737		0800	0817	0837	
Millbrook (Hants) (MBK)	d		0632										0740				0840	
Redbridge (RDB)	d		0636a										0743a				0843a	
Totton (TTN)	d																	
Ashurst New Forest (ANF)	d																	
Beaulieu Road (BEU)	d																	
Brockenhurst (BCU)	Ⓜ	a																
Brockenhurst (BCU)	Ⓜ	d																
Lymington Town (LYT)	d					0712	0722	0740	0742					0812	0817	0838	0842	
Lymington Pier (LYP)	a					0720			0750					0820			0850	
Lymington Pier (LYP)	⚓	d				0722			0752					0822			0852	
Yarmouth (I.O.W.) (YMH)	⚓	a															0900	
Yarmouth (I.O.W.) (YMH)	⚓	a															0940	
Sway (SWY)	d					0726	0744											
New Milton (NWM)	d					0731	0749							0821	0842			
Hinton Admiral (HNA)	d					0735	0753							0826	0847			
Christchurch (CHR)	d					0740	0758							0830	0851			
Pokesdown (POK)	d					0744	0802							0835	0856			
Bournemouth (BMH)	a					0748	0806							0839	0900			
Bournemouth (BMH)	a													0843	0905			
Bournemouth (BMH)	d																	
Branksome (BSM)	d													0844	0909			
Parkstone (Dorset) (PKS)	d													0849	0914			
Poole (POO)	Ⓜ	a												0852	0917			
Poole (POO)	Ⓜ	d												0856	0921			
Poole (POO)	Ⓜ	d												0857	0922			
Hamworthy (HAM)	d													0902	0927			
Holton Heath (HOL)	d													0909	0935			
Wareham (WRM)	d													0915	0942			
Wool (WOO)	d													0921	0948			
Moreton (Dorset) (MTN)	d													0929	0956			
Dorchester South (DCH)	d																	
Dorchester West (DCW)	d			0813														
Upwey (UPW)	d			0822										0936	1002			
Weymouth (WEY)	a			0827										0940	1007			

NOTES (see introductory pages for explanation of train operator codes and standard symbols)

- a Arrival time
- d Departure time
- u Stops to pick up only
- D From Salisbury to Salisbury, see table 156
- E From Westbury, see table 133
- F Also calls at Wimbledon 0543 and Surbiton 0551
- G To Salisbury, see table 156
- H Also calls at Brookwood 0626, Winchfield 0645 and Hook 0649

London to Winchester, Fareham, Portsmouth, Southampton, Lymington, Yarmouth (IOW), Bournemouth and Weymouth

Saturdays

Operator	SW	XC	SW	SW	SW	SW	GW	SW	SW	SW	SW	SW	SW	XC	GW	SW	SW
Train ID	2T13	1002	1J13	1W55	2B13	2B15	2072	1W57	2W57	1J15		2S19	1T17	1004	2O88	1W17	1J17
Days of operation/Notes	J	K					L					G		M	N		
1st Class/Reservations/Bus/Ferry	1	1	1	1	1	1		1	1	1		1	1	1		1	1
Catering facilities		1	1	1	1	1		1	1	1		1	1	1		1	1
London Waterloo (WAT)	15	0642		0735				0805					0809			0835	
Clapham Junction (CLJ)	10	0649u						0812u									
Woking (WOK)	d	0719		0800									0834			0900	
Farnborough (Main) (FNB)	d	0733											0844				
Fleet (FLE)	d	0738											0850				
Reading (RDG)	7	d	0754												0852		
Basingstoke (BSK)	d	0800	0814		0821			0849					0903	0911			
Micheldever (MIC)	d	0810											0913				
Winchester (WIN)	d	0819	0831		0838			0905					0922	0927		0933	
Shawford (SHW)	d	0824				0855											
Romsey (ROM)	d												0907				
Chandlers Ford (CFR)	d												0914				
Eastleigh (ESL)	3	a	0830		0846		0900						0920	0930			
Eastleigh (ESL)	3	d	0831		0847		0901						0921	0931			
Hedge End (HDE)	d	0837												0937			
Botley (BOE)	d	0841												0941			
Fareham (FRM)	a	0848												0948			
Portchester (PTC)	a	0854												0954			
Cosham (CSA)	a	0859												0959			
Hilsea (HLS)	a	0904												1004			
Fratton (FTN)	a	0908												1008			
Portsmouth & Southsea (PMS)	a	0912												1011			
Portsmouth Harbour (PMH)	a	0918												1018			
Southampton Airport Parkwy (SOA)	4	d	0840		0851		0905		0914				0925		0936		0942
Swaythling (SWG)	d												0927				
St Denys (SDN)	d												0930				
Southampton Central (SOU)	a		0847		0858		0912		0922				0936		0943		0949
Southampton Central (SOU)	d		0848		0900	0903			0924				0937		0945		0951
Millbrook (Hants) (MBK)	d												0940				
Redbridge (RDB)	d												0943a				
Totton (TTN)	d					0908											
Ashurst New Forest (ANF)	d					0913											
Beaulieu Road (BEU)	d																
Brockenhurst (BCU)	3	a			0913	0921			0937						0958		1004
Brockenhurst (BCU)	3	d			0912	0914	0922		0938	0942					0959		1005
Lymington Town (LYT)	d				0920					0950							1020
Lymington Pier (LYP)	a				0922					0952							1022
Lymington Pier (LYP)	d											1000					
Yarmouth (I.O.W.) (YMH)	a											1040					
Sway (SWY)	d					0926											
New Milton (NWM)	d					0931			0945								
Hinton Admiral (HNA)	d					0935											
Christchurch (CHR)	d					0940			0952								
Pokesdown (POK)	d					0944			0956								
Bournemouth (BMH)	a		0917		0928	0952			1000						1013		1020
Bournemouth (BMH)	d				0933				1004	1008							1024
Branksome (BSM)	d				0938					1013							1029
Parkstone (Dorset) (PKS)	d				0941					1016							1032
Poole (POO)	4	a			0945					1013	1020						1036
Poole (POO)	4	d			0946					1014							1037
Hamworthy (HAM)	d				0951					1019							1042
Holton Heath (HOL)	d									1023							
Wareham (WRM)	d				0958					1028							1049
Wool (WOO)	d									1035							
Moreton (Dorset) (MTN)	d									1041							
Dorchester South (DCH)	d				1014					1051c							1105
Dorchester West (DCW)	d							1018							1057		
Upwey (UPW)	d							1027	1058								
Weymouth (WEY)	a				1023			1032	1102						1108		1113

NOTES (see introductory pages for explanation of train operator codes and standard symbols)

- a Arrival time
- d Departure time
- u Stops to pick up only
- c Arrives 3 minutes earlier
- G To Salisbury, see table 156
- J Also calls at Surbiton 0700, Walton-On-Thames 0707, Weybridge 0711, Brookwood 0725, Winchfield 0744 and Hook 0748
- K From Birmingham New Street, see table 050
- L From Cheltenham Spa, see table 133
- M From Manchester Piccadilly, see table 050
- N Runs until 9 September. From Swindon, see table 133

London to Winchester, Fareham, Portsmouth, Southampton, Lymington, Yarmouth (IOW), Bournemouth and Weymouth

Saturdays

Operator	SW	SW	GW	SW	SW	SW	SW	SW	SW	XC	SW	SW	SW	SW	GW	SW	SW
Train ID	2B17	2B19	2073	1W59	2W59	1J19		2S23	1T21	1006	1W19	1J21	2B21	2B23	2074	1W61	2W61
Days of operation/Notes			P					G		Q					R		
1st Class/Reservations/Bus/Ferry	1	1		1	1	1		1	1	1	1	1	1	1		1	1
London Waterloo (WAT)	15	d			0905				0909		0935						1005
Clapham Junction (CLJ)	10	d			0912u												1012u
Woking (WOK)		d							0934		1000						
Farnborough (Main) (FNB)		d							0944								
Fleet (FLE)		d							0950								
Reading (RDG)	7	d								0952							
Basingstoke (BSK)		d			0949				1003	1012							1048
Micheldever (MIC)		d							1013								
Winchester (WIN)		d		0949	1005				1022	1027	1033			1049			1105
Shawford (SHW)		d		0954										1054			
Romsey (ROM)		d						1007									
Chandlers Ford (CFR)		d						1014									
Eastleigh (ESL)	3	a		0959				1020	1030						1059		
Eastleigh (ESL)	3	d		1000				1021	1031					1100			
Hedge End (HDE)		d							1037								
Botley (BOE)		d							1041								
Fareham (FRM)		a							1048								
Portchester (PTC)		a							1054								
Cosham (CSA)		a							1059								
Hilsea (HLS)		a							1104								
Fratton (FTN)		a							1108								
Portsmouth & Southsea (PMS)		a							1111								
Portsmouth Harbour (PMH)		a							1118								
Southampton Airport Parkwy (SOA)	4	d		1005	1014			1025		1036	1042			1105			1114
Swaythling (SWG)		d						1027									
St Denys (SDN)		d						1030									
Southampton Central (SOU)		a		1012	1022			1036		1043	1050			1112			1122
Southampton Central (SOU)		d	0956		1024			1037		1044	1051		1056				1124
Millbrook (Hants) (MBK)		d						1040									
Redbridge (RDB)		d						1043a									
Totton (TTN)		d	1001										1101				
Ashurst New Forest (ANF)		d	1006										1106				
Beaulieu Road (BEU)		d	1010														
Brockenhurst (BCU)	3	a		1016	1037					1105		1116					1137
Brockenhurst (BCU)	3	d		1017	1038	1042				1106	1112	1117					1138
Lymington Town (LYT)		d				1050						1120					
Lymington Pier (LYP)		a				1052						1122					
Lymington Pier (LYP)		d					1100										
Yarmouth (I.O.W.) (YMH)		a					1140										
Sway (SWY)		d	1022										1122				
New Milton (NWM)		d	1027		1045								1127				1145
Hinton Admiral (HNA)		d	1031										1131				
Christchurch (CHR)		d	1036		1052								1136				1152
Pokesdown (POK)		d	1039		1056								1139				1156
Bournemouth (BMH)		a	1044		1100					1113	1120		1144				1200
Bournemouth (BMH)		d			1104	1108					1124						1204
Branksome (BSM)		d				1113					1129						1213
Parkstone (Dorset) (PKS)		d				1116					1132						1216
Poole (POO)	4	a			1113	1120					1136						1213
Poole (POO)	4	d			1114						1137						1214
Hamworthy (HAM)		d			1119						1142						1219
Holton Heath (HOL)		d			1123												1223
Wareham (WRM)		d			1128						1149						1228
Wool (WOO)		d			1135												1235
Moreton (Dorset) (MTN)		d			1141												1241
Dorchester South (DCH)		d			1149						1205						1249
Dorchester West (DCW)		d			1122										1213		
Upwey (UPW)		d			1131	1155								1222			1255
Weymouth (WEY)		a			1136	1200					1213			1227			1300

NOTES (see introductory pages for explanation of train operator codes and standard symbols)

- a Arrival time
- d Departure time
- u Stops to pick up only
- G To Salisbury, see table 156
- P Runs until 9 September. From Gloucester, see table 133
- Q From Nottingham, see table 050
- R From Gloucester, see table 133

London to Winchester, Fareham, Portsmouth, Southampton, Lymington, Yarmouth (IOW), Bournemouth and Weymouth

Saturdays

Operator Train ID Days of operation/Notes 1st Class/Reservations/Bus/Ferry Catering facilities	SW	SW	SW	SW	XC	SW	SW	SW	SW	SW	SW	SW	SW	SW	SW	SW	XC	SW	
	1J23		2S27 G	1T25	1008 M	1W21	1J25	2B25	2B27	1W63	2W63	1J27		2S31 G	1T29	1010 M	1W23		
	□	☞	□	□	□◇ ♠	□	□	□	□	□	□	□	☞	□	□	□◇ ♠	□		
London Waterloo (WAT) ☞	15	d		1009		1035				1105						1109		1135	
Clapham Junction (CLJ)	10	d								1112u									
Woking (WOK)		d		1034		1100										1134		1200	
Farnborough (Main) (FNB)		d		1044												1144			
Fleet (FLE)		d		1050												1150			
Reading (RDG)	7	d			1052													1152	
Basingstoke (BSK)		d		1103	1111					1148						1203	1212		
Micheldever (MIC)		d		1113												1213			
Winchester (WIN)		d		1122	1127	1133			1149	1205						1223	1228	1233	
Shawford (SHW)		d							1154										
Romsey (ROM)		d		1107												1207			
Chandlers Ford (CFR)		d		1114												1214			
Eastleigh (ESL)	3	a		1120	1130				1159							1220	1231		
Eastleigh (ESL)	3	d		1121	1131				1200							1221	1231		
Hedge End (HDE)		d			1137												1237		
Botley (BOE)		d			1141												1241		
Fareham (FRM)		a			1148												1249		
Portchester (PTC)		a			1154												1255		
Cosham (CSA)		a			1159												1259		
Hilsea (HLS)		a			1204												1304		
Fratton (FTN)		a			1208												1308		
Portsmouth & Southsea (PMS)		a			1211												1312		
Portsmouth Harbour (PMH) ☞		a			1218												1318		
Southampton Airport Parkwy (SOA) ↔		d		1125		1136	1142			1205	1214					1225		1236	1242
Swaythling (SWG)		d		1127													1227		
St Denys (SDN)		d		1130													1230		
Southampton Central (SOU)		a		1136		1143	1150			1212	1222						1236	1243	1249
Southampton Central (SOU)		d		1137		1145	1151		1156		1224						1237	1245	1251
Millbrook (Hants) (MBK)		d		1140													1240		
Redbridge (RDB)		d		1143a													1243a		
Totton (TTN)		d								1201									
Ashurst New Forest (ANF)		d								1206									
Beaulieu Road (BEU)		d								1210									
Brockenhurst (BCU)	3	a				1205				1216		1237							1304
Brockenhurst (BCU)	3	d	1142				1206	1212	1217		1238	1242							1305
Lymington Town (LYT)		d	1150					1220				1250							
Lymington Pier (LYP)		a	1152					1222				1252							
Lymington Pier (LYP) ☞		d	1200											1300					
Yarmouth (I.O.W.) (YMH) ☞		a	1240											1340					
Sway (SWY)		d							1222										
New Milton (NWM)		d							1227		1245								
Hinton Admiral (HNA)		d							1231										
Christchurch (CHR)		d							1236		1252								
Pokesdown (POK)		d							1239		1256								
Bournemouth (BMH)		a			1213	1220			1244		1300							1313	1320
Bournemouth (BMH)		d								1304	1308								1324
Branksome (BSM)		d								1229	1313								1329
Parkstone (Dorset) (PKS)		d								1232	1316								1332
Poole (POO)	4	a								1236	1313	1320							1336
Poole (POO)	4	d								1237	1314								1337
Hamworthy (HAM)		d								1242	1319								1342
Holton Heath (HOL)		d									1323								
Wareham (WRM)		d					1249				1328								1349
Wool (WOO)		d									1335								
Moreton (Dorset) (MTN)		d									1341								
Dorchester South (DCH)		d				1305					1349								1405
Dorchester West (DCW)		d																	
Upwey (UPW)		d									1355								
Weymouth (WEY)		a				1314					1400								1414

NOTES (see introductory pages for explanation of train operator codes and standard symbols)

- a Arrival time
- d Departure time
- u Stops to pick up only
- G To Salisbury, see table 156
- M From Manchester Piccadilly, see table 050

London to Winchester, Fareham, Portsmouth, Southampton, Lymington, Yarmouth (IOW), Bournemouth and Weymouth

Saturdays

Operator	SW 1J29	SW 2B29	SW 2B31	GW 2076 R	SW 1W65	SW 2W65	SW 1J31	SW	SW 2S35 G	SW 1T33	XC 1012 M	SW 1W25	SW 1J33	SW 2B33	SW 2B35	SW 1W67	SW 2W67
Train ID	1	1	1		1	1	1		1	1		1	1	1	1	1	1
Days of operation/Notes																	
1st Class/Reservations/Bus/Ferry																	
Catering facilities																	
London Waterloo (WAT)	d				1205					1208		1235					1305
Clapham Junction (CLJ)	d				1212u												1312u
Woking (WOK)	d									1234		1304					
Farnborough (Main) (FNB)	d									1244							
Fleet (FLE)	d									1250							
Reading (RDG)	d										1252						
Basingstoke (BSK)	d				1248					1303	1311						1349
Micheldever (MIC)	d									1313							
Winchester (WIN)	d		1249		1305					1322	1327	1336			1349	1405	
Shawford (SHW)	d		1254												1354		
Romsey (ROM)	d									1307							
Chandlers Ford (CFR)	d									1314							
Eastleigh (ESL)	a		1259							1320	1330				1359		
Eastleigh (ESL)	d		1300							1321	1331				1400		
Hedge End (HDE)	d										1337						
Botley (BOE)	d										1341						
Fareham (FRM)	a										1348						
Portchester (PTC)	a										1354						
Cosham (CSA)	a										1359						
Hilsea (HLS)	a										1404						
Fratton (FTN)	a										1408						
Portsmouth & Southsea (PMS)	a										1411						
Portsmouth Harbour (PMH)	a										1418						
Southampton Airport Parkway (SOA)	d		1305		1314					1325		1336	1345		1405	1414	
Swaythling (SWG)	d									1327							
St Denys (SDN)	d									1330							
Southampton Central (SOU)	a		1312		1322					1336		1343	1352		1412	1422	
Southampton Central (SOU)	d		1256		1324					1337		1345	1353		1356		1424
Millbrook (Hants) (MBK)	d									1340							
Redbridge (RDB)	d									1343a							
Totton (TTN)	d		1303												1401		
Ashurst New Forest (ANF)	d		1308												1406		
Beaulieu Road (BEU)	d														1410		
Brockenhurst (BCU)	a		1316		1337							1407		1416		1437	
Brockenhurst (BCU)	d	1312	1317		1338		1342					1408	1412	1417		1438	
Lymington Town (LYT)	d	1320					1350							1420			
Lymington Pier (LYP)	a	1322					1352							1422			
Lymington Pier (LYP)	d							1400									
Yarmouth (I.O.W.) (YMH)	a							1440									
Sway (SWY)	d		1322												1422		
New Milton (NWM)	d		1327		1345										1427		1445
Hinton Admiral (HNA)	d		1331												1431		
Christchurch (CHR)	d		1336		1352										1436		1452
Pokesdown (POK)	d		1339		1356										1439		1456
Bournemouth (BMH)	a		1344		1400						1413	1422		1444		1500	
Bournemouth (BMH)	d				1404	1408						1426				1504	1508
Branksome (BSM)	d					1413						1431					1513
Parkstone (Dorset) (PKS)	d					1416						1434					1516
Poole (POO)	a				1413	1420						1437				1513	1520
Poole (POO)	d				1414							1438				1514	
Hamworthy (HAM)	d				1419							1443				1519	
Holton Heath (HOL)	d				1423											1523	
Wareham (WRM)	d				1428							1450				1528	
Wool (WOO)	d				1435											1535	
Moreton (Dorset) (MTN)	d				1441											1541	
Dorchester South (DCH)	d				1449							1506				1549	
Dorchester West (DCW)	d			1413													
Upwey (UPW)	d			1422	1455											1555	
Weymouth (WEY)	a			1427	1500							1515				1600	

NOTES (see introductory pages for explanation of train operator codes and standard symbols)

- a Arrival time
- d Departure time
- u Stops to pick up only
- G To Salisbury, see table 156
- M From Manchester Piccadilly, see table 050
- R From Gloucester, see table 133

London to Winchester, Fareham, Portsmouth, Southampton, Lymington, Yarmouth (IOW), Bournemouth and Weymouth

Saturdays

Operator	SW	SW	SW	SW	SN	XC	SW	SW	SW	SW	GW	SW	SW	SW	SW	SW	SW
Train ID	1J35		2S39	1T37	1Y65	1014	1W27	1J37	2B37	2B39	2078	1W69	2W69	1J39		2S43	1T41
Days of operation/Notes			G		S	M					R					G	
1st Class/Reservations/Bus/Ferry	1			1	1	1	1	1	1	1		1	1	1		1	1
Catering facilities																	
London Waterloo (WAT)	15	d		1309			1335					1405					1409
Clapham Junction (CLJ)	10	d										1412u					
Woking (WOK)		d		1334			1400										1434
Farnborough (Main) (FNB)		d		1344													1444
Fleet (FLE)		d		1350													1450
Reading (RDG)	7	d				1352											
Basingstoke (BSK)		d		1403		1411						1449					1503
Micheldever (MIC)		d		1413													1513
Winchester (WIN)		d		1422		1427	1433			1449		1505					1522
Shawford (SHW)		d								1454							
Romsey (ROM)		d		1407													1507
Chandlers Ford (CFR)		d		1414													1514
Eastleigh (ESL)	3	a		1420	1430					1459							1520
Eastleigh (ESL)	3	d		1421	1431	1441				1500							1521
Hedge End (HDE)		d			1437												1537
Botley (BOE)		d			1441												1541
Fareham (FRM)		a			1448	1455											1548
Portchester (PTC)		a			1454												1554
Cosham (CSA)		a			1459												1559
Hilsea (HLS)		a			1504												1604
Fratton (FTN)		a			1508												1608
Portsmouth & Southsea (PMS)		a			1511												1611
Portsmouth Harbour (PMH)		a			1518												1618
Southampton Airport Parkway (SOA)	4	d		1425		1436	1442			1505		1514					1525
Swaythling (SWG)		d		1427													1527
St Denys (SDN)		d		1430													1530
Southampton Central (SOU)		a		1435		1443	1449			1513		1522					1536
Southampton Central (SOU)		d		1437		1445	1451		1456			1524					1537
Millbrook (Hants) (MBK)		d		1440													1540
Redbridge (RDB)		d		1443a													1543a
Totton (TTN)		d								1501							
Ashurst New Forest (ANF)		d								1506							
Beaulieu Road (BEU)		d															
Brockenhurst (BCU)	3	a					1505		1516			1537					
Brockenhurst (BCU)	3	d	1442				1506	1512	1517			1538		1542			
Lymington Town (LYT)		d	1450					1520						1550			
Lymington Pier (LYP)		a	1452					1522						1552			
Lymington Pier (LYP)		d		1500											1600		
Yarmouth (I.O.W.) (YMH)		a		1540											1640		
Sway (SWY)		d							1522								
New Milton (NWM)		d							1527			1545					
Hinton Admiral (HNA)		d							1531								
Christchurch (CHR)		d							1536			1552					
Pokesdown (POK)		d							1539			1556					
Bournemouth (BMH)		a				1513	1520		1544			1600					
Bournemouth (BMH)		d					1524					1604	1608				
Branksome (BSM)		d					1529						1613				
Parkstone (Dorset) (PKS)		d					1532						1616				
Poole (POO)	4	a					1536					1613	1620				
Poole (POO)	4	d					1537					1614					
Hamworthy (HAM)		d					1542					1619					
Holton Heath (HOL)		d										1623					
Wareham (WRM)		d					1549					1628					
Wool (WOO)		d										1635					
Moreton (Dorset) (MTN)		d										1641					
Dorchester South (DCH)		d					1607c					1649					
Dorchester West (DCW)		d									1613						
Upwey (UPW)		d									1622	1656					
Weymouth (WEY)		a					1615				1627	1700					

NOTES (see introductory pages for explanation of train operator codes and standard symbols)

- a Arrival time
- d Departure time
- u Stops to pick up only
- c Arrives 3 minutes earlier
- G To Salisbury, see table 156
- M From Manchester Piccadilly, see table 050
- R From Gloucester, see table 133
- S To Brighton, see table 178

London to Winchester, Fareham, Portsmouth, Southampton, Lymington, Yarmouth (IOW), Bournemouth and Weymouth

Saturdays

Operator	XC	SW	SW	SW	SW	SW	SW	SW	SW	SW	SW	SW	XC	SW	SW	SW	SW	SW	GW
Train ID	1016	1W29	1J41	2B41	2B43	1W71	2W71	1J43		2S47	1T45	1018	1W31	1J45	2B45	2B47	2080		R
Days of operation/Notes	M									G		M							
1st Class/Reservations/Bus/Ferry	1																		
Catering facilities	⚡																		
London Waterloo (WAT)	15 d		1435				1505					1509		1535					
Clapham Junction (CLJ)	10 d						1512u												
Woking (WOK)	d		1500									1534		1600					
Farnborough (Main) (FNB)	d											1544							
Fleet (FLE)	d											1550							
Reading (RDG)	7 d	1452											1552						
Basingstoke (BSK)	d	1511					1549					1603	1611						
Micheldever (MIC)	d											1613							
Winchester (WIN)	d	1527	1533			1549	1605					1622	1627	1633				1649	
Shawford (SHW)	d					1554												1654	
Romsey (ROM)	d											1607							
Chandlers Ford (CFR)	d											1614							
Eastleigh (ESL)	3 a					1559						1620	1630					1659	
Eastleigh (ESL)	3 d					1600						1621	1631					1700	
Hedge End (HDE)	d												1637						
Botley (BOE)	d												1641						
Fareham (FRM)	a												1648						
Portchester (PTC)	a												1654						
Cosham (CSA)	a												1659						
Hilsea (HLS)	a												1704						
Fratton (FTN)	a												1708						
Portsmouth & Southsea (PMS)	a												1711						
Portsmouth Harbour (PMH)	a												1718						
Southampton Airport Parkwy (SOA)	4 d	1535	1542			1605	1614					1625		1636	1642			1705	
Swaythling (SWG)	d											1627							
St Denys (SDN)	d											1630							
Southampton Central (SOU)	a	1542	1549			1612	1622					1636		1643	1649			1712	
Southampton Central (SOU)	d	1545	1551			1556	1624					1637		1645	1651			1656	
Millbrook (Hants) (MBK)	d											1640							
Redbridge (RDB)	d											1643a							
Totton (TTN)	d					1601												1701	
Ashurst New Forest (ANF)	d					1606												1706	
Beaulieu Road (BEU)	d					1610													
Brockenhurst (BCU)	3 a		1605			1616			1637					1704				1716	
Brockenhurst (BCU)	3 d		1606	1612	1617				1638	1642				1705	1712	1717			
Lymington Town (LYT)	d					1620				1650					1720				
Lymington Pier (LYP)	a					1622				1652					1722				
Lymington Pier (LYP)	d										1700								
Yarmouth (I.O.W.) (YMH)	a										1740								
Sway (SWY)	d					1622												1722	
New Milton (NWM)	d					1627			1645									1727	
Hinton Admiral (HNA)	d					1631												1731	
Christchurch (CHR)	d					1636			1652									1736	
Pokesdown (POK)	d					1639			1656									1739	
Bournemouth (BMH)	a	1613	1620			1644			1700				1714	1720				1744	
Bournemouth (BMH)	d		1624						1704	1708								1724	
Branksome (BSM)	d		1629							1713								1729	
Parkstone (Dorset) (PKS)	d		1632							1716								1732	
Poole (POO)	4 a		1636						1713	1720								1736	
Poole (POO)	4 d		1637						1714									1737	
Hamworthy (HAM)	d		1642						1719									1742	
Holton Heath (HOL)	d								1723										
Wareham (WRM)	d		1649						1728									1749	
Wool (WOO)	d								1735										
Moreton (Dorset) (MTN)	d								1741										
Dorchester South (DCH)	d		1705						1749									1807	
Dorchester West (DCW)	d																		1813
Upwey (UPW)	d								1755										1822
Weymouth (WEY)	a		1714						1800										1827

NOTES (see introductory pages for explanation of train operator codes and standard symbols)

- a Arrival time
- d Departure time
- u Stops to pick up only
- G To Salisbury, see table 156
- M From Manchester Piccadilly, see table 050
- R From Gloucester, see table 133

London to Winchester, Fareham, Portsmouth, Southampton, Lymington, Yarmouth (IOW), Bournemouth and Weymouth

Saturdays

Operator	SW 1W73	SW 2W73	SW 1J47	SW	SW 2S51 G	SW 1T49	XC 1O20 M	SW 1W33	SW 1J49	SW 2B49	SW 2B51	GW 2O82 R	SW 1W75	SW 2W75	SW 1J51	SW	SW 2S55 G	
Train ID	□	□	□	☞	□	□	□◇	□	□	□	□	□	□	□	□	☞	□	
Days of operation/Notes																		
1st Class/Reservations/Bus/Ferry																		
Catering facilities																		
London Waterloo (WAT) ☞	1605					1609		1635										
Clapham Junction (CLJ) 10	1612u													1705				
Woking (WOK) d						1634		1700						1712u				
Farnborough (Main) (FNB) d						1644												
Fleet (FLE) d						1650												
Reading (RDG) 7								1652										
Basingstoke (BSK) d	1649					1703	1711							1749				
Micheldever (MIC) d						1713												
Winchester (WIN) d	1705					1722	1727	1733				1749		1805				
Shawford (SHW) d												1754						
Romsey (ROM) d						1707											1807	
Chandlers Ford (CFR) d						1714											1814	
Eastleigh (ESL) 3						1720	1730					1759					1820	
Eastleigh (ESL) 3						1721	1731					1800					1821	
Hedge End (HDE) d							1737											
Botley (BOE) d							1741											
Fareham (FRM) a							1748											
Portchester (PTC) a							1754											
Cosham (CSA) a							1759											
Hilsea (HLS) a							1804											
Fratton (FTN) a							1808											
Portsmouth & Southsea (PMS) a							1811											
Portsmouth Harbour (PMH) ☞ a							1818											
Southampton Airport Parkwy (SOA) ☞ d	1714					1725		1735	1742			1805		1814			1825	
Swaythling (SWG) d						1727											1827	
St Denys (SDN) d						1730											1830	
Southampton Central (SOU) a	1722					1736		1742	1749			1812		1822			1836	
Southampton Central (SOU) d	1724					1737		1745	1751			1756		1824			1837	
Millbrook (Hants) (MBK) d						1740											1840	
Redbridge (RDB) d						1743a											1843a	
Totton (TTN) d												1801						
Ashurst New Forest (ANF) d												1806						
Beaulieu Road (BEU) d												1810						
Brockenhurst (BCU) 3 a	1737							1804				1816		1837				
Brockenhurst (BCU) 3 d	1738		1742					1805	1812	1817				1838	1842			
Lymington Town (LYT) d			1750						1820						1850			
Lymington Pier (LYP) a			1752						1822						1852			
Lymington Pier (LYP) ☞ d				1800													1900	
Yarmouth (I.O.W.) (YMH) ☞ a				1840													1940	
Sway (SWY) d												1822						
New Milton (NWM) d	1745											1827		1845				
Hinton Admiral (HNA) d												1831						
Christchurch (CHR) d	1752											1836		1852				
Pokesdown (POK) d	1756											1839		1856				
Bournemouth (BMH) a	1800							1813	1820			1844		1900				
Bournemouth (BMH) d	1804	1808												1904	1908			
Branksome (BSM) d		1813													1913			
Parkstone (Dorset) (PKS) d		1816													1916			
Poole (POO) 4 a	1813	1820												1913	1920			
Poole (POO) 4 d	1814													1914				
Hamworthy (HAM) d	1819													1919				
Holton Heath (HOL) d	1823													1923				
Wareham (WRM) d	1828							1849						1928				
Wool (WOO) d	1835													1935				
Moreton (Dorset) (MTN) d	1841													1941				
Dorchester South (DCH) d	1849							1905						1949				
Dorchester West (DCW) d												1923						
Upwey (UPW) d	1855											1932	1955					
Weymouth (WEY) a	1900							1913				1937	2000					

NOTES (see introductory pages for explanation of train operator codes and standard symbols)

- a Arrival time
- d Departure time
- u Stops to pick up only
- G To Salisbury, see table 156
- M From Manchester Piccadilly, see table 050
- R From Gloucester, see table 133

London to Winchester, Fareham, Portsmouth, Southampton, Lymington, Yarmouth (IOW), Bournemouth and Weymouth

Saturdays

Operator	SW	XC	SW	SW	SW	SW	GW	GW	SW	SW	SW	SW	SW	SW	XC	SW	SW
Train ID	1T53	1022	1W35	1J53	2B53	2B55	2O84	2O84	1W77	2W77	1J55		2S59	1T57	1O24	1W37	1J57
Days of operation/Notes		M					T	P							M		
1st Class/Reservations/Bus/Ferry		1	1	1	1	1			1	1	1		1	1	1	1	1
Catering facilities																	
London Waterloo (WAT)	15 d	1709		1735										1809		1835	
Clapham Junction (CLJ)	10 d									1805							
Woking (WOK)	d	1734		1800						1812u						1900	
Farnborough (Main) (FNB)	d	1744													1844		
Fleet (FLE)	d	1750													1850		
Reading (RDG)	7 d		1752													1852	
Basingstoke (BSK)	d	1803	1811							1849				1903	1911		
Micheldever (MIC)	d	1813												1913			
Winchester (WIN)	d	1822	1827	1833			1849			1905				1922	1927	1933	
Shawford (SHW)	d						1854										
Romsey (ROM)	d												1908				
Chandlers Ford (CFR)	d												1915				
Eastleigh (ESL)	3 a	1830					1859						1921	1930			
Eastleigh (ESL)	3 d	1831					1900						1921	1931			
Hedge End (HDE)	d	1837												1937			
Botley (BOE)	d	1841												1941			
Fareham (FRM)	a	1848												1948			
Portchester (PTC)	a	1854												1954			
Cosham (CSA)	a	1859												1959			
Hilsea (HLS)	a	1904												2004			
Fratton (FTN)	a	1908												2008			
Portsmouth & Southsea (PMS)	a	1911												2011			
Portsmouth Harbour (PMH)	a	1918												2018			
Southampton Airport Parkwy (SOA)	d		1835	1842			1905			1914			1925		1935	1942	
Swaythling (SWG)	d												1927				
St Denys (SDN)	d												1930				
Southampton Central (SOU)	a		1842	1850			1912			1921			1936		1942	1949	
Southampton Central (SOU)	d		1845	1851			1856			1924			1937		1945	1951	
Millbrook (Hants) (MBK)	d												1940				
Redbridge (RDB)	d												1943a				
Totton (TTN)	d						1901										
Ashurst New Forest (ANF)	d						1906										
Beaulieu Road (BEU)	d																
Brockenhurst (BCU)	3 a			1904			1916			1937					1958	2004	
Brockenhurst (BCU)	3 d			1905	1912	1917				1938	1942				1959	2005	2012
Lymington Town (LYT)	d				1920					1950							2020
Lymington Pier (LYP)	a				1922					1952							2022
Lymington Pier (LYP)	d												2000				
Yarmouth (I.O.W.) (YMH)	a												2040				
Sway (SWY)	d					1922											
New Milton (NWM)	d					1927				1945							
Hinton Admiral (HNA)	d					1931											
Christchurch (CHR)	d					1936				1952							
Pokesdown (POK)	d					1939				1956							
Bournemouth (BMH)	a		1913	1920		1944				2000					2013	2020	
Bournemouth (BMH)	d			1924						2004	2008						2024
Branksome (BSM)	d			1929							2013						2029
Parkstone (Dorset) (PKS)	d			1932							2016						2032
Poole (POO)	4 a			1936						2013	2020						2036
Poole (POO)	4 d			1937						2014							2037
Hamworthy (HAM)	d			1942						2019							2042
Holton Heath (HOL)	d									2023							
Wareham (WRM)	d			1949						2028							2049
Wool (WOO)	d									2035							
Moreton (Dorset) (MTN)	d									2041							
Dorchester South (DCH)	d			2005						2049							2105
Dorchester West (DCW)	d							2010	2014								
Upwey (UPW)	d							2019	2023	2055							
Weymouth (WEY)	a			2014				2024	2028	2101							2113

NOTES (see introductory pages for explanation of train operator codes and standard symbols)

- a Arrival time
- d Departure time
- u Stops to pick up only
- G To Salisbury, see table 156
- M From Manchester Piccadilly, see table 050
- P Runs until 9 September. From Gloucester, see table 133
- T Runs from 16 September. From Gloucester, see table 133

London to Winchester, Fareham, Portsmouth, Southampton, Lymington, Yarmouth (IOW), Bournemouth and Weymouth

Saturdays






Operator	SW	SW	SW	SW	SW	SW	SW	XC	SW	SW	SW	SW	SW	SW	SW	SW	SW	XC
Train ID	2B57	2B59	1W79	2W79	1J59	2S63	1T61	1O26	1W81	1J61	2B61	2B63	1B65	1J63	2S67	1T65	1O28	
Days of operation/Notes	1	1	1	1	1	1	1	1	1	1	1	1	1	1	1	1	1	
1st Class/Reservations/Bus/Ferry	1	1	1	1	1	1	1	1	1	1	1	1	1	1	1	1	1	
Catering facilities	1	1	1	1	1	1	1	1	1	1	1	1	1	1	1	1	1	
London Waterloo (WAT)	15 d			1905			1909		1935				2005			2009		
Clapham Junction (CLJ)	10 d			1912u									2012u					
Woking (WOK)	d						1934		2000							2034		
Farnborough (Main) (FNB)	d						1944									2044		
Fleet (FLE)	d						1950									2050		
Reading (RDG)	7 d							1952									2052	
Basingstoke (BSK)	d			1949			2003	2011					2049			2103	2111	
Micheldever (MIC)	d						2013									2113		
Winchester (WIN)	d		1949	2006			2022	2027	2033				2049	2105		2122	2127	
Shawford (SHW)	d		1954										2054					
Romsey (ROM)	d					2007									2107			
Chandlers Ford (CFR)	d					2014									2114			
Eastleigh (ESL)	3 a		1959			2020	2030						2059		2120	2130		
Eastleigh (ESL)	3 d		2000			2021	2031						2100		2121	2131		
Hedge End (HDE)	d						2037									2137		
Botley (BOE)	d						2041									2141		
Fareham (FRM)	a						2048									2148		
Portchester (PTC)	a						2054									2154		
Cosham (CSA)	a						2059									2159		
Hilsea (HLS)	a						2104									2204		
Fratton (FTN)	a						2108									2208		
Portsmouth & Southsea (PMS)	a						2112									2211		
Portsmouth Harbour (PMH)	a						2118									2218		
Southampton Airport Parkway (SOA)	4 d		2005	2014		2025		2035	2042				2105	2114		2125	2136	
Swaythling (SWG)	d					2027										2127		
St Denys (SDN)	d					2030										2130		
Southampton Central (SOU)	a		2012	2022		2036		2042	2049				2112	2122		2136	2144	
Southampton Central (SOU)	d	1956		2024		2037		2045	2051				2056		2124	2137	2145	
Millbrook (Hants) (MBK)	d					2040										2140		
Redbridge (RDB)	d					2043a										2143a		
Totton (TTN)	d	2001											2101		2129			
Ashurst New Forest (ANF)	d	2006											2106		2134			
Beaulieu Road (BEU)	d	2010																
Brockenhurst (BCU)	3 a	2016		2037					2104				2116		2142			
Brockenhurst (BCU)	3 d	2017		2038	2042				2105	2112	2117		2143	2148				
Lymington Town (LYT)	d				2050					2120					2156			
Lymington Pier (LYP)	a				2052					2122					2158			
Lymington Pier (LYP)	d																	
Yarmouth (I.O.W.) (YMH)	a																	
Sway (SWY)	d	2022											2122		2148			
New Milton (NWM)	d	2027		2045									2127		2153			
Hinton Admiral (HNA)	d	2031											2131		2157			
Christchurch (CHR)	d	2036		2052									2136		2202			
Pokesdown (POK)	d	2039		2056									2139		2206			
Bournemouth (BMH)	a	2044		2100				2113	2120				2144		2210		2215	
Bournemouth (BMH)	d			2104	2108					2124					2212			
Branksome (BSM)	d				2113					2129					2217			
Parkstone (Dorset) (PKS)	d				2116					2132					2221			
Poole (POO)	4 a			2113	2120					2136					2226			
Poole (POO)	4 d			2114						2137								
Hamworthy (HAM)	d			2119						2142								
Holton Heath (HOL)	d																	
Wareham (WRM)	d			2126						2149								
Wool (WOO)	d			2133						2155								
Moreton (Dorset) (MTN)	d			2143e						2201								
Dorchester South (DCH)	d			2151						2209								
Dorchester West (DCW)	d																	
Upwey (UPW)	d			2158						2216								
Weymouth (WEY)	a			2202						2220								

NOTES (see introductory pages for explanation of train operator codes and standard symbols)

- a Arrival time
- d Departure time
- u Stops to pick up only
- e Arrives 4 minutes earlier
- G To Salisbury, see table 156
- M From Manchester Piccadilly, see table 050

London to Winchester, Fareham, Portsmouth, Southampton, Lymington, Yarmouth (IOW), Bournemouth and Weymouth

Saturdays

Operator Train ID Days of operation/Notes 1st Class/Reservations/Bus/Ferry Catering facilities	GW 2098 U	SW 1W83 □	SW 1J65 □	SW 2B67 □	GW 2M95 V	SW 1B69 □	SW 2S71 G □	SW 1T69 □	XC 1030 M □◇ 卐	SW 1W85 □	SW 1B73 □	SW 2S75 G □	SW 1T73 □	XC 1034 M □◇ 卐	SW 1B75 □	SW 1B77 □	SW 2T75 SUM □
London Waterloo (WAT)  15 d		2035				2105		2109		2135	2205		2209		2235	2305	
Clapham Junction (CLJ) 10 d						2112u					2212u					2312u	
Woking (WOK) d		2101						2134		2200			2234		2300	2332	
Farnborough (Main) (FNB) d								2144					2244				
Fleet (FLE) d								2150					2250				
Reading (RDG) 7 d									2152					2252			
Basingstoke (BSK) d						2148		2203	2211		2248		2303	2311		2352	
Micheldever (MIC) d								2213					2313			0002	
Winchester (WIN) d		2133		2149		2205		2222	2227	2233	2305		2322	2327	2333	0011	
Shawford (SHW) d				2154									2327			0016	
Romsey (ROM) d								2207					2311				
Chandlers Ford (CFR) d								2214					2318				
Eastleigh (ESL) 3 a				2159				2220	2230				2324	2333		0022	
Eastleigh (ESL) 3 d				2200	2205			2221	2231				2324	2333		0022	0030
Hedge End (HDE) d									2237				2339				0036s
Botley (BOE) d									2241				2343				0039s
Fareham (FRM) a									2248				2351				0047s
Portchester (PTC) a									2254				2357				0053s
Cosham (CSA) a									2259				0001				0057s
Hilsea (HLS) a									2304				0006				
Fratton (FTN) a									2308				0010				0105s
Portsmouth & Southsea (PMS) a									2311				0014				0108
Portsmouth Harbour (PMH)  a									2318				0018				
Southampton Airport Parkwy (SOA)  d		2142		2205	2209	2214	2225		2236	2242	2314	2328		2335	2342	0026	
Swaythling (SWG) d							2227					2331					
St Denys (SDN) d							2230					2335				0030s	
Southampton Central (SOU) a		2149		2212	2218	2225	2235		2243	2250	2321	2340		2342	2349	0035	
Southampton Central (SOU) d		2151				2229	2237		2245	2252	2324	2342			2351	0037	
Millbrook (Hants) (MBK) d							2240					2344					
Redbridge (RDB) d							2243a					2348a					
Totton (TTN) d						2234						2329				0042s	
Ashurst New Forest (ANF) d						2239						2334					
Beaulieu Road (BEU) d																	
Brockenhurst (BCU) 3 a		2206				2247				2305	2342				0004	0053s	
Brockenhurst (BCU) 3 d		2207	2218			2248				2306	2343				0005		
Lymington Town (LYT) d			2226														
Lymington Pier (LYP) a			2228														
Lymington Pier (LYP)  d																	
Yarmouth (I.O.W.) (YMH)  a																	
Sway (SWY) d						2253					2347						
New Milton (NWM) d						2258					2352				0012s	0100s	
Hinton Admiral (HNA) d						2302					2356						
Christchurch (CHR) d						2307					0001				0019s	0107s	
Pokesdown (POK) d						2311					0005				0023s	0111s	
Bournemouth (BMH) a		2221				2315			2318	2324	0009				0027	0115	
Bournemouth (BMH) d		2226				2317				2327	0010				0029	0117	
Branksome (BSM) d		2231				2322				2332	0015				0034	0122s	
Parkstone (Dorset) (PKS) d		2234				2326				2335	0018				0037	0125s	
Poole (POO) 4 a		2237				2330				2339	0023				0041	0128	
Poole (POO) 4 d		2238								2340							
Hamworthy (HAM) d		2243								2345							
Holton Heath (HOL) d																	
Wareham (WRM) d		2250									2351						
Wool (WOO) d		2257									2358						
Moreton (Dorset) (MTN) d		2303									0004						
Dorchester South (DCH) d		2311									0012						
Dorchester West (DCW) d	2256																
Upwey (UPW) d	2304	2317									0018						
Weymouth (WEY) a	2309	2322									0023						

NOTES (see introductory pages for explanation of train operator codes and standard symbols)

- a Arrival time
- d Departure time
- s Stops to set down only
- u Stops to pick up only
- G To Salisbury, see table 156
- M From Manchester Piccadilly, see table 050
- U From Bristol Temple Meads, see table 133
- V To Westbury, see table 133
- SUM Sunday mornings

London to Winchester, Fareham, Portsmouth, Southampton, Lymington, Yarmouth (IOW), Bournemouth and Weymouth

Saturdays






Operator	SW	SW	SW
Train ID	2B77	1B81	1B01
Days of operation/Notes	SUM	W	X
1st Class/Reservations/Bus/Ferry	□	□	□
London Waterloo (WAT)	↻ 15 d	2335	0010 0105
Clapham Junction (CLJ)	10 d	2342u	0017u 0115
Woking (WOK)	d	0003	0040 0149
Farnborough (Main) (FNB)	d	0014	0158s
Fleet (FLE)	d	0020	0204s
Reading (RDG)	7 d		
Basingstoke (BSK)	d	0035	0100 0216s
Micheldever (MIC)	d		
Winchester (WIN)	d	0051	0116 0233s
Shawford (SHW)	d		
Romsey (ROM)	d		
Chandlers Ford (CFR)	d		
Eastleigh (ESL)	3 a	0059	0124 0242s
Eastleigh (ESL)	3 d	0100	0125
Hedge End (HDE)	d		
Botley (BOE)	d		
Fareham (FRM)	a		
Portchester (PTC)	a		
Cosham (CSA)	a		
Hilsea (HLS)	a		
Fratton (FTN)	a		
Portsmouth & Southsea (PMS)	a		
Portsmouth Harbour (PMH)	⚓ a		
Southampton Airport Parkwy (SOA)	↵ d	0105	0129 0246s
Swaythling (SWG)	d		
St Denys (SDN)	d		0251s
Southampton Central (SOU)	a	0112	0136 0256
Southampton Central (SOU)	d		0138
Millbrook (Hants) (MBK)	d		
Redbridge (RDB)	d		
Totton (TTN)	d		0143s
Ashurst New Forest (ANF)	d		
Beaulieu Road (BEU)	d		
Brockenhurst (BCU)	3 a		0154s
Brockenhurst (BCU)	3 d		
Lymington Town (LYT)	d		
Lymington Pier (LYP)	a		
Lymington Pier (LYP)	⚓ d		
Yarmouth (I.O.W.) (YMH)	⚓ a		
Sway (SWY)	d		
New Milton (NWM)	d		0204s
Hinton Admiral (HNA)	d		
Christchurch (CHR)	d		0211s
Pokesdown (POK)	d		0215s
Bournemouth (BMH)	a		0219
Bournemouth (BMH)	d		
Branksome (BSM)	d		
Parkstone (Dorset) (PKS)	d		
Poole (POO)	4 a		
Poole (POO)	4 d		
Hamworthy (HAM)	d		
Holton Heath (HOL)	d		
Wareham (WRM)	d		
Wool (WOO)	d		
Moreton (Dorset) (MTN)	d		
Dorchester South (DCH)	d		
Dorchester West (DCW)	d		
Upwey (UPW)	d		
Weymouth (WEY)	a		

NOTES (see introductory pages for explanation of train operator codes and standard symbols)

- a Arrival time
- d Departure time
- s Stops to set down only
- u Stops to pick up only
- W Also calls at Wimbledon 0023
- X Also calls at Vauxhall 0109, Wimbledon 0127 and Surbiton 0135
- SUM Sunday mornings

London to Winchester, Fareham, Portsmouth, Southampton, Lymington, Yarmouth (IOW), Bournemouth and Weymouth

Sundays

Operator Train ID Days of operation/Notes 1st Class/Reservations/Bus/Ferry	SW	SW	SW	SW	SW	SW	SW	SW	SW	SW	SW	SW	SW	SW	SW	SW	SW	SW
	1W85	1B73	1B75	1B77	2T75	2B77	1B81 A	1B01 B					1W11	1B11	1T11	1J13	1W15	
London Waterloo (WAT)  15 d							0010	0105										
Clapham Junction (CLJ) 10 d							0017u	0115										
Woking (WOK) d						0003	0040	0149										
Farnborough (Main) (FNB) d						0014		0158s										
Fleet (FLE) d						0020		0204s										
Reading (RDG) 7 d																		
Basingstoke (BSK) d							0035	0100	0216s								0748	
Micheldever (MIC) d					0002												0758	
Winchester (WIN) d					0011		0051	0116	0233s								0807	
Shawford (SHW) d					0016												0812	
Romsey (ROM) d																		
Chandlers Ford (CFR) d																		
Eastleigh (ESL) 3 a					0022		0059	0124	0242s								0817	
Eastleigh (ESL) 3 d					0022	0030	0100	0125									0821	0824
Hedge End (HDE) d					0036s												0830	
Botley (BOE) d					0039s												0834	
Fareham (FRM) a					0047s												0841	
Portchester (PTC) a					0053s												0847	
Cosham (CSA) a					0057s												0852	
Hilsea (HLS) a																	0900	
Fratton (FTN) a					0105s												0904	
Portsmouth & Southsea (PMS) a					0108												0908	
Portsmouth Harbour (PMH)  a																	0920	
Southampton Airport Parkwy (SOA)  d					0026		0105	0129	0246s								0825	
Swaythling (SWG) d																		
St Denys (SDN) d					0030s				0251s									
Southampton Central (SOU) a					0035		0112	0136	0256								0832	
Southampton Central (SOU) d					0037			0138									0834	0903
Millbrook (Hants) (MBK) d																		
Redbridge (RDB) d																		
Totton (TTN) d					0042s			0143s									0839	
Ashurst New Forest (ANF) d																	0844	
Beaulieu Road (BEU) d																	0848	
Brockenhurst (BCU) 3 a					0053s			0154s									0854	0916
Brockenhurst (BCU) 3 d					0005												0855	0859
Lymington Town (LYT) d																	0907	0917
Lymington Pier (LYP) a																	0909	
Lymington Pier (LYP)  d										0530	0710	0815	0900					
Yarmouth (I.O.W.) (YMH)  a										0610	0750	0855	0940					
Sway (SWY) d																	0900	
New Milton (NWM) d					0012s	0100s		0204s									0905	0924
Hinton Admiral (HNA) d																	0909	
Christchurch (CHR) d			0001	0019s	0107s			0211s									0914	
Pokesdown (POK) d			0005	0023s	0111s			0215s									0917	
Bournemouth (BMH) a			0009	0027	0115			0219									0921	0934
Bournemouth (BMH) d			0010	0029	0117								0839	0924				0939
Branksome (BSM) d			0015	0034	0122s								0844					0944
Parkstone (Dorset) (PKS) d			0018	0037	0125s								0847					0947
Poole (POO) 4 a			0023	0041	0128								0850	0933				0950
Poole (POO) 4 d													0851					0951
Hamworthy (HAM) d													0856					0956
Holton Heath (HOL) d																		
Wareham (WRM) d														0903				1003
Wool (WOO) d														0910				1010
Moreton (Dorset) (MTN) d		0004												0916				1016
Dorchester South (DCH) d		0012												0924				1024
Dorchester West (DCW) d																		
Upwey (UPW) d		0018												0931				1031
Weymouth (WEY) a		0023												0935				1035

NOTES (see introductory pages for explanation of train operator codes and standard symbols)

- a Arrival time
- d Departure time
- s Stops to set down only
- u Stops to pick up only
- A Also calls at Wimbledon 0023
- B Also calls at Vauxhall 0109, Wimbledon 0127 and Surbiton 0135

London to Winchester, Fareham, Portsmouth, Southampton, Lymington, Yarmouth (IOW), Bournemouth and Weymouth

Sundays

Operator	SW	SW	SW	SW	SW	SW	GW	SW	SW	SW	SW	SW	SW	SW	XC	GW	SW
Train ID	1J15		2S97	1B15	1T15	1J17	2071	1W19	1J19		2S21	1B19	1T19	1J21	1006	2074	1W23
Days of operation/Notes			C				D				E					F	
1st Class/Reservations/Bus/Ferry	1	1	1	1	1	1		1	1	1	1	1	1	1	1	1	1
Catering facilities																	
London Waterloo (WAT)	15	d			0753			0835					0853				0935
Clapham Junction (CLJ)	10	d			0803u			0845u					0903u				0945u
Woking (WOK)		d			0828			0907					0928				1007
Farnborough (Main) (FNB)		d															
Fleet (FLE)		d															
Reading (RDG)	7	d														0952	
Basingstoke (BSK)		d			0848			0927					0948		1011		1027
Micheldever (MIC)		d			0858								0958				
Winchester (WIN)		d			0908			0944					1008		1027		1044
Shawford (SHW)		d			0912								1012				
Romsey (ROM)		d			0835								0935				
Chandlers Ford (CFR)		d			0842								0942				
Eastleigh (ESL)	3	a			0847								0948				
Eastleigh (ESL)	3	d			0854	0922	0926						0954	1022	1026		
Hedge End (HDE)		d				0932								1032			
Botley (BOE)		d				0936								1036			
Fareham (FRM)		a				0943								1043			
Portchester (PTC)		a				0950								1050			
Cosham (CSA)		a				0954								1054			
Hilsea (HLS)		a				1000								1100			
Fratton (FTN)		a				1011								1111			
Portsmouth & Southsea (PMS)		a				1014								1114			
Portsmouth Harbour (PMH)		a				1020								1120			
Southampton Airport Parkwy (SOA)		d			0858	0927		0953				0958	1027		1035		1053
Swaythling (SWG)		d			0901							1000					
St Denys (SDN)		d			0904							1003					
Southampton Central (SOU)		a			0909	0934		1000				1008	1034		1042		1100
Southampton Central (SOU)		d			0910	0935		1003				1010	1035		1050		1103
Millbrook (Hants) (MBK)		d			0913							1012					
Redbridge (RDB)		d			0916a							1016a					
Totton (TTN)		d			0941								1041				
Ashurst New Forest (ANF)		d			0945								1045				
Beaulieu Road (BEU)		d			0950								1050				
Brockenhurst (BCU)	3	a			0956			1016					1056		1107		1116
Brockenhurst (BCU)	3	d	0929		0957		0959	1017	1029				1057	1059	1108		1117
Lymington Town (LYT)		d	0937				1007		1037					1107			
Lymington Pier (LYP)		a	0939				1009		1039					1109			
Lymington Pier (LYP)		d		1000						1100							
Yarmouth (I.O.W.) (YMH)		a		1040						1140							
Sway (SWY)		d			1001								1101				
New Milton (NWM)		d			1006			1024					1106				1124
Hinton Admiral (HNA)		d			1010								1110				
Christchurch (CHR)		d			1015								1115				
Pokesdown (POK)		d			1019								1119				
Bournemouth (BMH)		a			1023			1034					1123		1126		1134
Bournemouth (BMH)		d			1024			1039					1124				1139
Branksome (BSM)		d						1044									1144
Parkstone (Dorset) (PKS)		d						1047									1147
Poole (POO)	4	a			1033			1050					1133				1150
Poole (POO)	4	d						1051									1151
Hamworthy (HAM)		d						1056									1156
Holton Heath (HOL)		d															
Wareham (WRM)		d						1103									1203
Wool (WOO)		d						1110									1210
Moreton (Dorset) (MTN)		d						1116									1216
Dorchester South (DCH)		d						1124									1224
Dorchester West (DCW)		d						1026								1139	
Upwey (UPW)		d						1037	1131							1147	1231
Weymouth (WEY)		a						1042	1135							1152	1235

NOTES (see introductory pages for explanation of train operator codes and standard symbols)

- a Arrival time
- d Departure time
- u Stops to pick up only
- C From Salisbury to Salisbury, see table 156
- D From Westbury, see table 133
- E To Salisbury, see table 156
- F From Bristol Temple Meads, see table 133

London to Winchester, Fareham, Portsmouth, Southampton, Lymington, Yarmouth (IOW), Bournemouth and Weymouth

Sundays

Operator	SW	SW	SW	SW	SW	SW	XC	SW	SW	SW	SW	SW	SW	SW	XC	GW	SW
Train ID	1J23		2S25	1B23	1T23	1J25	1008	1W27	1J27		2S29	1B27	1T27	1J29	1010	2089	1W31
Days of operation/Notes			E				G				E				H	J	
1st Class/Reservations/Bus/Ferry	1	1	1	1	1	1	1	1	1	1	1	1	1	1	1	1	1
Catering facilities																	
London Waterloo (WAT)	15	d			0953			1035					1054				1135
Clapham Junction (CLJ)	10	d			1003u			1045u					1103u				1145u
Woking (WOK)		d			1028			1107					1128				1207
Farnborough (Main) (FNB)		d															
Fleet (FLE)		d															
Reading (RDG)	7	d					1048								1152		
Basingstoke (BSK)		d			1048		1111	1127					1148		1211		1227
Micheldever (MIC)		d			1058								1158				
Winchester (WIN)		d			1108		1127	1144					1208		1231		1244
Shawford (SHW)		d			1112								1212				
Romsey (ROM)		d			1035								1135				
Chandlers Ford (CFR)		d			1042								1142				
Eastleigh (ESL)	3	a			1048								1148				
Eastleigh (ESL)	3	d			1054	1122	1126						1154	1222	1226		
Hedge End (HDE)		d													1232		
Botley (BOE)		d													1236		
Fareham (FRM)		a													1243		
Portchester (PTC)		a													1250		
Cosham (CSA)		a													1254		
Hilsea (HLS)		a													1300		
Fratton (FTN)		a													1309		
Portsmouth & Southsea (PMS)		a													1313		
Portsmouth Harbour (PMH)		a													1320		
Southampton Airport Parkwy (SOA)		d			1058	1127		1135	1153				1158	1227		1239	1253
Swaythling (SWG)		d			1100								1200				
St Denys (SDN)		d			1103								1203				
Southampton Central (SOU)		a			1108	1134		1143	1200				1208	1234		1247	1300
Southampton Central (SOU)		d			1110	1135		1150	1203				1210	1235		1250	1303
Millbrook (Hants) (MBK)		d			1112								1212				
Redbridge (RDB)		d			1116a								1216a				
Totton (TTN)		d				1141									1241		
Ashurst New Forest (ANF)		d				1145									1245		
Beaulieu Road (BEU)		d				1150									1250		
Brockenhurst (BCU)	3	a				1156			1216						1256		1316
Brockenhurst (BCU)	3	d	1129			1157		1159	1217	1229					1257	1259	1317
Lymington Town (LYT)		d	1137					1207		1237						1307	
Lymington Pier (LYP)		a	1139					1209		1239						1309	
Lymington Pier (LYP)		d		1200							1300						
Yarmouth (I.O.W.) (YMH)		a		1240							1340						
Sway (SWY)		d				1201									1301		
New Milton (NWM)		d				1206			1224						1306		1324
Hinton Admiral (HNA)		d				1210									1310		
Christchurch (CHR)		d				1215									1315		
Pokesdown (POK)		d				1219									1319		
Bournemouth (BMH)		a				1223		1226	1234						1323	1326	1334
Bournemouth (BMH)		d				1224			1239						1324		1339
Branksome (BSM)		d							1244								1344
Parkstone (Dorset) (PKS)		d							1247								1347
Poole (POO)	4	a				1233			1250						1333		1350
Poole (POO)	4	d							1251								1351
Hamworthy (HAM)		d							1256								1356
Holton Heath (HOL)		d															
Wareham (WRM)		d							1303								1403
Wool (WOO)		d							1310								1410
Moreton (Dorset) (MTN)		d							1316								1416
Dorchester South (DCH)		d							1324								1424
Dorchester West (DCW)		d														1348	
Upwey (UPW)		d							1331							1356	1431
Weymouth (WEY)		a							1335							1401	1435

NOTES (see introductory pages for explanation of train operator codes and standard symbols)

- a Arrival time
- d Departure time
- u Stops to pick up only
- E To Salisbury, see table 156
- G From Birmingham New Street, see table 050
- H From Manchester Piccadilly, see table 050
- J Runs until 22 October. From Swindon, see table 133

London to Winchester, Fareham, Portsmouth, Southampton, Lymington, Yarmouth (IOW), Bournemouth and Weymouth

Sundays

Operator	SW	SW	SW	SW	SW	SW	XC	SW	SW	SW	SW	SW	SW	SW	XC	GW	SW
Train ID	1J31		2S33	1B31	1T31	1J33	1012	1W35	1J35		2S37	1B35	1T35	1J37	1014	2091	1W39
Days of operation/Notes			E				H				E				H	K	
1st Class/Reservations/Bus/Ferry	1	1	1	1	1	1	1	1	1	1	1	1	1	1	1	1	1
Catering facilities																	
London Waterloo (WAT)	15	d			1154			1235					1254				1335
Clapham Junction (CLJ)	10	d			1203u			1242u					1303u				1342u
Woking (WOK)		d			1228			1307					1328				1407
Farnborough (Main) (FNB)		d															
Fleet (FLE)		d															
Reading (RDG)	7	d					1252								1352		
Basingstoke (BSK)		d			1248		1311	1327					1347		1411		1427
Micheldever (MIC)		d			1258								1357				1444
Winchester (WIN)		d			1308		1327	1344					1407		1427		
Shawford (SHW)		d			1312								1411				
Romsey (ROM)		d		1235								1335					
Chandlers Ford (CFR)		d		1242								1342					
Eastleigh (ESL)	3	a		1248	1318							1348	1417				
Eastleigh (ESL)	3	d		1254	1322	1326						1354	1420	1426			
Hedge End (HDE)		d				1332								1432			
Botley (BOE)		d				1336								1436			
Fareham (FRM)		a				1343								1443			
Portchester (PTC)		a				1350								1450			
Cosham (CSA)		a				1354								1454			
Hilsea (HLS)		a				1400								1500			
Fratton (FTN)		a				1409								1509			
Portsmouth & Southsea (PMS)		a				1413								1513			
Portsmouth Harbour (PMH)		a				1420								1520			
Southampton Airport Parkwy (SOA)		d		1258	1327		1335	1353				1358	1425		1435		1453
Swaythling (SWG)		d		1300								1400					
St Denys (SDN)		d		1303								1403					
Southampton Central (SOU)		a		1308	1334		1344	1400				1408	1432		1442		1500
Southampton Central (SOU)		d		1310	1335		1346	1403				1410	1433		1450		1503
Millbrook (Hants) (MBK)		d		1312								1412					
Redbridge (RDB)		d		1316a								1416a					
Totton (TTN)		d			1341								1439				
Ashurst New Forest (ANF)		d			1345								1443				
Beaulieu Road (BEU)		d			1350								1448				
Brockenhurst (BCU)	3	a			1356			1416					1454				1516
Brockenhurst (BCU)	3	d	1329		1357		1359	1417	1429			1455	1459				1517
Lymington Town (LYT)		d	1337				1407		1437				1507				
Lymington Pier (LYP)		a	1339				1409		1439				1509				
Lymington Pier (LYP)		d		1400							1500						
Yarmouth (I.O.W.) (YMH)		a		1440							1540						
Sway (SWY)		d			1401							1459					
New Milton (NWM)		d			1406			1424				1504					1524
Hinton Admiral (HNA)		d			1410							1508					
Christchurch (CHR)		d			1415							1513					
Pokesdown (POK)		d			1419							1517					
Bournemouth (BMH)		a			1423		1427	1434				1521		1525			1534
Bournemouth (BMH)		d			1424			1439				1522					1539
Branksome (BSM)		d						1444									1544
Parkstone (Dorset) (PKS)		d						1447									1547
Poole (POO)	4	a			1433			1450				1531					1550
Poole (POO)	4	d						1451									1551
Hamworthy (HAM)		d						1456									1556
Holton Heath (HOL)		d															
Wareham (WRM)		d						1503									1603
Wool (WOO)		d						1510									1610
Moreton (Dorset) (MTN)		d						1516									1616
Dorchester South (DCH)		d						1524									1624
Dorchester West (DCW)		d														1543	
Upwey (UPW)		d						1531								1552	1631
Weymouth (WEY)		a						1535								1557	1635

NOTES (see introductory pages for explanation of train operator codes and standard symbols)

- a Arrival time
- d Departure time
- u Stops to pick up only
- E To Salisbury, see table 156
- H From Manchester Piccadilly, see table 050
- K From Swindon, see table 133

London to Winchester, Fareham, Portsmouth, Southampton, Lymington, Yarmouth (IOW), Bournemouth and Weymouth

Sundays





Operator	SW	SW	SW	SW	SW	XC	SW	SW	SW	SW	SW	SW	SW	SW	XC	SW	SW
Train ID	1J39		2S41	1B39	1T39	1016	1J41	1W43	1J43		2S45	1B43	1T43	1J45	1018	1W47	1J47
Days of operation/Notes			E			H					E				H		
1st Class/Reservations/Bus/Ferry	1	1	1	1	1	1	1	1	1	1	1	1	1	1	1	1	1
Catering facilities																	
London Waterloo (WAT)	15	d			1354			1435					1454				1535
Clapham Junction (CLJ)	10	d			1403u			1442u					1503u				1542u
Woking (WOK)		d			1428			1507					1528				1607
Farnborough (Main) (FNB)		d															
Fleet (FLE)		d															
Reading (RDG)	7	d					1452									1552	
Basingstoke (BSK)		d			1447		1510		1527				1547		1611	1627	
Micheldever (MIC)		d			1457								1558				
Winchester (WIN)		d			1507		1527		1544				1607		1627	1644	
Shawford (SHW)		d			1511								1612				
Romsey (ROM)		d		1435								1535					
Chandlers Ford (CFR)		d		1442								1542					
Eastleigh (ESL)	3	a		1448		1517						1548		1617			
Eastleigh (ESL)	3	d		1454	1520	1526						1554	1621	1626			
Hedge End (HDE)		d				1532								1632			
Botley (BOE)		d				1536								1636			
Fareham (FRM)		a				1543								1643			
Portchester (PTC)		a				1550								1650			
Cosham (CSA)		a				1554								1654			
Hilsea (HLS)		a				1600								1700			
Fratton (FTN)		a				1609								1709			
Portsmouth & Southsea (PMS)		a				1613								1713			
Portsmouth Harbour (PMH)		a				1620								1720			
Southampton Airport Parkwy (SOA)		d		1458	1525		1535		1553			1558	1625		1635	1653	
Swaythling (SWG)		d		1500								1600					
St Denys (SDN)		d		1503								1603					
Southampton Central (SOU)		a		1508	1532		1544		1600			1608	1632		1642	1700	
Southampton Central (SOU)		d		1510	1533		1546		1603			1610	1634		1650	1703	
Millbrook (Hants) (MBK)		d		1512								1612					
Redbridge (RDB)		d		1516a								1616a					
Totton (TTN)		d			1539									1639			
Ashurst New Forest (ANF)		d			1543									1644			
Beaulieu Road (BEU)		d			1548									1648			
Brockenhurst (BCU)	3	a			1554			1616						1654		1716	
Brockenhurst (BCU)	3	d	1529		1555			1559	1617	1629			1655	1659	1717	1729	
Lymington Town (LYT)		d	1537					1607		1637				1707		1737	
Lymington Pier (LYP)		a	1539					1609		1639				1709		1739	
Lymington Pier (LYP)		d		1600							1700						
Yarmouth (I.O.W.) (YMH)		a		1640							1740						
Sway (SWY)		d			1559								1700				
New Milton (NWM)		d			1604			1624					1705			1724	
Hinton Admiral (HNA)		d			1608								1709				
Christchurch (CHR)		d			1613								1714				
Pokesdown (POK)		d			1617								1717				
Bournemouth (BMH)		a			1621	1625		1634					1721		1725	1734	
Bournemouth (BMH)		d			1622			1639					1723			1739	
Branksome (BSM)		d						1644								1744	
Parkstone (Dorset) (PKS)		d						1647								1747	
Poole (POO)	4	a			1631			1650					1732			1750	
Poole (POO)	4	d						1651								1751	
Hamworthy (HAM)		d						1656								1756	
Holton Heath (HOL)		d															
Wareham (WRM)		d						1703								1803	
Wool (WOO)		d						1710								1810	
Moreton (Dorset) (MTN)		d						1716								1818	
Dorchester South (DCH)		d						1724								1826	
Dorchester West (DCW)		d															
Upwey (UPW)		d						1731								1832	
Weymouth (WEY)		a						1735								1837	

NOTES (see introductory pages for explanation of train operator codes and standard symbols)

- a Arrival time
- d Departure time
- u Stops to pick up only
- E To Salisbury, see table 156
- H From Manchester Piccadilly, see table 050

London to Winchester, Fareham, Portsmouth, Southampton, Lymington, Yarmouth (IOW), Bournemouth and Weymouth

Sundays

Operator Train ID Days of operation/Notes 1st Class/Reservations/Bus/Ferry Catering facilities	SW	SW 2S49 E	SW 1T47	SW 1B47	SW 1J49	SW 1T47	XC 1020 H H H	SW 1W51	SW 1J51	SW	SW 2S53 E	SW 1T51	SW 1B51	SW 1J53	SW 1T51	XC 1022 H H H	GW 2094 F
London Waterloo (WAT)  15 d			1550	1605				1635				1650	1705				
Clapham Junction (CLJ) 10 d			1558u	1612u				1642u				1658u	1712u				
Woking (WOK) d			1621	1637				1707				1721	1737				
Farnborough (Main) (FNB) d			1632									1732					
Fleet (FLE) d																	
Reading (RDG) 7 d							1653										1752
Basingstoke (BSK) d			1647	1657			1711	1727				1747	1757				1811
Micheldever (MIC) d			1657									1757					
Winchester (WIN) d			1707	1714			1727	1744				1807	1814				1827
Shawford (SHW) d			1712									1812					
Romsey (ROM) d		1635									1735						
Chandlers Ford (CFR) d		1642									1742						
Eastleigh (ESL) 3 a		1648	1717	1722		←					1748	1817	1822		←		
Eastleigh (ESL) 3 d		1654	1726	1723		1726					1754	1826	1823		1826		
Hedge End (HDE) d			←			1732						→			1832		
Botley (BOE) d						1736									1836		
Fareham (FRM) a						1743									1843		
Portchester (PTC) a						1750									1850		
Cosham (CSA) a						1754									1854		
Hilsea (HLS) a						1800									1900		
Fratton (FTN) a						1809									1909		
Portsmouth & Southsea (PMS) a						1813									1913		
Portsmouth Harbour (PMH)  a						1820									1920		
Southampton Airport Parkwy (SOA) ← d		1658		1727			1735	1753				1758		1827			1835
Swaythling (SWG) d		1700										1800					
St Denys (SDN) d		1703										1803					
Southampton Central (SOU) a		1708		1734			1744	1800				1808		1834			1842
Southampton Central (SOU) d		1710		1736			1750	1803				1810		1836			1850
Millbrook (Hants) (MBK) d		1712										1812					
Redbridge (RDB) d		1716a										1816a					
Totton (TTN) d				1741											1841		
Ashurst New Forest (ANF) d				1746											1846		
Beaulieu Road (BEU) d				1750											1850		
Brockenhurst (BCU) 3 a				1756				1816							1856		1903
Brockenhurst (BCU) 3 d				1757	1759			1817	1829					1857	1859		1910
Lymington Town (LYT) d					1807				1837						1907		
Lymington Pier (LYP) a					1809				1839						1909		
Lymington Pier (LYP)  d	1800										1900						
Yarmouth (I.O.W.) (YMH)  a	1840										1940						
Sway (SWY) d				1801											1901		
New Milton (NWM) d				1806				1824							1906		
Hinton Admiral (HNA) d				1810											1910		
Christchurch (CHR) d				1815											1915		
Pokesdown (POK) d				1819											1919		
Bournemouth (BMH) a				1823			1827	1834							1923		1926
Bournemouth (BMH) d				1824				1839							1924		
Branksome (BSM) d								1844									
Parkstone (Dorset) (PKS) d								1847									
Poole (POO) 4 a				1833				1850						1933			
Poole (POO) 4 d								1851									
Hamworthy (HAM) d								1856									
Holton Heath (HOL) d																	
Wareham (WRM) d								1903									
Wool (WOO) d								1910									
Moreton (Dorset) (MTN) d								1916									
Dorchester South (DCH) d								1924									
Dorchester West (DCW) d																	1952
Upwey (UPW) d								1931									2000
Weymouth (WEY) a								1935									2005

NOTES (see introductory pages for explanation of train operator codes and standard symbols)

- a Arrival time
- d Departure time
- u Stops to pick up only
- E To Salisbury, see table 156
- F From Bristol Temple Meads, see table 133
- H From Manchester Piccadilly, see table 050

London to Winchester, Fareham, Portsmouth, Southampton, Lymington, Yarmouth (IOW), Bournemouth and Weymouth

Sundays

Operator Train ID Days of operation/Notes 1st Class/Reservations/Bus/Ferry Catering facilities	SW	SW	SW	SW	SW	SW	SW	SW	SW	XC	SW	SW	SW	SW	SW	SW	SW	XC
	1W55	1J55		2S57 E	1T55	1B55	1J57	1T55	1024 H	1W59	1J59	2S61 E	1T59	1B59	1J61	1T59	1026 H	
London Waterloo (WAT)	15 d				1750	1805					1835		1850	1905				
Clapham Junction (CLJ)	10 d	1742u			1758u	1812u					1842u		1858u	1912u				
Woking (WOK)	d	1807			1821	1837					1907		1921	1937				
Farnborough (Main) (FNB)	d				1832								1932					
Fleet (FLE)	d																	
Reading (RDG)	7 d									1852								1952
Basingstoke (BSK)	d	1827			1847	1857				1911	1927		1947	1957				2011
Micheldever (MIC)	d				1857								1957					
Winchester (WIN)	d	1844			1907	1914				1927	1944		2007	2014				2027
Shawford (SHW)	d				1912								2012					
Romsey (ROM)	d				1835								1935					
Chandlers Ford (CFR)	d				1842								1942					
Eastleigh (ESL)	3 a				1848	1917	1922						1948	2017	2022			
Eastleigh (ESL)	3 d				1854	1926	1923			1926			1954	2026	2023			2026
Hedge End (HDE)	d									1932								2032
Botley (BOE)	d									1936								2036
Fareham (FRM)	a									1949								2043
Portchester (PTC)	a									1955								2050
Cosham (CSA)	a									2000								2054
Hilsea (HLS)	a									2000								2100
Fratton (FTN)	a									2009								2109
Portsmouth & Southsea (PMS)	a									2013								2113
Portsmouth Harbour (PMH)	a									2020								2120
Southampton Airport Parkwy (SOA)	d	1854			1858		1927			1936	1954		1958		2027			2038c
Swaythling (SWG)	d				1900								2000					
St Denys (SDN)	d				1903								2003					
Southampton Central (SOU)	a	1901			1908		1934			1947	2001		2008		2034			2045
Southampton Central (SOU)	d	1905			1910		1936			1949	2003		2010		2036			2050
Millbrook (Hants) (MBK)	d				1912								2012					
Redbridge (RDB)	d				1916a								2016a					
Totton (TTN)	d						1941											2041
Ashurst New Forest (ANF)	d						1946											2046
Beaulieu Road (BEU)	d						1950											2050
Brockenhurst (BCU)	3 a	1918					1956				2016							2056
Brockenhurst (BCU)	3 d	1919	1929				1957	1959			2017	2029			2057	2059		
Lymington Town (LYT)	d		1937					2007				2037				2107		
Lymington Pier (LYP)	a		1939					2009				2039				2109		
Lymington Pier (LYP)	d			2000														
Yarmouth (I.O.W.) (YMH)	a			2040														
Sway (SWY)	d						2001											2101
New Milton (NWM)	d	1925					2006				2023							2106
Hinton Admiral (HNA)	d						2010											2110
Christchurch (CHR)	d						2015											2115
Pokesdown (POK)	d						2019											2119
Bournemouth (BMH)	a	1936					2023			2027	2034							2123
Bournemouth (BMH)	d	1940					2024				2039							2124
Branksome (BSM)	d	1945									2044							
Parkstone (Dorset) (PKS)	d	1948									2047							
Poole (POO)	4 a	1951					2033				2050							2133
Poole (POO)	4 d	1952									2051							
Hamworthy (HAM)	d	1957									2056							
Holton Heath (HOL)	d																	
Wareham (WRM)	d	2004									2103							
Wool (WOO)	d	2011									2110							
Moreton (Dorset) (MTN)	d	2017									2117							
Dorchester South (DCH)	d	2025									2125							
Dorchester West (DCW)	d																	
Upwey (UPW)	d	2032									2132							
Weymouth (WEY)	a	2036									2136							

NOTES (see introductory pages for explanation of train operator codes and standard symbols)

- a Arrival time
- d Departure time
- u Stops to pick up only
- c Arrives 3 minutes earlier
- E To Salisbury, see table 156
- H From Manchester Piccadilly, see table 050

London to Winchester, Fareham, Portsmouth, Southampton, Lymington, Yarmouth (IOW), Bournemouth and Weymouth

Sundays

Operator	SW 1W63	SW 1J63	SW 2S65 E	SW 1T63	SW 1B63	SW 1J65	SW 1T63	XC 1028 H	GW 2096 F	SW 1W67	GW 1098 L	SW 2R69 M	SW 1T67	SW 1B67	SW 1T67	XC 1030 H	SW 1W71
Train ID	1	1	1	1	1	1	1	1	1	1	1	1	1	1	1	1	1
Days of operation/Notes	1	1	1	1	1	1	1	1	1	1	1	1	1	1	1	1	1
1st Class/Reservations/Bus/Ferry	1	1	1	1	1	1	1	1	1	1	1	1	1	1	1	1	1
Catering facilities	1	1	1	1	1	1	1	1	1	1	1	1	1	1	1	1	1
London Waterloo (WAT)	15 d	1935		1950	2005					2035			2050	2105			2135
Clapham Junction (CLJ)	10 d	1942u		1958u	2012u					2042u			2058u	2112u			2142u
Woking (WOK)	d	2007		2021	2037					2107			2121	2137			2207
Farnborough (Main) (FNB)	d			2032									2132				
Fleet (FLE)	d																
Reading (RDG)	7 d							2052									2152
Basingstoke (BSK)	d	2027		2047	2057			2111		2127			2147	2157		2210	2227
Micheldever (MIC)	d			2057									2157				
Winchester (WIN)	d	2044		2107	2114			2127		2144			2207	2214		2225	2244
Shawford (SHW)	d			2112									2212				
Romsey (ROM)	d		2035								2111	2135					
Chandlers Ford (CFR)	d		2042									2142					
Eastleigh (ESL)	3 a		2048	2118	2122		←				2138	2148	2217	2222	←		
Eastleigh (ESL)	3 d		2054	2126	2123		2126				2144	2154	2226	2223	2226		
Hedge End (HDE)	d			←			2132				2150		←		2232		
Botley (BOE)	d						2136				2155				2236		
Fareham (FRM)	a						2143				2202				2243		
Portchester (PTC)	a						2150								2250		
Cosham (CSA)	a						2154								2254		
Hilsea (HLS)	a						2200								2300		
Fratton (FTN)	a						2209				2219				2308		
Portsmouth & Southsea (PMS)	a						2213				2223				2312		
Portsmouth Harbour (PMH)	⚓ a						2220				2228				2316		
Southampton Airport Parkwy (SOA)	← d	2053		2058	2127			2135		2153		2158		2227		2235	2253
Swaythling (SWG)	d		2100									2201					
St Denys (SDN)	d		2103									2204					
Southampton Central (SOU)	a	2101		2108	2134			2142		2200		2209		2234		2242	2300
Southampton Central (SOU)	d	2103		2111	2136			2150		2203		2210		2236			2303
Millbrook (Hants) (MBK)	d			2113								2213					
Redbridge (RDB)	d			2117a								2216a					
Totton (TTN)	d				2141										2241		
Ashurst New Forest (ANF)	d				2146										2246		
Beaulieu Road (BEU)	d				2150												
Brockenhurst (BCU)	3 a	2116			2156					2216				2254			2316
Brockenhurst (BCU)	3 d	2117	2129		2157	2159				2217				2257			2317
Lymington Town (LYT)	d		2137			2207											
Lymington Pier (LYP)	a		2139			2209											
Lymington Pier (LYP)	⚓ d																
Yarmouth (I.O.W.) (YMH)	⚓ a																
Sway (SWY)	d				2201									2301			
New Milton (NWM)	d	2124			2206					2224				2306			2324
Hinton Admiral (HNA)	d				2210									2310			
Christchurch (CHR)	d				2215									2315			
Pokesdown (POK)	d				2219									2319			
Bournemouth (BMH)	a	2134			2223		2226			2234				2323			2334
Bournemouth (BMH)	d	2139			2224					2239				2324			2339
Branksome (BSM)	d	2144								2244							2344
Parkstone (Dorset) (PKS)	d	2147								2247							2347
Poole (POO)	4 a	2150			2233					2250				2333			2350
Poole (POO)	4 d	2151								2251							2351
Hamworthy (HAM)	d	2156								2256							2356
Holton Heath (HOL)	d																
Wareham (WRM)	d	2203								2303							0003
Wool (WOO)	d	2210								2310							0010
Moreton (Dorset) (MTN)	d	2216								2316							0016
Dorchester South (DCH)	d	2224								2324							0024
Dorchester West (DCW)	d									2255							
Upwey (UPW)	d	2231								2304	2331						0030
Weymouth (WEY)	a	2236								2309	2336						0035

NOTES (see introductory pages for explanation of train operator codes and standard symbols)

- a Arrival time
- d Departure time
- u Stops to pick up only
- E To Salisbury, see table 156
- F From Bristol Temple Meads, see table 133
- H From Manchester Piccadilly, see table 050
- L From Worcester Foregate Street to Portsmouth Harbour, see table 133
- M To Romsey, see table 156

London to Winchester, Fareham, Portsmouth, Southampton, Lymington, Yarmouth (IOW), Bournemouth and Weymouth

Sundays

Operator	SW	SW	SW	SW	SW	SW	SW	SW
Train ID	2S73	1T71	1B71	1T71	1T75	1B75	1T75	1B81
Days of operation/Notes	E							MM A
1st Class/Reservations/Bus/Ferry	□	□	□	□	□	□	□	□
London Waterloo (WAT)	15 d		2150	2205		2250	2305	0010
Clapham Junction (CLJ)	10 d		2158u	2212u		2258u	2312u	0017u
Woking (WOK)	d		2221	2237		2321	2337	0042
Farnborough (Main) (FNB)	d		2232			2332		
Fleet (FLE)	d							
Reading (RDG)	7 d							
Basingstoke (BSK)	d		2247	2257		2347	2357	0101
Micheldever (MIC)	d		2257			2357		
Winchester (WIN)	d		2307	2314		0007	0014	0118
Shawford (SHW)	d		2312			0012		
Romsey (ROM)	d	2235						
Chandlers Ford (CFR)	d	2242						
Eastleigh (ESL)	3 a	2248	2317	2322	←	0017	0023	←
Eastleigh (ESL)	3 d	2254	2326	2323	2326	0030	0024	0030
Hedge End (HDE)	d		→		2332	→		0036s
Botley (BOE)	d				2336			0039s
Fareham (FRM)	a				2343			0047s
Portchester (PTC)	a				2350			0053s
Cosham (CSA)	a				2354			0057s
Hilsea (HLS)	a				0002			
Fratton (FTN)	a				0007			0105s
Portsmouth & Southsea (PMS)	a				0010			0108s
Portsmouth Harbour (PMH)	a				0014			0112
Southampton Airport Parkwy (SOA)	← d	2258		2327			0028	0132
Swaythling (SWG)	d	2300						
St Denys (SDN)	d	2303					0032s	
Southampton Central (SOU)	a	2308		2334			0037	0139
Southampton Central (SOU)	d	2310		2336			0040	
Millbrook (Hants) (MBK)	d	2312						
Redbridge (RDB)	d	2316a						
Totton (TTN)	d			2341			0045s	
Ashurst New Forest (ANF)	d			2346				
Beaulieu Road (BEU)	d							
Brockenhurst (BCU)	3 a			2354			0056s	
Brockenhurst (BCU)	3 d			2355				
Lymington Town (LYT)	d							
Lymington Pier (LYP)	a							
Lymington Pier (LYP)	d							
Yarmouth (I.O.W.) (YMH)	a							
Sway (SWY)	d			2359				
New Milton (NWM)	d			0004			0104s	
Hinton Admiral (HNA)	d			0008				
Christchurch (CHR)	d			0013			0111s	
Pokesdown (POK)	d			0017			0115s	
Bournemouth (BMH)	a			0021			0119	
Bournemouth (BMH)	d			0022			0120	
Branksome (BSM)	d			0027			0125s	
Parkstone (Dorset) (PKS)	d			0030			0128s	
Poole (POO)	4 a			0034			0132	
Poole (POO)	4 d							
Hamworthy (HAM)	d							
Holton Heath (HOL)	d							
Wareham (WRM)	d							
Wool (WOO)	d							
Moreton (Dorset) (MTN)	d							
Dorchester South (DCH)	d							
Dorchester West (DCW)	d							
Upwey (UPW)	d							
Weymouth (WEY)	a							

NOTES (see introductory pages for explanation of train operator codes and standard symbols)

- a Arrival time
- d Departure time
- s Stops to set down only
- u Stops to pick up only
- A Also calls at Wimbledon 0023
- E To Salisbury, see table 156
- MM Monday mornings

Weymouth, Bournemouth, Yarmouth (IOW), Lymington, Southampton, Portsmouth and Fareham to Winchester and London

Mondays to Fridays

Operator	SW	SW	XC	SW	SW	SW	SW	XC	SW	SW	SW	SW	SW	SW	SW	SW	SW
Train ID	2B12	2B12	1M18	2T14	2T14	1B14	1B14	1M22	2R18	2B16	1B90	1B90	1T18	2R18	2B88	1J02	1B18
Days of operation/Notes	A	B	C	D	E	A	B	C	G	G	A	B	F	G	H		A
1st Class/Reservations/Bus/Ferry	1	1	1	1	1	1	1	1	1	1	1	1	1	1	1	1	1
Catering facilities																	
Weymouth (WEY)	d																
Upwey (UPW)	d																
Dorchester West (DCW)	a																
Dorchester South (DCH)	d																
Moreton (Dorset) (MTN)	d																
Wool (WOO)	d																
Wareham (WRM)	d																
Holton Heath (HOL)	d																
Hamworthy (HAM)	d																
Poole (POO)	4 a																
Poole (POO)	4 d					0457	0500			0523	0537	0540					0552
Parkstone (Dorset) (PKS)	d					0501	0504			0527	0541	0544					0556
Branksome (BSM)	d					0504	0507			0530	0544	0547					0559
Bournemouth (BMH)	a					0509	0512			0535	0550	0553					0604
Bournemouth (BMH)	d					0512	0515			0537	0552	0555					0608
Pokesdown (POK)	d					0516	0519			0541							0612
Christchurch (CHR)	d					0520	0523			0545							0616
Hinton Admiral (HNA)	d									0550							0621
New Milton (NWM)	d					0527	0530			0554							0625
Sway (SWY)	d									0559							0630
Yarmouth (I.O.W.) (YMH)	⚓ d																
Lymington Pier (LYP)	⚓ a																
Lymington Pier (LYP)	d															0614	
Lymington Town (LYT)	d															0616	
Brockenhurst (BCU)	3 a					0533	0536			0604	0609	0610				0625	0635
Brockenhurst (BCU)	3 d					0534	0537				0610	0611					0637
Beaulieu Road (BEU)	d																
Ashurst New Forest (ANF)	d																0645
Totton (TTN)	d					0545	0548				0621	0622					0650
Redbridge (RDB)	d									0612							
Millbrook (Hants) (MBK)	d									0615							
Southampton Central (SOU)	a					0554	0554			0618	0628	0628	←				0658
Southampton Central (SOU)	d	0449	0452	0515		0555	0555	0613	0633		0630	0630		0633	0643		0700
St Denys (SDN)	d	0454	0457						↔					0639	0649		
Swaythling (SWG)	d	0457	0500											0642	0652		
Southampton Airport Parkwy (SOA)	← d	0500	0503	0523		0603	0603	0621			0638	0638		0645	0655		0708
Portsmouth Harbour (PMH)	⚓ d				0455	0500							0550				
Portsmouth & Southsea (PMS)	d				0500	0505							0555				
Fratton (FTN)	d				0504	0509							0559				
Hilsea (HLS)	d				0508	0513							0603				
Cosham (CSA)	d				0514	0519							0608				
Portchester (PTC)	d				0518	0523							0613				
Fareham (FRM)	d				0524	0529							0620				
Botley (BOE)	d				0532	0537							0629				
Hedge End (HDE)	d				0536	0541							0634				
Eastleigh (ESL)	3 a	0503	0506		0547	0547	0607	0607					0642	0649	0659		
Eastleigh (ESL)	3 d	0504	0507		0549	0549	0608	0608					0643	0650	0659		
Chandlers Ford (CFR)	d													0655			
Romsey (ROM)	a													0703			
Shawford (SHW)	d	0510	0513		0555	0555							0649		0705		
Winchester (WIN)	d	0516	0519	0531	0601	0601	0618	0618	0633		0647	0647	0655		0711		0718
Micheldever (MIC)	d	0527	0527		0610	0610							0703				
Basingstoke (BSK)	a	0538	0538	0546	0621	0621	0635	0635	0650		0704	0704	0714		0727		0734
Reading (RDG)	7 a			0606					0708								
Fleet (FLE)	a	0550	0550		0639	0639										0749	
Farnborough (Main) (FNB)	a	0556	0556		0645	0645										0755	
Woking (WOK)	a	0605	0605		0657	0657	0655	0655					0733		0808		
Clapham Junction (CLJ)	10 a	0625	0625				0716	0716									
London Waterloo (WAT)	⚡ 15 a	0634	0634		0731	0731	0727	0727			0747	0747	0804		0838		0819

NOTES (see introductory pages for explanation of train operator codes and standard symbols)

- a Arrival time
- d Departure time
- A Runs from 9 October
- B Runs until 6 October
- C To Manchester Piccadilly, see table 050
- D Runs from 9 October. Also calls at Hook 0630, Winchfield 0634 and Brookwood 0652
- E Runs until 6 October. Also calls at Hook 0630, Winchfield 0634 and Brookwood 0652
- F Also calls at Surbiton 0745
- G From Salisbury, see table 156
- H Also calls at Hook 0740, Winchfield 0744 and Brookwood 0802

Weymouth, Bournemouth, Yarmouth (IOW), Lymington, Southampton, Portsmouth and Fareham to Winchester and London

Mondays to Fridays

Operator	SW	SW	XC	SW	SW	SW	SW	SW	SW	SW	SW	SW	SW	SW	SW	SW	SW
Train ID	1B18	1T20	1M26	1J04	1B94	1W90	1B94	1W90	1T22	2R22	2B24		1J06	1B22	1W92	1B22	1W92
Days of operation/Notes	B		C		A	A	B	B		G	J			A	A	B	B
1st Class/Reservations/Bus/Ferry	1	1	1	1	1	1	1	1	1	1	1	1	1	1	1	1	1
Catering facilities																	
Weymouth (WEY)	d					0550		0555							0620		0625
Upwey (UPW)	d					0554		0559							0624		0629
Dorchester West (DCW)	a																
Dorchester South (DCH)	d					0602		0607							0632		0637
Moreton (Dorset) (MTN)	d					0609		0614							0639		0644
Wool (WOO)	d					0615		0620							0645		0650
Wareham (WRM)	d					0622		0627							0652		0657
Holton Heath (HOL)	d					0626		0631									
Hamworthy (HAM)	d					0631		0636							0659		0704
Poole (POO)	4 a					0637		0640							0706		0708
Poole (POO)	4 d	0555					0638	0641						0647	0709	0650	0711
Parkstone (Dorset) (PKS)	d	0559					0642	0645						0651	0713	0654	0715
Branksome (BSM)	d	0602					0646	0649						0654	0716	0657	0719
Bournemouth (BMH)	a	0607					0651	0654						0659	0721	0702	0724
Bournemouth (BMH)	d	0611		0630		0634	0653	0634	0656					0701	0723	0704	0726
Pokesdown (POK)	d	0615				0638		0638						0705		0708	
Christchurch (CHR)	d	0619				0642		0642						0709		0712	
Hinton Admiral (HNA)	d	0624				0647		0647						0714		0717	
New Milton (NWM)	d	0628				0651		0651						0718		0721	
Sway (SWY)	d	0633				0656		0656						0723		0726	
Yarmouth (I.O.W.) (YMH)	d												0620				
Lymington Pier (LYP)	a												0700				
Lymington Pier (LYP)	d				0644								0714				
Lymington Town (LYT)	d				0646								0716				
Brockenhurst (BCU)	3 a	0638				0655		0701	0701				0725	0728		0731	
Brockenhurst (BCU)	3 d	0640						0702	0702					0730		0733	
Beaulieu Road (BEU)	d																
Ashurst New Forest (ANF)	d	0648						0710	0710					0738		0741	
Totton (TTN)	d	0653						0715	0715					0743		0746	
Redbridge (RDB)	d										0724						
Millbrook (Hants) (MBK)	d										0728						
Southampton Central (SOU)	a	0658		0702			0721	0725	0721	0725	0731			0752	0756	0752	0756
Southampton Central (SOU)	d	0700		0715			0730	0730			0735	0738		0800		0800	
St Denys (SDN)	d										0740	0743					
Swaythling (SWG)	d										0743	0746					
Southampton Airport Parkway (SOA)	4 a	0708		0723			0738	0738			0746	0750		0808		0808	
Portsmouth Harbour (PMH)	d		0624								0650						
Portsmouth & Southsea (PMS)	d		0629								0655						
Fratton (FTN)	d		0633								0659						
Hilsea (HLS)	d		0637								0703						
Cosham (CSA)	d		0643								0709						
Portchester (PTC)	d		0648								0713						
Fareham (FRM)	d		0654								0720						
Botley (BOE)	d		0702								0728						
Hedge End (HDE)	d		0706								0733						
Eastleigh (ESL)	3 a		0712								0741	0749	0753				
Eastleigh (ESL)	3 d		0715								0743	0750	0755				
Chandlers Ford (CFR)	d										0755						
Romsey (ROM)	a										0803						
Shawford (SHW)	d										0749		0801				
Winchester (WIN)	d	0718	0725	0731		0748		0748			0755		0807		0818		0818
Micheldever (MIC)	d		0733								0803						
Basingstoke (BSK)	a	0734	0744	0746							0814		0823		0834		0834
Reading (RDG)	7 a			0809													
Fleet (FLE)	a										0826		0842				
Farnborough (Main) (FNB)	a										0832		0847				
Woking (WOK)	a		0805								0842		0903		0853		0853
Clapham Junction (CLJ)	10 a													0915		0915	
London Waterloo (WAT)	15 a	0819	0836			0848		0848	0909		0938			0926		0926	

NOTES (see introductory pages for explanation of train operator codes and standard symbols)

- a Arrival time
- d Departure time
- A Runs from 9 October
- B Runs until 6 October
- C To Manchester Piccadilly, see table 050
- G From Salisbury, see table 156
- J Also calls at Hook 0832, Winchfield 0836, Brookwood 0857 and Surbiton 0916

Weymouth, Bournemouth, Yarmouth (IOW), Lymington, Southampton, Portsmouth and Fareham to Winchester and London

Mondays to Fridays

Operator	GW	SW	XC	SW	SW	SW	SW	SW	SW	SW	SW	SW	SW	SW	SW	XC	SN			
Train ID	2V54	2T24	1M30	1J08	1B24	1W94	1B24	1W94	1T26	2R26	1J10	2B28	1B26	2B28	1M34	1Y55				
Days of operation/Notes	K	□	□◇ ⌘	□	□ A	□ A	□ B	□ B	□	G	□	□	□	□	□◇ ⌘	□				
1st Class/Reservations/Bus/Ferry																				
Catering facilities																				
Weymouth (WEY)	d	0638				0650		0655												
Upwey (UPW)	d	0643				0654		0659												
Dorchester West (DCW)	a	0651																		
Dorchester South (DCH)	d					0702		0707												
Moreton (Dorset) (MTN)	d					0709		0714												
Wool (WOO)	d					0715		0720												
Wareham (WRM)	d					0722		0727												
Holton Heath (HOL)	d					0726		0731												
Hamworthy (HAM)	d					0731		0736												
Poole (POO)	4 a					0737		0740												
Poole (POO)	4 d					0720	0738	0720	0741				0804							
Parkstone (Dorset) (PKS)	d					0724	0742	0724	0745				0808							
Branksome (BSM)	d					0727	0747	0727	0749				0811							
Bournemouth (BMH)	a					0732	0752	0732	0754				0816							
Bournemouth (BMH)	d			0730		0734	0754	0734	0756				0802	0818		0840				
Pokesdown (POK)	d					0738		0738					0806	0821						
Christchurch (CHR)	d					0742		0742					0810	0825						
Hinton Admiral (HNA)	d					0747		0747					0815							
New Milton (NWM)	d					0751		0751					0819	0832						
Sway (SWY)	d					0756		0756					0824							
Yarmouth (I.O.W.) (YMH)	d											0715								
Lymington Pier (LYP)	a											0755								
Lymington Pier (LYP)	d				0744								0814							
Lymington Town (LYT)	d				0746								0816							
Brockenhurst (BCU)	3 a				0755	0801	0808	0801	0810				0829	0839						
Brockenhurst (BCU)	3 d					0802	0809	0802	0811				0830	0840						
Beaulieu Road (BEU)	d					0807		0807					0835							
Ashurst New Forest (ANF)	d					0811		0811					0839							
Totton (TTN)	d					0816		0816					0844							
Redbridge (RDB)	d											0824								
Millbrook (Hants) (MBK)	d											0828								
Southampton Central (SOU)	a			0802		0822	0826	0822	0826				0831		0854	0858	←	0914		
Southampton Central (SOU)	d			0815		0830		0830					0835		0902	0900	0902	0915	0926	
St Denys (SDN)	d												0840		←		0907			
Swaythling (SWG)	d												0843				0910			
Southampton Airport Parkway (SOA)	← d			0823		0838		0838					0846				0908	0913	0923	0934
Portsmouth Harbour (PMH)	d			0724									0754							
Portsmouth & Southsea (PMS)	d			0729									0758							
Fratton (FTN)	d			0733									0802							
Hilsea (HLS)	d			0737									0806							
Cosham (CSA)	d			0742									0812							
Portchester (PTC)	d			0747									0816							
Fareham (FRM)	d			0753									0822							
Botley (BOE)	d			0801									0831							
Hedge End (HDE)	d			0805									0835							
Eastleigh (ESL)	3 a			0812									0842	0850				0916	0938	
Eastleigh (ESL)	3 d			0812									0843	0850				0917		
Chandlers Ford (CFR)	d												0855							
Romsey (ROM)	a												0903							
Shawford (SHW)	d			0818									0850					0922		
Winchester (WIN)	d			0823a	0831		0848		0848				0856					0918	0927a	0933
Micheldever (MIC)	d												0904							
Basingstoke (BSK)	a			0846									0914					0936		0948
Reading (RDG)	7 a			0907																1010
Fleet (FLE)	a												0926							
Farnborough (Main) (FNB)	a												0932							
Woking (WOK)	a												0942							0955
Clapham Junction (CLJ)	10 a												0942							1015
London Waterloo (WAT)	15 a												0953							1024

NOTES (see introductory pages for explanation of train operator codes and standard symbols)

- a Arrival time
- d Departure time
- A Runs from 9 October
- B Runs until 6 October
- C To Manchester Piccadilly, see table 050
- G From Salisbury, see table 156
- K To Gloucester, see table 133
- L To Brighton, see table 178

Weymouth, Bournemouth, Yarmouth (IOW), Lymington, Southampton, Portsmouth and Fareham to Winchester and London

Mondays to Fridays

Operator	SW	SW	SW	SW	GW	SW	SW	SW	SW	SW	SW	SW	SW	SW	XC	SW	SW	SW
Train ID	1W06	1J12	1W06	1W96	2V57	1T30	2R30	G	1J14	2B32	2W52	1W52	2B32	1M38	C	1J16	1W08	
Days of operation/Notes	1	1	1	1	K	1	G	1	1	1	1	1	1	1	1	1	1	
1st Class/Reservations/Bus/Ferry	1	1	1	1										1	1	1	1	
Catering facilities																		
Weymouth (WEY)	d	0724		0755	0733							0820					0903	
Upwey (UPW)	d	0728		0759	0738							0824						
Dorchester West (DCW)	a				0746													
Dorchester South (DCH)	d	0736		0807								0833					0913	
Moreton (Dorset) (MTN)	d	0742		0814								0839						
Wool (WOO)	d	0748		0820								0845						
Wareham (WRM)	d	0755		0827								0853					0928	
Holton Heath (HOL)	d	0759		0830								0856						
Hamworthy (HAM)	d	0804		0835								0901					0935	
Poole (POO)	4 a	0808		0840								0906					0939	
Poole (POO)	4 d	0809		0841						0853	0900	0907					0940	
Parkstone (Dorset) (PKS)	d	0813		0845							0904						0944	
Branksome (BSM)	d	0817		0848							0908						0948	
Bournemouth (BMH)	a	0822		0854						0902	0913	0917					0954	
Bournemouth (BMH)	d	0823		0856						0905	0922			0945			0959	
Pokesdown (POK)	d	0827								0909	0926							
Christchurch (CHR)	d	0831								0913	0930							
Hinton Admiral (HNA)	d	0836								0918								
New Milton (NWM)	d	0840								0922	0937							
Sway (SWY)	d	0845								0927								
Yarmouth (I.O.W.) (YMH)	1 a							0800								0905		
Lymington Pier (LYP)	1 a							0840								0945		
Lymington Pier (LYP)	d		0844						0914								0957	
Lymington Town (LYT)	d		0846						0916								0959	
Brockenhurst (BCU)	3 a	0849	0855	0910					0925	0932	0943			0959		1008	1013	
Brockenhurst (BCU)	3 d	0850		0911						0933	0944			1000			1014	
Beaulieu Road (BEU)	d																	
Ashurst New Forest (ANF)	d	0858								0942								
Totton (TTN)	d	0903		0903						0947								
Redbridge (RDB)	d							0924										
Millbrook (Hants) (MBK)	d							0928										
Southampton Central (SOU)	a			0918	0926			0932		0953	0958			1013			1028	
Southampton Central (SOU)	d			0930				0935		0955	1000			1015			1030	
St Denys (SDN)	d							0940										
Swaythling (SWG)	d							0943										
Southampton Airport Parkway (SOA)	4 d			0938				0946		1003	1008			1023			1038	
Portsmouth Harbour (PMH)	1 d						0859											
Portsmouth & Southsea (PMS)	d						0904											
Fratton (FTN)	d						0908											
Hilsea (HLS)	d						0912											
Cosham (CSA)	d						0917											
Portchester (PTC)	d						0922											
Fareham (FRM)	d						0928											
Botley (BOE)	d						0935											
Hedge End (HDE)	d						0940											
Eastleigh (ESL)	3 a						0946	0950		1006								
Eastleigh (ESL)	3 d						0947	0950		1014			1014					
Chandlers Ford (CFR)	d							0955										
Romsey (ROM)	a							1003										
Shawford (SHW)	d													1019				
Winchester (WIN)	d			0948		0956					1018		1025a	1031			1048	
Micheldever (MIC)	d					1006												
Basingstoke (BSK)	a					1016					1034			1047				
Reading (RDG)	7 a													1106				
Fleet (FLE)	a					1027												
Farnborough (Main) (FNB)	a					1033												
Woking (WOK)	a			1021		1043											1120	
Clapham Junction (CLJ)	10 a										1111							
London Waterloo (WAT)	15 a			1049		1109					1120						1149	

NOTES (see introductory pages for explanation of train operator codes and standard symbols)

- a Arrival time
- d Departure time
- C To Manchester Piccadilly, see table 050
- G From Salisbury, see table 156
- K To Gloucester, see table 133

Weymouth, Bournemouth, Yarmouth (IOW), Lymington, Southampton, Portsmouth and Fareham to Winchester and London

Mondays to Fridays

Operator	SW	SW	SW	SW	SW	SW	SW	GW	XC	SN	SW	SW	SW	SW	SW	SW	SW
Train ID	1T34	2R34	2B36	1J18	2W54	1W54	2B36	2V60	1M42	1Y59	1J20	1W12	1T38	2R38	2B40	1J22	
Days of operation/Notes	1	G	1	1	1	1	1	K	C	L	1	1	1	G	1	1	
1st Class/Reservations/Bus/Ferry	1	1	1	1	1	1	1	1	1	1	1	1	1	1	1	1	
Catering facilities	1	1	1	1	1	1	1	1	1	1	1	1	1	1	1	1	
Weymouth (WEY)	d					0920		0930				1003					
Upwey (UPW)	d					0924		0935									
Dorchester West (DCW)	a							0943									
Dorchester South (DCH)	d					0933						1013					
Moreton (Dorset) (MTN)	d					0939											
Wool (WOO)	d					0945											
Wareham (WRM)	d					0953						1028					
Holton Heath (HOL)	d					0956											
Hamworthy (HAM)	d					1001						1035					
Poole (POO)	4 a					1006						1039					
Poole (POO)	4 d				1000	1007						1040					
Parkstone (Dorset) (PKS)	d				1004							1044					
Branksome (BSM)	d				1008							1048					
Bournemouth (BMH)	a				1013	1017						1054					
Bournemouth (BMH)	d		1002			1022			1045			1059				1102	
Pokesdown (POK)	d		1006			1026										1106	
Christchurch (CHR)	d		1010			1030										1110	
Hinton Admiral (HNA)	d		1015													1115	
New Milton (NWM)	d		1019			1037										1119	
Sway (SWY)	d		1024													1124	
Yarmouth (I.O.W.) (YMH)	1 a										1005						
Lymington Pier (LYP)	1 a										1045						
Lymington Pier (LYP)	d			1027								1057				1127	
Lymington Town (LYT)	d			1029								1059				1129	
Brockenhurst (BCU)	3 a		1029	1038		1043						1108	1113			1129	
Brockenhurst (BCU)	3 d		1030			1044							1114			1130	
Beaulieu Road (BEU)	d		1035														
Ashurst New Forest (ANF)	d		1039													1139	
Totton (TTN)	d		1044													1144	
Redbridge (RDB)	d		1027													1127	
Millbrook (Hants) (MBK)	d		1031													1131	
Southampton Central (SOU)	a		1034	1053		1058			1113			1128			1134	1152	
Southampton Central (SOU)	d		1035	1055		1100			1115	1126		1130			1135	1155	
St Denys (SDN)	d		1040													1140	
Swaythling (SWG)	d		1043													1143	
Southampton Airport Parkway (SOA)	1 a		1046	1103		1108			1123	1134		1138			1146	1203	
Portsmouth Harbour (PMH)	1 a	0959														1059	
Portsmouth & Southsea (PMS)	d	1004														1104	
Fratton (FTN)	d	1008														1108	
Hilsea (HLS)	d	1012														1112	
Cosham (CSA)	d	1017														1117	
Portchester (PTC)	d	1022														1122	
Fareham (FRM)	d	1028														1128	
Botley (BOE)	d	1035														1135	
Hedge End (HDE)	d	1040														1140	
Eastleigh (ESL)	3 a	1046	1050	1106						1137						1148	
Eastleigh (ESL)	3 d	1047	1050	1114				1114								1148	
Chandlers Ford (CFR)	d		1055													1155	
Romsey (ROM)	a		1103													1203	
Shawford (SHW)	d							1119									
Winchester (WIN)	d	1057				1118		1124a		1132		1148	1157				
Micheldever (MIC)	d	1105											1205				
Basingstoke (BSK)	a	1115				1134				1147			1216				
Reading (RDG)	7 a									1206							
Fleet (FLE)	a	1127														1227	
Farnborough (Main) (FNB)	a	1133														1233	
Woking (WOK)	a	1143										1220	1243				
Clapham Junction (CLJ)	10 a					1211											
London Waterloo (WAT)	15 a	1208				1220						1249	1309				

NOTES (see introductory pages for explanation of train operator codes and standard symbols)

- a Arrival time
- d Departure time
- C To Manchester Piccadilly, see table 050
- G From Salisbury, see table 156
- K To Gloucester, see table 133
- L To Brighton, see table 178

Weymouth, Bournemouth, Yarmouth (IOW), Lymington, Southampton, Portsmouth and Fareham to Winchester and London

Mondays to Fridays

Operator Train ID Days of operation/Notes 1st Class/Reservations/Bus/Ferry Catering facilities	SW	SW	SW	XC	SW	SW	SW	SW	SW	SW	SW	SW	SW	SW	SW	GW	XC	SW
	2W56	1W56	2B40	1M46 C		1J24	1W16	1T42	2R42 G	2B44	1J26	2W58	1W58	2B44	2V64 K	1M50 C		
Weymouth (WEY)	d	1020					1103						1120			1129		
Upwey (UPW)	d	1024											1124			1134		
Dorchester West (DCW)	a															1142		
Dorchester South (DCH)	d	1033					1113						1133					
Moreton (Dorset) (MTN)	d	1039											1139					
Wool (WOO)	d	1045											1145					
Wareham (WRM)	d	1053					1128						1153					
Holton Heath (HOL)	d	1056											1156					
Hamworthy (HAM)	d	1101											1201					
Poole (POO)	4 a	1106											1206					
Poole (POO)	4 d	1100	1107				1140					1200	1207					
Parkstone (Dorset) (PKS)	d	1104					1144						1204					
Branksome (BSM)	d	1108					1148						1208					
Bournemouth (BMH)	a	1113	1117				1154						1213	1217				
Bournemouth (BMH)	d	1122		1145			1159				1202		1222				1245	
Pokesdown (POK)	d	1126									1206		1226					
Christchurch (CHR)	d	1130									1210		1230					
Hinton Admiral (HNA)	d										1215							
New Milton (NWM)	d	1137									1219		1237					
Sway (SWY)	d										1224							
Yarmouth (I.O.W.) (YMH)	d					1105												1205
Lymington Pier (LYP)	a					1145												1245
Lymington Pier (LYP)	d						1157					1227						
Lymington Town (LYT)	d						1159					1229						
Brockenhurst (BCU)	3 a	1143					1208	1213			1229	1238	1243					
Brockenhurst (BCU)	3 d	1144						1214			1230		1244					
Beaulieu Road (BEU)	d										1235							
Ashurst New Forest (ANF)	d										1239							
Totton (TTN)	d										1244							
Redbridge (RDB)	d										1227							
Millbrook (Hants) (MBK)	d										1231							
Southampton Central (SOU)	a	1158		1213			1228				1234	1252		1258				1313
Southampton Central (SOU)	d	1200		1215			1230				1235	1255		1300				1316
St Denys (SDN)	d										1240							
Swaythling (SWG)	d										1243							
Southampton Airport Parkway (SOA)	4 d	1208		1223			1238				1246	1303		1308				1324
Portsmouth Harbour (PMH)	d							1159										
Portsmouth & Southsea (PMS)	d							1204										
Fratton (FTN)	d							1208										
Hilsea (HLS)	d							1212										
Cosham (CSA)	d							1217										
Portchester (PTC)	d							1222										
Fareham (FRM)	d							1229										
Botley (BOE)	d							1235										
Hedge End (HDE)	d							1241										
Eastleigh (ESL)	3 a							1247	1250	1307								
Eastleigh (ESL)	3 d		1212					1247	1250	1314				1314				
Chandlers Ford (CFR)	d								1255									
Romsey (ROM)	a								1303									
Shawford (SHW)	d		1217												1319			
Winchester (WIN)	d	1218	1222a	1231			1248	1256					1318	1324a				1333
Micheldever (MIC)	d							1305										
Basingstoke (BSK)	a	1234		1246				1315					1334					1348
Reading (RDG)	7 a			1306														1406
Fleet (FLE)	a							1327										
Farnborough (Main) (FNB)	a							1332										
Woking (WOK)	a						1320	1342										
Clapham Junction (CLJ)	10 a	1311											1411					
London Waterloo (WAT)	15 a	1320					1349	1409					1420					

NOTES (see introductory pages for explanation of train operator codes and standard symbols)

- a Arrival time
- d Departure time
- C To Manchester Piccadilly, see table 050
- G From Salisbury, see table 156
- K To Gloucester, see table 133

Weymouth, Bournemouth, Yarmouth (IOW), Lymington, Southampton, Portsmouth and Fareham to Winchester and London

Mondays to Fridays

Operator Train ID Days of operation/Notes 1st Class/Reservations/Bus/Ferry Catering facilities	SW	SW	SW	SW	SW	SW	SW	SW	SW	SW	XC	SW	SW	SW	SW	SW	SW	SW
	1J28	1W18	1T46	2R46 G	2B48	1J30	2W60	1W60	2B48	1M54 C	SW C	1J32	1W20	1T50	2R50 G	2B52	1J34	
Weymouth (WEY)	d	1203						1220					1303					
Upwey (UPW)	d							1224										
Dorchester West (DCW)	a																	
Dorchester South (DCH)	d	1213						1233					1313					
Moreton (Dorset) (MTN)	d							1239										
Wool (WOO)	d							1245										
Wareham (WRM)	d	1228						1253					1328					
Holton Heath (HOL)	d							1256										
Hamworthy (HAM)	d	1235						1301					1335					
Poole (POO)	4 a	1239						1306					1339					
Poole (POO)	4 d	1240						1300 1307					1340					
Parkstone (Dorset) (PKS)	d	1244						1304					1344					
Branksome (BSM)	d	1248						1308					1348					
Bournemouth (BMH)	a	1254						1313 1317					1354					
Bournemouth (BMH)	d	1259				1302		1322		1345			1359				1402	
Pokesdown (POK)	d					1306		1326									1406	
Christchurch (CHR)	d					1310		1330									1410	
Hinton Admiral (HNA)	d					1315											1415	
New Milton (NWM)	d					1319		1337									1419	
Sway (SWY)	d					1324											1424	
Yarmouth (I.O.W.) (YMH)	C d											1305						
Lymington Pier (LYP)	C a											1345						
Lymington Pier (LYP)	d	1257						1327					1357					1427
Lymington Town (LYT)	d	1259						1329					1359					1429
Brockenhurst (BCU)	3 a	1308	1313			1329	1338	1343					1408	1413			1429	1438
Brockenhurst (BCU)	3 d		1314			1330		1344						1414			1430	
Beaulieu Road (BEU)	d																1435	
Ashurst New Forest (ANF)	d					1339											1439	
Totton (TTN)	d					1344											1444	
Redbridge (RDB)	d					1327											1427	
Millbrook (Hants) (MBK)	d					1331											1431	
Southampton Central (SOU)	a		1328			1334	1351	1400		1413				1428			1433	1451
Southampton Central (SOU)	d		1330			1335	1355	1402		1415				1430			1435	1455
St Denys (SDN)	d					1340											1440	
Swaythling (SWG)	d					1343											1443	
Southampton Airport Parkway (SOA)	C d		1338			1346	1403	1410		1423				1438			1446	1503
Portsmouth Harbour (PMH)	C d			1259													1359	
Portsmouth & Southsea (PMS)	d			1304													1404	
Fratton (FTN)	d			1308													1408	
Hilsea (HLS)	d			1312													1412	
Cosham (CSA)	d			1317													1417	
Portchester (PTC)	d			1322													1422	
Fareham (FRM)	d			1328													1428	
Botley (BOE)	d			1335													1435	
Hedge End (HDE)	d			1340													1440	
Eastleigh (ESL)	3 a			1346	1350	1406				1414							1446	1450 1509
Eastleigh (ESL)	3 d			1347	1350	1414											1447	1450 1511
Chandlers Ford (CFR)	d				1355	1414											1447	1450 1511
Romsey (ROM)	a				1403												1455	1503
Shawford (SHW)	d									1419								
Winchester (WIN)	d		1348	1356				1419		1425a	1431			1448	1457			
Micheldever (MIC)	d			1405													1505	
Basingstoke (BSK)	a			1415				1435			1446						1515	
Reading (RDG)	7 a										1506							
Fleet (FLE)	a			1427													1527	
Farnborough (Main) (FNB)	a			1433													1533	
Woking (WOK)	a		1420	1443										1520	1543			
Clapham Junction (CLJ)	10 a							1511										
London Waterloo (WAT)	15 a		1449	1510				1520						1549	1609			

NOTES (see introductory pages for explanation of train operator codes and standard symbols)

- a Arrival time
- d Departure time
- C To Manchester Piccadilly, see table 050
- G From Salisbury, see table 156

Weymouth, Bournemouth, Yarmouth (IOW), Lymington, Southampton, Portsmouth and Fareham to Winchester and London

Mondays to Fridays

Operator Train ID Days of operation/Notes 1st Class/Reservations/Bus/Ferry Catering facilities	SW	SW	SW	GW	XC	SW	SW	SW	SW	SW	SW	SW	SW	SW	SW	XC	SW
	2W62	1W62	2B52	2V68 K	1M58 C ⚡	⚡	1J36	1W22	1T54	2R54 G	2B56	1J38	2W64	1W64	2B56	1M62 C ⚡	⚡
Weymouth (WEY)	d	1320		1328				1403						1420			
Upwey (UPW)	d	1324		1333										1424			
Dorchester West (DCW)	a			1341													
Dorchester South (DCH)	d	1333						1413						1433			
Moreton (Dorset) (MTN)	d	1339												1439			
Wool (WOO)	d	1345												1445			
Wareham (WRM)	d	1353						1428						1453			
Holton Heath (HOL)	d	1356												1456			
Hamworthy (HAM)	d	1401						1435						1501			
Poole (POO)	4 a	1406						1439						1506			
Poole (POO)	4 d	1400	1407					1440					1500	1507			
Parkstone (Dorset) (PKS)	d	1404						1444					1504				
Branksome (BSM)	d	1408						1448					1508				
Bournemouth (BMH)	a	1413	1417					1454					1513	1517			
Bournemouth (BMH)	d	1422			1445			1459			1502		1522		1545		
Pokesdown (POK)	d	1426								1506			1526				
Christchurch (CHR)	d	1430								1510			1530				
Hinton Admiral (HNA)	d									1515							
New Milton (NWM)	d	1437								1519			1537				
Sway (SWY)	d									1524							
Yarmouth (I.O.W.) (YMH)	⚡ d					1405											1505
Lymington Pier (LYP)	⚡ a					1445											1545
Lymington Pier (LYP)	d						1457					1527					
Lymington Town (LYT)	d						1459					1529					
Brockenhurst (BCU)	3 a	1443						1513			1529	1538	1543				
Brockenhurst (BCU)	3 d	1444						1514			1530		1544				
Beaulieu Road (BEU)	d																
Ashurst New Forest (ANF)	d										1539						
Totton (TTN)	d										1544						
Redbridge (RDB)	d										1527						
Millbrook (Hants) (MBK)	d										1531						
Southampton Central (SOU)	a	1458			1514			1528			1534	1551		1558		1613	
Southampton Central (SOU)	d	1500			1515			1530			1535	1555		1600		1615	
St Denys (SDN)	d										1540						
Swaythling (SWG)	d										1543						
Southampton Airport Parkway (SOA) ⚡	d	1508			1523			1538			1546	1603		1608		1623	
Portsmouth Harbour (PMH) ⚡	d							1459									
Portsmouth & Southsea (PMS)	d							1504									
Fratton (FTN)	d							1508									
Hilsea (HLS)	d							1512									
Cosham (CSA)	d							1517									
Portchester (PTC)	d							1522									
Fareham (FRM)	d							1528									
Botley (BOE)	d							1535									
Hedge End (HDE)	d							1540									
Eastleigh (ESL)	3 a							1546	1550	1608							
Eastleigh (ESL)	3 d		1511					1546	1550	1614				1614			
Chandlers Ford (CFR)	d								1555								
Romsey (ROM)	a								1603								
Shawford (SHW)	d		1516											1619			
Winchester (WIN)	d	1518	1521a		1532			1548	1556					1618	1624a	1632	
Micheldever (MIC)	d								1604								
Basingstoke (BSK)	a	1535			1547				1614					1634		1647	
Reading (RDG)	7 a				1609											1706	
Fleet (FLE)	a								1626								
Farnborough (Main) (FNB)	a								1631								
Woking (WOK)	a							1620	1641								
Clapham Junction (CLJ)	10 a	1612												1712			
London Waterloo (WAT) ⚡	15 a	1621						1649	1710					1724			

NOTES (see introductory pages for explanation of train operator codes and standard symbols)

- a Arrival time
- d Departure time
- C To Manchester Piccadilly, see table 050
- G From Salisbury, see table 156
- K To Gloucester, see table 133

Weymouth, Bournemouth, Yarmouth (IOW), Lymington, Southampton, Portsmouth and Fareham to Winchester and London

Mondays to Fridays

Operator Train ID Days of operation/Notes 1st Class/Reservations/Bus/Ferry Catering facilities	SW	SW	SW	SW	SW	SW	SW	SW	SW	SW	GW	XC	SW	SW	SW	SW	SW	
	1J40	1W24	1T58	2R58 G	1B60	1J42	2W66	1W66	1B60	2V72 K	1M66 C	2B06		1J44	1W26	2B06	1T62	
Weymouth (WEY)	d	1503								1520	1528						1603	
Upwey (UPW)	d									1524	1533							
Dorchester West (DCW)	a										1541							
Dorchester South (DCH)	d	1513								1533							1613	
Moreton (Dorset) (MTN)	d									1539								
Wool (WOO)	d									1545								
Wareham (WRM)	d	1528								1553							1628	
Holton Heath (HOL)	d									1556								
Hamworthy (HAM)	d	1535								1601							1635	
Poole (POO)	4 a	1539								1606							1639	
Poole (POO)	4 d	1540							1600	1607							1640	
Parkstone (Dorset) (PKS)	d	1544							1604								1644	
Branksome (BSM)	d	1548							1608								1648	
Bournemouth (BMH)	a	1554							1613	1617							1654	
Bournemouth (BMH)	d	1559				1602			1622			1645					1659	
Pokesdown (POK)	d					1606			1626									
Christchurch (CHR)	d					1610			1630									
Hinton Admiral (HNA)	d					1615												
New Milton (NWM)	d					1619			1637									
Sway (SWY)	d					1624												
Yarmouth (I.O.W.) (YMH)	d													1605				
Lymington Pier (LYP)	a													1645				
Lymington Pier (LYP)	d	1557						1627									1659	
Lymington Town (LYT)	d	1559						1629									1701	
Brockenhurst (BCU)	3 a	1608	1613			1629	1638		1643								1713	
Brockenhurst (BCU)	3 d	1614				1630			1644								1714	
Beaulieu Road (BEU)	d					1635												
Ashurst New Forest (ANF)	d					1639												
Totton (TTN)	d					1644												
Redbridge (RDB)	d					1627												
Millbrook (Hants) (MBK)	d					1631												
Southampton Central (SOU)	a	1628				1634	1651		1658			1713					1728	
Southampton Central (SOU)	d	1630				1635	1652		1700			1715	1724				1730	
St Denys (SDN)	d					1640	1657											
Swaythling (SWG)	d					1643	1700											
Southampton Airport Parkway (SOA)	← d	1638				1646	1704		1708			1723	1731				1738	
Portsmouth Harbour (PMH)	d			1559														1659
Portsmouth & Southsea (PMS)	d			1604														1704
Fratton (FTN)	d			1608														1708
Hilsea (HLS)	d			1612														1712
Cosham (CSA)	d			1617														1717
Portchester (PTC)	d			1622														1722
Fareham (FRM)	d			1628														1728
Botley (BOE)	d			1635														1735
Hedge End (HDE)	d			1640														1740
Eastleigh (ESL)	3 a			1646	1650	1707							1735					1746
Eastleigh (ESL)	3 d			1647	1650	1714				1714			1741					1747
Chandlers Ford (CFR)	d				1655	→							→					
Romsey (ROM)	a				1703													
Shawford (SHW)	d									1719								1746
Winchester (WIN)	d	1648	1656						1718	1725		1731				1748	1752	1756
Micheldever (MIC)	d			1705														1805
Basingstoke (BSK)	a			1715					1734	1741		1746						1809
Reading (RDG)	7 a											1807						
Fleet (FLE)	a			1726														1827
Farnborough (Main) (FNB)	a			1732														1832
Woking (WOK)	a		1720	1742														1842
Clapham Junction (CLJ)	10 a								1810									1820
London Waterloo (WAT)	15 a	1751	1813						1820									1849

NOTES (see introductory pages for explanation of train operator codes and standard symbols)

- a Arrival time
- d Departure time
- C To Manchester Piccadilly, see table 050
- G From Salisbury, see table 156
- K To Gloucester, see table 133

Weymouth, Bournemouth, Yarmouth (IOW), Lymington, Southampton, Portsmouth and Fareham to Winchester and London

Mondays to Fridays

Operator	SW 2R62	SW 1B64	SW 1J46	SW 2W68	SW 1W68	SW 1B64	XC 1M70	SW	SW 1J48	SW 1W28	SW 1T66	SW 2R66	SW 1B68	SW 1J50	SW 2W70	SW 1W70	SW 1B68
Train ID	G	□	□	□	□	□	□◇	🚢	□	□	□	□	□	□	□	□	□
Days of operation/Notes																	
1st Class/Reservations/Bus/Ferry																	
Catering facilities																	
Weymouth (WEY)	d				1620						1703						1720
Upwey (UPW)	d				1624												1724
Dorchester West (DCW)	a																
Dorchester South (DCH)	d				1633						1713						1733
Moreton (Dorset) (MTN)	d				1639												1739
Wool (WOO)	d				1645												1745
Wareham (WRM)	d				1653						1728						1753
Holton Heath (HOL)	d				1656												1756
Hamworthy (HAM)	d				1701						1735						1801
Poole (POO)	4 a				1706						1739						1806
Poole (POO)	4 d				1700	1707					1740					1800	1807
Parkstone (Dorset) (PKS)	d				1704						1744					1804	
Branksome (BSM)	d				1708						1748					1808	
Bournemouth (BMH)	a				1713	1717					1755					1813	1817
Bournemouth (BMH)	d		1702		1722		1745			1759			1802			1822	
Pokesdown (POK)	d		1706		1726								1806			1826	
Christchurch (CHR)	d		1710		1730								1810			1830	
Hinton Admiral (HNA)	d		1715										1815				
New Milton (NWM)	d		1719		1737								1819			1837	
Sway (SWY)	d		1724										1824				
Yarmouth (I.O.W.) (YMH)	🚢 d							1705									
Lymington Pier (LYP)	🚢 a							1745									
Lymington Pier (LYP)	d			1729					1759					1829			
Lymington Town (LYT)	d			1731					1801					1831			
Brockenhurst (BCU)	3 a		1729	1739	1743				1809	1813			1829	1839		1843	
Brockenhurst (BCU)	3 d		1730		1744					1814			1830			1844	
Beaulieu Road (BEU)	d												1835				
Ashurst New Forest (ANF)	d												1839				
Totton (TTN)	d												1844				
Redbridge (RDB)	d	1727											1827				
Millbrook (Hants) (MBK)	d	1731											1831				
Southampton Central (SOU)	a	1733	1750		1758		1813			1828			1834	1853		1859	
Southampton Central (SOU)	d	1735	1752		1800		1815			1830			1835	1855		1900	
St Denys (SDN)	d	1740	1757										1840				
Swaythling (SWG)	d	1743	1800										1843				
Southampton Airport Parkwy (SOA)	← d	1746	1804		1808		1823			1838			1846	1903		1908	
Portsmouth Harbour (PMH)	🚢 d										1759						
Portsmouth & Southsea (PMS)	d										1804						
Fratton (FTN)	d										1808						
Hilsea (HLS)	d										1812						
Cosham (CSA)	d										1817						
Portchester (PTC)	d										1822						
Fareham (FRM)	d										1828						
Botley (BOE)	d										1835						
Hedge End (HDE)	d										1840						
Eastleigh (ESL)	3 a	1750	1807			←					1846	1850	1906				←
Eastleigh (ESL)	3 d	1750	1812			1812					1847	1850	1914				1914
Chandlers Ford (CFR)	d	1755	→									1855	→				
Romsey (ROM)	a	1803										1903					
Shawford (SHW)	d					1817											1919
Winchester (WIN)	d				1818	1823	1832			1848	1856					1918	1925
Micheldever (MIC)	d										1905						
Basingstoke (BSK)	a				1834	1840	1847				1915					1934	1941
Reading (RDG)	7 a						1908										
Fleet (FLE)	a										1926						
Farnborough (Main) (FNB)	a										1932						
Woking (WOK)	a									1925	1942						
Clapham Junction (CLJ)	10 a				1911											2011	
London Waterloo (WAT)	15 a				1920					1951	2009					2020	

NOTES (see introductory pages for explanation of train operator codes and standard symbols)

- a Arrival time
d Departure time
C To Manchester Piccadilly, see table 050
G From Salisbury, see table 156

Weymouth, Bournemouth, Yarmouth (IOW), Lymington, Southampton, Portsmouth and Fareham to Winchester and London

Mondays to Fridays










Operator	GW	XC	SW	SW	SW	SW	SW	SW	SW	SW	SW	SW	SW	XC	SW	SW	SW	SW
Train ID	2V94	1M74	1W30	1T70	2R70	G		1J52	2B72	2W72	1W72	2B72	1J54	1M78	1W32	2T62	2R74	SW
Days of operation/Notes	M	C	□	□	□	□	☞	□	□	□	□	□	□	□	□	□	□	☞
1st Class/Reservations/Bus/Ferry		□◇	□	□	□	□	☞	□	□	□	□	□	□	□◇	□	□	□	☞
Catering facilities		☞																☞
Weymouth (WEY)	d	1728		1803							1820				1903			
Upwey (UPW)	d	1733									1824							
Dorchester West (DCW)	a	1741																
Dorchester South (DCH)	d			1813							1833				1913			
Moreton (Dorset) (MTN)	d										1839							
Wool (WOO)	d										1845							
Wareham (WRM)	d			1828							1853				1928			
Holton Heath (HOL)	d										1856							
Hamworthy (HAM)	d			1835							1901				1935			
Poole (POO)	4 a			1839							1906				1939			
Poole (POO)	4 d			1840						1900	1907				1940			
Parkstone (Dorset) (PKS)	d			1844						1904					1944			
Branksome (BSM)	d			1848						1908					1948			
Bournemouth (BMH)	a			1854						1913	1917				1954			
Bournemouth (BMH)	d		1845	1859					1902	1922			1945	1959				
Pokesdown (POK)	d								1906	1926								
Christchurch (CHR)	d								1910	1930								
Hinton Admiral (HNA)	d								1915									
New Milton (NWM)	d								1919	1937								
Sway (SWY)	d								1924									
Yarmouth (I.O.W.) (YMH)	☞ d						1805											1905
Lymington Pier (LYP)	☞ a						1845											1945
Lymington Pier (LYP)	d							1903					1933					
Lymington Town (LYT)	d							1905					1935					
Brockenhurst (BCU)	3 a		1859	1913				1914	1929	1943			1944		2013			
Brockenhurst (BCU)	3 d		1900	1914					1930	1944					2014			
Beaulieu Road (BEU)	d																	
Ashurst New Forest (ANF)	d								1939									
Totton (TTN)	d								1944									
Redbridge (RDB)	d					1927												2027
Millbrook (Hants) (MBK)	d					1931												2031
Southampton Central (SOU)	a		1913	1928		1934			1952	1958				2013	2029			2034
Southampton Central (SOU)	d		1915	1930		1935			1955	2000				2015	2030			2035
St Denys (SDN)	d					1940												2040
Swaythling (SWG)	d					1943												2043
Southampton Airport Parkway (SOA)	☞ d		1923	1938		1946			2003	2008				2023	2038			2046
Portsmouth Harbour (PMH)	☞ d				1859													1959
Portsmouth & Southsea (PMS)	d				1904													2004
Fratton (FTN)	d				1908													2008
Hilsea (HLS)	d				1912													2012
Cosham (CSA)	d				1917													2017
Portchester (PTC)	d				1922													2022
Fareham (FRM)	d				1928													2029
Botley (BOE)	d				1935													2036
Hedge End (HDE)	d				1940													2041
Eastleigh (ESL)	3 a				1946	1950			2006						2048	2050		
Eastleigh (ESL)	3 d				1946	1950			2011				2011		2049	2050		
Chandlers Ford (CFR)	d					1956												2055
Romsey (ROM)	a					2003												2103
Shawford (SHW)	d											2016			2055			
Winchester (WIN)	d		1931	1948	1956					2018		2021a		2032	2048			2101
Micheldever (MIC)	d				2004													2110
Basingstoke (BSK)	a		1946		2015					2034				2047				2123
Reading (RDG)	7 a		2009											2107				
Fleet (FLE)	a				2026													2140
Farnborough (Main) (FNB)	a				2032													2145
Woking (WOK)	a			2021	2042						2054				2122	2158		
Clapham Junction (CLJ)	10 a										2117							
London Waterloo (WAT)	15 a			2049	2109						2129				2151	2234		

NOTES (see introductory pages for explanation of train operator codes and standard symbols)

- a Arrival time
- d Departure time
- C To Manchester Piccadilly, see table 050
- G From Salisbury, see table 156
- M To Bristol Temple Meads, see table 133
- N To Birmingham New Street, see table 050
- P Also calls at Hook 2131, Winchfield 2135, Brookwood 2153, Weybridge 2205, Walton-On-Thames 2209 and Surbiton 2216

Weymouth, Bournemouth, Yarmouth (IOW), Lymington, Southampton, Portsmouth and Fareham to Winchester and London

Mondays to Fridays

Operator	SW 1J56	SW 2B76	SW 1W74	SW 2B76	SW 1J58	SW 1W36	SW 2T64	SW 2R78	GW 2M95	SW MFO	SW 1J60	SW 1W78	GW 2V82	SW	SW 1J62	SW 2T66	SW 2R82
Train ID	1	1	1	1	1	1	Q	G	M		1	1	M		1	1	G
Days of operation/Notes																	
1st Class/Reservations/Bus/Ferry																	
Weymouth (WEY)	d		1920			1959						2007	2014				
Upwey (UPW)	d		1924									2011	2019				
Dorchester West (DCW)	a												2027				
Dorchester South (DCH)	d		1937e			2011c						2021					
Moreton (Dorset) (MTN)	d		1943									2027					
Wool (WOO)	d		1949									2033					
Wareham (WRM)	d		1957			2028c						2042c					
Holton Heath (HOL)	d																
Hamworthy (HAM)	d		2003			2035						2048					
Poole (POO)	4 a		2008			2039						2053					
Poole (POO)	4 d		1950	2009		2040						2054					
Parkstone (Dorset) (PKS)	d		1954			2044						2058					
Branksome (BSM)	d		1957			2048						2101					
Bournemouth (BMH)	a		2002	2018		2054						2107					
Bournemouth (BMH)	d		2005	2022		2059						2112					
Pokesdown (POK)	d		2009	2026								2116					
Christchurch (CHR)	d		2013	2030								2120					
Hinton Admiral (HNA)	d		2018									2125					
New Milton (NWM)	d		2022	2037								2129					
Sway (SWY)	d		2027									2134					
Yarmouth (I.O.W.) (YMH)	 d									2005				2050			
Lymington Pier (LYP)	 a									2045				2130			
Lymington Pier (LYP)	d	2003				2033					2103					2133	
Lymington Town (LYT)	d	2005				2035					2105					2135	
Brockenhurst (BCU)	3 a	2014	2032	2043		2044	2113				2114	2138				2144	
Brockenhurst (BCU)	3 d		2033	2044			2114					2139					
Beaulieu Road (BEU)	d		2038														
Ashurst New Forest (ANF)	d		2042									2147					
Totton (TTN)	d		2047									2152					
Redbridge (RDB)	d							2127									2227
Millbrook (Hants) (MBK)	d							2131									2231
Southampton Central (SOU)	a		2053	2058		2128		2134				2157					2234
Southampton Central (SOU)	d		2055	2100		2130		2135				2200					2235
St Denys (SDN)	d							2140									2240
Swaythling (SWG)	d							2143									2243
Southampton Airport Parkway (SOA)	 d		2103	2107		2138		2146				2208					2246
Portsmouth Harbour (PMH)	 d						2059		2123								2154
Portsmouth & Southsea (PMS)	d						2104		2127								2159
Fratton (FTN)	d						2108		2131								2203
Hilsea (HLS)	d						2112										2207
Cosham (CSA)	d						2117										2212
Portchester (PTC)	d						2122										2217
Fareham (FRM)	d						2128		2147c								2223
Botley (BOE)	d						2135										2230
Hedge End (HDE)	d						2140										2235
Eastleigh (ESL)	3 a		2106				2146	2150	2202			2211				2242	2250
Eastleigh (ESL)	3 d		2110		2110		2147	2150				2212					2250
Chandlers Ford (CFR)	d							2155									2255
Romsey (ROM)	a							2203									2304
Shawford (SHW)	d				2116							2218					
Winchester (WIN)	d		2118	2121a		2148	2156					2224					
Micheldever (MIC)	d						2205										
Basingstoke (BSK)	a			2134			2216					2240					
Reading (RDG)	7 a																
Fleet (FLE)	a						2240										
Farnborough (Main) (FNB)	a						2245										
Woking (WOK)	a			2153		2223	2258					2259					
Clapham Junction (CLJ)	10 a			2213								2322					
London Waterloo (WAT)	 15 a			2222		2249	2336					2331					

NOTES (see introductory pages for explanation of train operator codes and standard symbols)

- a Arrival time
d Departure time
c Arrives 3 minutes earlier
e Arrives 6 minutes earlier
G From Salisbury, see table 156
M To Bristol Temple Meads, see table 133
Q Also calls at Hook 2231, Winchfield 2235, Brookwood 2253, Weybridge 2305, Walton-On-Thames 2309 and Surbiton 2316
MFO Mondays and Fridays only

Weymouth, Bournemouth, Yarmouth (IOW), Lymington, Southampton, Portsmouth and Fareham to Winchester and London

Mondays to Fridays

Operator	SW	SW	GW	SW	SW	SW	SW
Train ID	1J64	1W82	2V84	1J66	2R99	2W84	2W86
Days of operation/Notes		R	FX S		G		
1st Class/Reservations/Bus/Ferry	□	□		□	□	□	□
Weymouth (WEY)	d	2100	2128			2210	2310
Upwey (UPW)	d	2104	2133			2214	2314
Dorchester West (DCW)	a		2141				
Dorchester South (DCH)	d	2112				2223	2322
Moreton (Dorset) (MTN)	d	2118				2229	2328
Wool (WOO)	d	2124				2235	2334
Wareham (WRM)	d	2132				2242	2342
Holton Heath (HOL)	d						
Hamworthy (HAM)	d	2138				2249	2348
Poole (POO)	4 a	2143				2253	2353
Poole (POO)	4 d	2144				2254	2354
Parkstone (Dorset) (PKS)	d	2148				2258	
Branksome (BSM)	d	2151				2302	
Bournemouth (BMH)	a	2157				2307	0003
Bournemouth (BMH)	d	2212				2312	
Pokesdown (POK)	d	2216				2316	
Christchurch (CHR)	d	2220				2320	
Hinton Admiral (HNA)	d	2225				2325	
New Milton (NWM)	d	2229				2329	
Sway (SWY)	d	2234				2334	
Yarmouth (I.O.W.) (YMH)	d						
Lymington Pier (LYP)	a						
Lymington Pier (LYP)	d	2203		2236			
Lymington Town (LYT)	d	2205		2238			
Brockenhurst (BCU)	3 a	2214	2238	2247		2338	
Brockenhurst (BCU)	3 d		2239			2339	
Beaulieu Road (BEU)	d						
Ashurst New Forest (ANF)	d	2247				2347	
Totton (TTN)	d	2252				2352	
Redbridge (RDB)	d				2316		
Millbrook (Hants) (MBK)	d				2319		
Southampton Central (SOU)	a	2257			2322	2358	
Southampton Central (SOU)	d	2300			2323		
St Denys (SDN)	d				2328		
Swaythling (SWG)	d				2331		
Southampton Airport Parkway (SOA) ↔	d	2308			2334		
Portsmouth Harbour (PMH)	d						
Portsmouth & Southsea (PMS)	d						
Fratton (FTN)	d						
Hilsea (HLS)	d						
Cosham (CSA)	d						
Portchester (PTC)	d						
Fareham (FRM)	d						
Botley (BOE)	d						
Hedge End (HDE)	d						
Eastleigh (ESL)	3 a	2311			2338		
Eastleigh (ESL)	3 d	2312			2338		
Chandlers Ford (CFR)	d				2343		
Romsey (ROM)	a				2351		
Shawford (SHW)	d	2318					
Winchester (WIN)	d	2324					
Micheldever (MIC)	d	2333					
Basingstoke (BSK)	a	2343					
Reading (RDG)	7 a						
Fleet (FLE)	a	0001					
Farnborough (Main) (FNB)	a	0006					
Woking (WOK)	a	0018					
Clapham Junction (CLJ)	10 a						
London Waterloo (WAT)	↔ 15 a						

NOTES (see introductory pages for explanation of train operator codes and standard symbols)

- a Arrival time
- d Departure time
- G From Salisbury, see table 156
- R Also calls at Hook 2351, Winchfield 2355 and Brookwood 0013
- S To Westbury, see table 133
- FX Not Fridays

Weymouth, Bournemouth, Yarmouth (IOW), Lymington, Southampton, Portsmouth and Fareham to Winchester and London

Saturdays

Operator	SW	SW	XC	SW	SW	SW	SW	XC	SW	SW	SW	SW	SW	SW	SW	SW	SW	XC
Train ID	2B14	2B14	1M18	2T14	2B16	2B16	1B14	1M22	2Y18	2R18	1B16	1B16	1T18	2R18	1J02	2B18	1M26	
Days of operation/Notes	A	B	C		D	E		C		F	G	H					C	
1st Class/Reservations/Bus/Ferry	1	1	1	1	1	1	1	1	1	1	1	1	1	1	1	1	1	
Catering facilities	1	1	1	1	1	1	1	1	1	1	1	1	1	1	1	1	1	
Weymouth (WEY)	d																	
Upwey (UPW)	d																	
Dorchester West (DCW)	a																	
Dorchester South (DCH)	d																	
Moreton (Dorset) (MTN)	d																	
Wool (WOO)	d																	
Wareham (WRM)	d																	
Holton Heath (HOL)	d																	
Hamworthy (HAM)	d																	
Poole (POO)	4 a																	
Poole (POO)	4 d										0528	0526						
Parkstone (Dorset) (PKS)	d										0532	0530						
Branksome (BSM)	d										0536	0534						
Bournemouth (BMH)	a										0541	0539						
Bournemouth (BMH)	d										0543	0541					0633	
Pokesdown (POK)	d										0547	0545						
Christchurch (CHR)	d										0551	0549						
Hinton Admiral (HNA)	d										0556	0554						
New Milton (NWM)	d										0600	0558						
Sway (SWY)	d										0605	0603						
Yarmouth (I.O.W.) (YMH)	1 d																	
Lymington Pier (LYP)	1 a																	
Lymington Pier (LYP)	d														0627			
Lymington Town (LYT)	d														0629			
Brockenhurst (BCU)	3 a										0610	0608			0637			
Brockenhurst (BCU)	3 d										0611	0609						
Beaulieu Road (BEU)	d																	
Ashurst New Forest (ANF)	d										0618	0616						
Totton (TTN)	d										0623	0621						
Redbridge (RDB)	d									0616								
Millbrook (Hants) (MBK)	d									0620								
Southampton Central (SOU)	a									0623	0629	0629					0704	
Southampton Central (SOU)	d	0509	0511	0515		0530	0530	0600	0615		0635	0630	0630		0635		0700	0715
St Denys (SDN)	d					0535	0535				0635	0630	0630		0640			
Swaythling (SWG)	d					0538	0538								0643			
Southampton Airport Parkway (SOA)	1 a	0517	0519	0523		0541	0541	0608	0623			0638	0638		0646		0708	0723
Portsmouth Harbour (PMH)	1 d									0540				0556				
Portsmouth & Southsea (PMS)	d									0544				0601				
Fratton (FTN)	d									0548				0605				
Hilsea (HLS)	d													0609				
Cosham (CSA)	d				0509					0556				0614				
Portchester (PTC)	d				0513									0619				
Fareham (FRM)	d				0519					0604				0625				
Botley (BOE)	d				0527									0632				
Hedge End (HDE)	d				0531									0637				
Eastleigh (ESL)	3 a	0523	0523		0537	0545	0545	0611		0617				0643	0650		0711	
Eastleigh (ESL)	3 d	0524	0524			0546	0546	0613						0644	0650		0713	
Chandlers Ford (CFR)	d														0655			
Romsey (ROM)	a														0703			
Shawford (SHW)	d					0552	0552							0650			0719	
Winchester (WIN)	d	0536	0536	0531		0558	0600c	0623	0631			0648	0648	0656			0725	0733
Micheldever (MIC)	d					0607	0608							0704				
Basingstoke (BSK)	a	0552	0552	0546		0619	0618	0639	0646			0704	0704	0714			0741	0748
Reading (RDG)	7 a			0609						0706								0807
Fleet (FLE)	a	0610	0610			0640	0640							0726				
Farnborough (Main) (FNB)	a	0615	0615			0645	0645							0732				
Woking (WOK)	a	0628	0628			0658	0658	0659				0723	0723	0742				
Clapham Junction (CLJ)	10 a	0648	0648									0743	0743				0822	
London Waterloo (WAT)	15 a	0657	0657			0734	0734	0729				0752	0752	0809			0831	

NOTES (see introductory pages for explanation of train operator codes and standard symbols)

- a Arrival time
- d Departure time
- c Arrives 3 minutes earlier
- A Runs from 14 October. Also calls at Hook 0601, Winchfield 0605 and Brookwood 0623
- B Runs until 7 October. Also calls at Hook 0601, Winchfield 0605 and Brookwood 0623
- C To Manchester Piccadilly, see table 050
- D Runs from 14 October. Also calls at Hook 0631, Winchfield 0635, Brookwood 0653, Weybridge 0705, Walton-On-Thames 0709 and Surbiton 0716
- E Runs until 7 October. Also calls at Hook 0631, Winchfield 0635, Brookwood 0653, Weybridge 0705, Walton-On-Thames 0709 and Surbiton 0716
- F From Romsey, see table 156
- G Runs until 7 October
- H Runs from 14 October

Weymouth, Bournemouth, Yarmouth (IOW), Lymington, Southampton, Portsmouth and Fareham to Winchester and London

Saturdays

Operator	SW	SW	SW	SW	SW	SW	SW	SW	SW	SW	SW	SW	SW	SW	SW	SW	SW	SW	SW
Train ID	1W92	1J04	1W92	1T22	2R22	2B24	2B24	2B24	2B24	1J06	1W48	1W48	2B24	2B24	2V54	1M30	1J08	1W94	
Days of operation/Notes	H		G		J	H	G				H	G	H	G	K	C		H	
1st Class/Reservations/Bus/Ferry	1	1	1	1	1	1	1	1	1	1	1	1	1	1	1	1	1	1	
Catering facilities																			
Weymouth (WEY)	d	0537		0542								0612	0617						0652
Upwey (UPW)	d											0616	0621						0656
Dorchester West (DCW)	a														0638				
Dorchester South (DCH)	d	0547		0552								0624	0629						0707
Moreton (Dorset) (MTN)	d											0631	0636						0714
Wool (WOO)	d	0557		0602								0637	0642						0720
Wareham (WRM)	d	0605		0610								0644	0649						0727
Holton Heath (HOL)	d	0608		0613								0648	0653						0731
Hamworthy (HAM)	d	0613		0618								0653	0658						0736
Poole (POO)	4 a	0620		0623								0700	0702						0740
Poole (POO)	4 d	0621		0624			0647	0650				0701	0703						0741
Parkstone (Dorset) (PKS)	d	0625		0628			0651	0654				0705	0707						0745
Branksome (BSM)	d	0628		0631			0654	0657				0708	0711						0749
Bournemouth (BMH)	a	0634		0637			0659	0702				0714	0717						0754
Bournemouth (BMH)	d	0639		0642			0702	0705				0719	0722				0745		0759
Pokesdown (POK)	d	0643		0646			0706	0709				0723	0726						
Christchurch (CHR)	d	0647		0650			0710	0713				0727	0730						
Hinton Admiral (HNA)	d	0652		0655			0715	0718											
New Milton (NWM)	d	0657		0700			0719	0722				0734	0737						
Sway (SWY)	d	0702		0705			0724	0727											
Yarmouth (I.O.W.) (YMH)	d								0620										
Lymington Pier (LYP)	a								0700										
Lymington Pier (LYP)	d		0657							0727									0757
Lymington Town (LYT)	d		0659							0729									0759
Brockenhurst (BCU)	3 a	0706	0707	0709			0729	0732		0737		0740	0743					0807	0813
Brockenhurst (BCU)	3 d	0707		0710			0730	0733				0741	0744						0814
Beaulieu Road (BEU)	d																		
Ashurst New Forest (ANF)	d	0715		0718			0737	0740											
Totton (TTN)	d	0720		0723			0742	0745											
Redbridge (RDB)	d				0721														
Millbrook (Hants) (MBK)	d				0724														
Southampton Central (SOU)	a	0728		0728			0731	0752	0752			0758	0758			0813			0828
Southampton Central (SOU)	d	0730		0730			0735	0755	0755			0800	0800			0815			0830
St Denys (SDN)	d				0740														
Swaythling (SWG)	d				0743														
Southampton Airport Parkway (SOA)	4 a	0738		0738			0746	0803	0803			0808	0808			0823			0838
Portsmouth Harbour (PMH)	d				0659														
Portsmouth & Southsea (PMS)	d				0704														
Fratton (FTN)	d				0708														
Hilsea (HLS)	d				0712														
Cosham (CSA)	d				0717														
Portchester (PTC)	d				0722														
Fareham (FRM)	d				0728														
Botley (BOE)	d				0735														
Hedge End (HDE)	d				0740														
Eastleigh (ESL)	3 a				0746	0749	0806	0806											
Eastleigh (ESL)	3 d				0747	0750	0812	0812					0812	0812					
Chandlers Ford (CFR)	d					0755													
Romsey (ROM)	a					0803													
Shawford (SHW)	d																		
Winchester (WIN)	d	0748		0748	0756							0818	0818	0822a	0822a		0831		0848
Micheldever (MIC)	d				0805														
Basingstoke (BSK)	a				0815							0834	0834						0846
Reading (RDG)	7 a																		0907
Fleet (FLE)	a				0826														
Farnborough (Main) (FNB)	a				0832														
Woking (WOK)	a	0820		0820	0842														0920
Clapham Junction (CLJ)	10 a											0911	0911						
London Waterloo (WAT)	15 a	0849		0849	0909							0920	0920						0949

NOTES (see introductory pages for explanation of train operator codes and standard symbols)

- a Arrival time
- d Departure time
- C To Manchester Piccadilly, see table 050
- G Runs until 7 October
- H Runs from 14 October
- J From Salisbury, see table 156
- K To Gloucester, see table 133

Weymouth, Bournemouth, Yarmouth (IOW), Lymington, Southampton, Portsmouth and Fareham to Winchester and London

Saturdays

Operator	SW	SW	SW	SW	SW	SW	SW	SW	SW	GW	XC	SW	SW	SW	SW	SW	SW	SW
Train ID	1W94	1T26	2R26	2B28	1J10	2W50	1W50	2B28	2V57	1M34	1J12	1W06	1T30	2R30	2B32	1J14		
Days of operation/Notes	G		J						K	C				J				
1st Class/Reservations/Bus/Ferry	☐	☐	☐	☐	☐	☐	☐	☐		☐				☐	☐	☐		
Catering facilities	☐									☐								
Weymouth (WEY)	d 0655						0720		0733				0803					
Upwey (UPW)	d 0659						0724		0738									
Dorchester West (DCW)	a								0746									
Dorchester South (DCH)	d 0707						0732						0813					
Moreton (Dorset) (MTN)	d 0714						0739											
Wool (WOO)	d 0720						0745											
Wareham (WRM)	d 0727						0753						0828					
Holton Heath (HOL)	d 0731						0756											
Hamworthy (HAM)	d 0736						0801						0835					
Poole (POO)	4 a 0740						0806						0839					
Poole (POO)	4 d 0741						0800	0807					0840					
Parkstone (Dorset) (PKS)	d 0745						0804						0844					
Branksome (BSM)	d 0749						0808						0848					
Bournemouth (BMH)	a 0754						0813	0817					0854					
Bournemouth (BMH)	d 0759					0802	0822			0846			0859				0902	
Pokesdown (POK)	d					0806	0826										0906	
Christchurch (CHR)	d					0810	0830										0910	
Hinton Admiral (HNA)	d					0815											0915	
New Milton (NWM)	d					0819	0837										0919	
Sway (SWY)	d					0824											0924	
Yarmouth (I.O.W.) (YMH)	☐ d											0800						
Lymington Pier (LYP)	☐ a											0840						
Lymington Pier (LYP)	d					0827						0857						0927
Lymington Town (LYT)	d					0829						0859						0929
Brockenhurst (BCU)	3 a 0813					0829	0837	0843				0907	0913				0929	0937
Brockenhurst (BCU)	3 d 0814					0830		0844					0914				0930	
Beaulieu Road (BEU)	d					0835												
Ashurst New Forest (ANF)	d					0839											0939	
Totton (TTN)	d					0844											0944	
Redbridge (RDB)	d					0821											0927	
Millbrook (Hants) (MBK)	d					0824											0931	
Southampton Central (SOU)	a 0828					0828	0852	0858		0914			0928				0934	0952
Southampton Central (SOU)	d 0830					0835	0855	0900		0916			0930				0935	0955
St Denys (SDN)	d					0840											0940	
Swaythling (SWG)	d					0843											0943	
Southampton Airport Parkway (SOA)	← d 0838					0846	0903	0908		0924			0938				0946	1003
Portsmouth Harbour (PMH)	☐ d		0759														0859	
Portsmouth & Southsea (PMS)	d		0804														0904	
Fratton (FTN)	d		0808														0908	
Hilsea (HLS)	d		0812														0912	
Cosham (CSA)	d		0817														0917	
Portchester (PTC)	d		0822														0922	
Fareham (FRM)	d		0828														0928	
Botley (BOE)	d		0835														0935	
Hedge End (HDE)	d		0840														0940	
Eastleigh (ESL)	3 a 0846		0849	0906					←								0946	0950
Eastleigh (ESL)	3 d 0846		0850	0914					0914								0947	0950
Chandlers Ford (CFR)	d		0855														0955	1014
Romsey (ROM)	a		0903														1003	→
Shawford (SHW)	d								0919									
Winchester (WIN)	d 0848		0856				0918	0924a		0932			0948	0956				
Micheldever (MIC)	d		0904											1005				
Basingstoke (BSK)	a		0914				0935			0947				1015				
Reading (RDG)	7 a									1007								
Fleet (FLE)	a		0926											1026				
Farnborough (Main) (FNB)	a		0932											1032				
Woking (WOK)	a		0920	0942									1020	1042				
Clapham Junction (CLJ)	10 a						1011											
London Waterloo (WAT)	↻ 15 a 0949		1009				1020						1049	1109				

NOTES (see introductory pages for explanation of train operator codes and standard symbols)

- a Arrival time
- d Departure time
- C To Manchester Piccadilly, see table 050
- G Runs until 7 October
- J From Salisbury, see table 156
- K To Gloucester, see table 133

Weymouth, Bournemouth, Yarmouth (IOW), Lymington, Southampton, Portsmouth and Fareham to Winchester and London

Saturdays

Operator Train ID Days of operation/Notes 1st Class/Reservations/Bus/Ferry Catering facilities	SW	SW	SW	XC	SW	SW	SW	SW	SW	SW	SW	SW	SW	SW	SW	GW	XC	SW
	2W52	1W52	2B32	1M38 C		1J16	1W08	1T34	2R34 J	2B36	1J18	2W54	1W54	2B36	2V60 K	1M42 C		
Weymouth (WEY)	d	0820					0903						0920		0930			
Upwey (UPW)	d	0824											0924		0935			
Dorchester West (DCW)	a														0943			
Dorchester South (DCH)	d	0833					0913						0933					
Moreton (Dorset) (MTN)	d	0839											0939					
Wool (WOO)	d	0845											0945					
Wareham (WRM)	d	0853					0928						0953					
Holton Heath (HOL)	d	0856											0956					
Hamworthy (HAM)	d	0901						0935					1001					
Poole (POO)	4 a	0906						0939					1006					
Poole (POO)	4 d	0900	0907					0940				1000	1007					
Parkstone (Dorset) (PKS)	d	0904						0944				1004						
Branksome (BSM)	d	0908						0948				1008						
Bournemouth (BMH)	a	0913	0917					0954				1013	1017					
Bournemouth (BMH)	d	0922		0945			0959			1002		1022			1045			
Pokesdown (POK)	d	0926								1006		1026						
Christchurch (CHR)	d	0930								1010		1030						
Hinton Admiral (HNA)	d									1015								
New Milton (NWM)	d	0937								1019		1037						
Sway (SWY)	d									1024								
Yarmouth (I.O.W.) (YMH)	⚓ d				0905													1005
Lymington Pier (LYP)	⚓ a				0945													1045
Lymington Pier (LYP)	d					0957					1027							
Lymington Town (LYT)	d					0959					1029							
Brockenhurst (BCU)	3 a	0943		0959			1013			1029	1037	1043						
Brockenhurst (BCU)	3 d	0944		1000			1014			1030		1044						
Beaulieu Road (BEU)	d									1035								
Ashurst New Forest (ANF)	d									1039								
Totton (TTN)	d									1044								
Redbridge (RDB)	d									1027								
Millbrook (Hants) (MBK)	d									1031								
Southampton Central (SOU)	a	0958		1013			1028		1034	1052		1058				1113		
Southampton Central (SOU)	d	1000		1015			1030		1035	1055		1100				1116		
St Denys (SDN)	d								1040									
Swaythling (SWG)	d								1043									
Southampton Airport Parkway (SOA)	← d	1008		1023			1038		1046	1103		1108				1124		
Portsmouth Harbour (PMH)	⚓ d						0959											
Portsmouth & Southsea (PMS)	d						1004											
Fratton (FTN)	d						1008											
Hilsea (HLS)	d						1012											
Cosham (CSA)	d						1017											
Portchester (PTC)	d						1022											
Fareham (FRM)	d						1028											
Botley (BOE)	d						1035											
Hedge End (HDE)	d						1040											
Eastleigh (ESL)	3 a			←			1046	1050	1106					←				
Eastleigh (ESL)	3 d			1014			1047	1050	1114					1114				
Chandlers Ford (CFR)	d							1055	→									
Romsey (ROM)	a							1103										
Shawford (SHW)	d			1019											1119			
Winchester (WIN)	d	1018		1024a	1031		1048	1056				1118		1124a		1132		
Micheldever (MIC)	d							1105										
Basingstoke (BSK)	a	1034		1046				1115				1134				1147		
Reading (RDG)	7 a			1106												1207		
Fleet (FLE)	a							1126										
Farnborough (Main) (FNB)	a							1132										
Woking (WOK)	a						1120	1142										
Clapham Junction (CLJ)	10 a	1111										1211						
London Waterloo (WAT)	↻ 15 a	1120					1150	1214				1224						

NOTES (see introductory pages for explanation of train operator codes and standard symbols)

- a Arrival time
- d Departure time
- C To Manchester Piccadilly, see table 050
- J From Salisbury, see table 156
- K To Gloucester, see table 133

Weymouth, Bournemouth, Yarmouth (IOW), Lymington, Southampton, Portsmouth and Fareham to Winchester and London

Saturdays

Operator Train ID Days of operation/Notes 1st Class/Reservations/Bus/Ferry Catering facilities	SW	SW	SW	SW	SW	SW	SW	SW	SW	SW	XC	SW	SW	SW	SW	SW	SW	SW
	1J20	1W12	1T38	2R38 J	2B40	1J22	2W56	1W56	2B40	1M46 C	SW 1J24	SW 1W16	SW 1T42	SW 2R42 J	SW 2B44	SW 1J26		
Weymouth (WEY)	d	1003						1020					1103					
Upwey (UPW)	d							1024										
Dorchester West (DCW)	a																	
Dorchester South (DCH)	d	1013						1033					1113					
Moreton (Dorset) (MTN)	d							1039										
Wool (WOO)	d							1045										
Wareham (WRM)	d	1028						1053					1128					
Holton Heath (HOL)	d							1056										
Hamworthy (HAM)	d	1035						1101					1135					
Poole (POO)	4 a	1039						1106					1139					
Poole (POO)	4 d	1040						1100 1107					1140					
Parkstone (Dorset) (PKS)	d	1044						1104					1144					
Branksome (BSM)	d	1048						1108					1148					
Bournemouth (BMH)	a	1054						1113 1117					1154					
Bournemouth (BMH)	d	1059				1102		1122		1145			1159				1202	
Pokesdown (POK)	d					1106		1126									1206	
Christchurch (CHR)	d					1110		1130									1210	
Hinton Admiral (HNA)	d					1115											1215	
New Milton (NWM)	d					1119		1137									1219	
Sway (SWY)	d					1124											1224	
Yarmouth (I.O.W.) (YMH)	d											1105						
Lymington Pier (LYP)	a											1145						
Lymington Pier (LYP)	d	1057						1127					1157					1227
Lymington Town (LYT)	d	1059						1129					1159					1229
Brockenhurst (BCU)	3 a	1107	1113			1129		1143					1207	1213			1229	1237
Brockenhurst (BCU)	3 d		1114			1130		1144						1214			1230	
Beaulieu Road (BEU)	d																1235	
Ashurst New Forest (ANF)	d					1139											1239	
Totton (TTN)	d					1144											1244	
Redbridge (RDB)	d					1127											1227	
Millbrook (Hants) (MBK)	d					1131											1231	
Southampton Central (SOU)	a		1128			1134 1152		1158		1213			1228			1234	1252	
Southampton Central (SOU)	d		1130			1135 1155		1200		1215			1230			1235	1255	
St Denys (SDN)	d					1140										1240		
Swaythling (SWG)	d					1143										1243		
Southampton Airport Parkway (SOA)	← d		1138			1146 1203		1208		1223			1238			1246	1303	
Portsmouth Harbour (PMH)	d			1059												1159		
Portsmouth & Southsea (PMS)	d			1104												1204		
Fratton (FTN)	d			1108												1208		
Hilsea (HLS)	d			1112												1212		
Cosham (CSA)	d			1117												1217		
Portchester (PTC)	d			1122												1222		
Fareham (FRM)	d			1128												1228		
Botley (BOE)	d			1135												1235		
Hedge End (HDE)	d			1140												1240		
Eastleigh (ESL)	3 a			1146	1150	1206				←					1246	1250	1306	
Eastleigh (ESL)	3 d			1147	1150	1214				1214					1247	1250	1314	
Chandlers Ford (CFR)	d				1155	→										1255	→	
Romsey (ROM)	a				1203											1303		
Shawford (SHW)	d									1219								
Winchester (WIN)	d		1148	1156				1218		1224a	1231			1248	1256			
Micheldever (MIC)	d			1205											1305			
Basingstoke (BSK)	a			1215				1234			1246				1315			
Reading (RDG)	7 a										1306							
Fleet (FLE)	a			1226												1326		
Farnborough (Main) (FNB)	a			1232												1332		
Woking (WOK)	a		1220	1242										1320	1342			
Clapham Junction (CLJ)	10 a							1311										
London Waterloo (WAT)	↻ 15 a		1253	1313				1320						1349	1416			

NOTES (see introductory pages for explanation of train operator codes and standard symbols)

- a Arrival time
- d Departure time
- C To Manchester Piccadilly, see table 050
- J From Salisbury, see table 156

Weymouth, Bournemouth, Yarmouth (IOW), Lymington, Southampton, Portsmouth and Fareham to Winchester and London

Saturdays

Operator Train ID Days of operation/Notes 1st Class/Reservations/Bus/Ferry Catering facilities	SW	SW	SW	GW	XC	SW	SW	SW	SW	SW	SW	SW	SW	SW	SW	XC	SN
	2W58	1W58	2B44	2V64 K	1M50 C C C	SW C C C	1J28	1W18	1T46	2R46 J	2B48	1J30	2W60	1W60	2B48	1M54 C C C	1Y65 L
Weymouth (WEY)	d	1120		1130				1203						1220			
Upwey (UPW)	d	1124		1135										1224			
Dorchester West (DCW)	a			1143													
Dorchester South (DCH)	d	1133						1213						1233			
Moreton (Dorset) (MTN)	d	1139												1239			
Wool (WOO)	d	1145												1245			
Wareham (WRM)	d	1153						1228						1253			
Holton Heath (HOL)	d	1156												1256			
Hamworthy (HAM)	d	1201						1235						1301			
Poole (POO)	4 a	1206						1239						1306			
Poole (POO)	4 d	1200	1207					1240					1300	1307			
Parkstone (Dorset) (PKS)	d	1204						1244					1304				
Branksome (BSM)	d	1208						1248					1308				
Bournemouth (BMH)	a	1213	1217					1254					1313	1317			
Bournemouth (BMH)	d	1222			1245			1259				1302		1322		1345	
Pokesdown (POK)	d	1226										1306		1326			
Christchurch (CHR)	d	1230										1310		1330			
Hinton Admiral (HNA)	d											1315					
New Milton (NWM)	d	1237										1319		1337			
Sway (SWY)	d											1324					
Yarmouth (I.O.W.) (YMH)	C d					1205											
Lymington Pier (LYP)	C a					1245											
Lymington Pier (LYP)	d						1257					1327					
Lymington Town (LYT)	d						1259					1329					
Brockenhurst (BCU)	3 a	1243						1307	1313			1329	1337	1343			
Brockenhurst (BCU)	3 d	1244							1314			1330		1344			
Beaulieu Road (BEU)	d																
Ashurst New Forest (ANF)	d											1339					
Totton (TTN)	d											1344					
Redbridge (RDB)	d											1327					
Millbrook (Hants) (MBK)	d											1331					
Southampton Central (SOU)	a	1258			1313			1328				1334	1352	1358		1413	
Southampton Central (SOU)	d	1300			1315			1330				1335	1355	1400		1415	1426
St Denys (SDN)	d											1340					
Swaythling (SWG)	d											1343					
Southampton Airport Parkway (SOA)	C a	1308			1323			1338				1346	1403	1408		1423	1434
Portsmouth Harbour (PMH)	C d								1259								
Portsmouth & Southsea (PMS)	d								1304								
Fratton (FTN)	d								1308								
Hilsea (HLS)	d								1312								
Cosham (CSA)	d								1317								
Portchester (PTC)	d								1322								
Fareham (FRM)	d								1328								
Botley (BOE)	d								1335								
Hedge End (HDE)	d								1340								
Eastleigh (ESL)	3 a								1346	1350	1406						1437
Eastleigh (ESL)	3 d		1314						1347	1350	1414				1414		
Chandlers Ford (CFR)	d									1355							
Romsey (ROM)	a									1403							
Shawford (SHW)	d		1319												1419		
Winchester (WIN)	d	1318	1324a		1332			1348	1356					1418	1424a	1431	
Micheldever (MIC)	d								1405								
Basingstoke (BSK)	a	1334			1347				1415					1434		1446	
Reading (RDG)	7 a				1408											1505	
Fleet (FLE)	a								1426								
Farnborough (Main) (FNB)	a								1432								
Woking (WOK)	a							1420	1442								
Clapham Junction (CLJ)	10 a	1411												1511			
London Waterloo (WAT)	15 a	1420						1449	1511					1520			

NOTES (see introductory pages for explanation of train operator codes and standard symbols)

- a Arrival time
- d Departure time
- C To Manchester Piccadilly, see table 050
- J From Salisbury, see table 156
- K To Gloucester, see table 133
- L To Brighton, see table 178

Weymouth, Bournemouth, Yarmouth (IOW), Lymington, Southampton, Portsmouth and Fareham to Winchester and London

Saturdays

Operator	SW	SW	SW	SW	SW	SW	SW	SW	SW	SW	SW	GW	XC	SW	SW	SW	SW	SW	
Train ID	1J32	1W20	1T50	2R50	2B52	1J34	2W62	1W62	2B52	2V68	1M58	1J36	1W22	1T54	2R54				
Days of operation/Notes	☐	☐	☐	J ☐	☐	☐	☐	☐	☐	K	C ☐	☐	☐	☐	☐				
1st Class/Reservations/Bus/Ferry	☐	☐	☐	☐	☐	☐	☐	☐	☐	☐	☐	☐	☐	☐	☐				
Catering facilities	☐	☐	☐	☐	☐	☐	☐	☐	☐	☐	☐	☐	☐	☐	☐				
Weymouth (WEY)	d		1303							1320		1330				1403			
Upwey (UPW)	d									1324		1335							
Dorchester West (DCW)	a											1343							
Dorchester South (DCH)	d		1313							1333						1413			
Moreton (Dorset) (MTN)	d									1339									
Wool (WOO)	d									1345									
Wareham (WRM)	d		1328							1353					1428				
Holton Heath (HOL)	d									1356									
Hamworthy (HAM)	d		1335							1401					1435				
Poole (POO)	4 a		1339							1406					1439				
Poole (POO)	4 d		1340							1400	1407				1440				
Parkstone (Dorset) (PKS)	d		1344							1404					1444				
Branksome (BSM)	d		1348							1408					1448				
Bournemouth (BMH)	a		1354							1413	1417				1454				
Bournemouth (BMH)	d		1359					1402		1422			1445		1459				
Pokesdown (POK)	d							1406		1426									
Christchurch (CHR)	d							1410		1430									
Hinton Admiral (HNA)	d							1415											
New Milton (NWM)	d							1419		1437									
Sway (SWY)	d							1424											
Yarmouth (I.O.W.) (YMH)	☐ d	1305												1405					
Lymington Pier (LYP)	☐ a	1345												1445					
Lymington Pier (LYP)	d		1357						1427						1457				
Lymington Town (LYT)	d		1359						1429						1459				
Brockenhurst (BCU)	3 a		1407	1413				1429	1437	1443					1507	1513			
Brockenhurst (BCU)	3 d		1414					1430		1444						1514			
Beaulieu Road (BEU)	d							1435											
Ashurst New Forest (ANF)	d							1439											
Totton (TTN)	d							1444											
Redbridge (RDB)	d							1427										1527	
Millbrook (Hants) (MBK)	d							1431										1531	
Southampton Central (SOU)	a		1428					1434	1453	1458			1514		1528			1534	
Southampton Central (SOU)	d		1430					1435	1455	1500			1515		1530			1535	
St Denys (SDN)	d							1440										1540	
Swaythling (SWG)	d							1443										1543	
Southampton Airport Parkway (SOA)	☐ d		1438					1446	1503	1508			1524		1538			1546	
Portsmouth Harbour (PMH)	☐ d			1359														1459	
Portsmouth & Southsea (PMS)	d			1404														1504	
Fratton (FTN)	d			1408														1508	
Hilsea (HLS)	d			1412														1512	
Cosham (CSA)	d			1417														1517	
Portchester (PTC)	d			1422														1522	
Fareham (FRM)	d			1428														1528	
Botley (BOE)	d			1435														1535	
Hedge End (HDE)	d			1440														1540	
Eastleigh (ESL)	3 a			1446	1450	1506												1546	
Eastleigh (ESL)	3 d			1448	1450	1514				1514								1550	
Chandlers Ford (CFR)	d				1455													1555	
Romsey (ROM)	a				1503													1603	
Shawford (SHW)	d											1519							
Winchester (WIN)	d		1448	1456						1518	1524a		1533		1548	1556			
Micheldever (MIC)	d			1506												1605			
Basingstoke (BSK)	a			1516						1534			1548		1615				
Reading (RDG)	7 a												1606						
Fleet (FLE)	a			1527														1626	
Farnborough (Main) (FNB)	a			1533														1632	
Woking (WOK)	a			1520	1543										1620	1642			
Clapham Junction (CLJ)	10 a									1612									
London Waterloo (WAT)	☐ 15 a			1549	1612					1621					1649	1708			

NOTES (see introductory pages for explanation of train operator codes and standard symbols)

- a Arrival time
- d Departure time
- C To Manchester Piccadilly, see table 050
- J From Salisbury, see table 156
- K To Gloucester, see table 133

Weymouth, Bournemouth, Yarmouth (IOW), Lymington, Southampton, Portsmouth and Fareham to Winchester and London

Saturdays

Operator	SW 2B56	SW 1J38	SW 2W64	SW 1W64	SW 2B56	XC 1M62 C	SW	SW 1J40	SW 1W24	SW 1T58	SW 2R58 J	SW 2B60	SW 1J42	SW 2W66	SW 1W66	SW 2B60	GW 2V72 K
Train ID	□	□	□	□	□	□◇	☰	□	□	□	□	□	□	□	□	□	
Days of operation/Notes 1st Class/Reservations/Bus/Ferry Catering facilities																	
Weymouth (WEY)	d			1420					1503						1520		1530
Upwey (UPW)	d			1424											1524		1535
Dorchester West (DCW)	a																1543
Dorchester South (DCH)	d			1433					1513						1533		
Moreton (Dorset) (MTN)	d			1439											1539		
Wool (WOO)	d			1445											1545		
Wareham (WRM)	d			1453					1528						1553		
Holton Heath (HOL)	d			1456											1556		
Hamworthy (HAM)	d			1501					1535						1601		
Poole (POO)	4 a			1506					1539						1606		
Poole (POO)	4 d			1500	1507				1540						1600	1607	
Parkstone (Dorset) (PKS)	d			1504					1544						1604		
Branksome (BSM)	d			1508					1548						1608		
Bournemouth (BMH)	a			1513	1517				1554						1613	1617	
Bournemouth (BMH)	d	1502		1522		1545			1559			1602			1622		
Pokesdown (POK)	d	1506		1526								1606			1626		
Christchurch (CHR)	d	1510		1530								1610			1630		
Hinton Admiral (HNA)	d	1515										1615					
New Milton (NWM)	d	1519		1537								1619			1637		
Sway (SWY)	d	1524										1624					
Yarmouth (I.O.W.) (YMH)	☰ d							1505									
Lymington Pier (LYP)	☰ a							1545									
Lymington Pier (LYP)	d		1527						1557				1627				
Lymington Town (LYT)	d		1529						1559				1629				
Brockenhurst (BCU)	3 a	1529	1537	1543					1607	1613		1629	1637	1643			
Brockenhurst (BCU)	3 d	1530		1544						1614		1630		1644			
Beaulieu Road (BEU)	d											1635					
Ashurst New Forest (ANF)	d	1539										1639					
Totton (TTN)	d	1544										1644					
Redbridge (RDB)	d										1627						
Millbrook (Hants) (MBK)	d										1631						
Southampton Central (SOU)	a	1552		1558		1613			1628		1634	1652		1658			
Southampton Central (SOU)	d	1555		1600		1615			1630		1635	1655		1700			
St Denys (SDN)	d										1640						
Swaythling (SWG)	d										1643						
Southampton Airport Parkway (SOA)	← d	1603		1608		1623			1638		1646	1703		1708			
Portsmouth Harbour (PMH)	☰ d									1559							
Portsmouth & Southsea (PMS)	d									1604							
Fratton (FTN)	d									1608							
Hilsea (HLS)	d									1612							
Cosham (CSA)	d									1617							
Portchester (PTC)	d									1622							
Fareham (FRM)	d									1628							
Botley (BOE)	d									1635							
Hedge End (HDE)	d									1640							
Eastleigh (ESL)	3 a	1607			←					1646	1650	1706				←	
Eastleigh (ESL)	3 d	1614			1614					1647	1650	1714				1714	
Chandlers Ford (CFR)	d	↗									1655	↗					
Romsey (ROM)	a										1703						
Shawford (SHW)	d				1620												1719
Winchester (WIN)	d			1618	1625a	1631			1648	1656				1718		1724a	
Micheldever (MIC)	d									1705							
Basingstoke (BSK)	a			1634		1646				1715				1734			
Reading (RDG)	7 a					1706											
Fleet (FLE)	a									1726							
Farnborough (Main) (FNB)	a									1732							
Woking (WOK)	a								1720	1742							
Clapham Junction (CLJ)	10 a			1711										1811			
London Waterloo (WAT)	15 a			1720					1749	1809				1820			

NOTES (see introductory pages for explanation of train operator codes and standard symbols)

- a Arrival time
- d Departure time
- C To Manchester Piccadilly, see table 050
- J From Salisbury, see table 156
- K To Gloucester, see table 133

Weymouth, Bournemouth, Yarmouth (IOW), Lymington, Southampton, Portsmouth and Fareham to Winchester and London

Saturdays

Operator	XC	SW	SW	SW	SW	SW	SW	SW	SW	SW	SW	SW	SW	XC	SW	SW	SW	SW
Train ID	1M66		1J44	1W26	1T62	2R62	2B62	2B64	1J46	2W68	1W68	2B64	1M70		1J48	1W28	1T66	
Days of operation/Notes	C					J							C					
1st Class/Reservations/Bus/Ferry	1												1					
Catering facilities																		
Weymouth (WEY)	d			1603									1620				1703	
Upwey (UPW)	d												1624					
Dorchester West (DCW)	a																	
Dorchester South (DCH)	d			1613									1633				1713	
Moreton (Dorset) (MTN)	d												1639					
Wool (WOO)	d												1645					
Wareham (WRM)	d			1628									1653				1728	
Holton Heath (HOL)	d												1656					
Hamworthy (HAM)	d			1635									1701				1735	
Poole (POO)	4 a			1639									1706				1739	
Poole (POO)	4 d			1640									1700	1707			1740	
Parkstone (Dorset) (PKS)	d			1644									1704				1744	
Branksome (BSM)	d			1648									1708				1748	
Bournemouth (BMH)	a			1654									1713	1717			1754	
Bournemouth (BMH)	d	1645		1659				1702					1722		1745		1759	
Pokesdown (POK)	d							1706					1726					
Christchurch (CHR)	d							1710					1730					
Hinton Admiral (HNA)	d							1715										
New Milton (NWM)	d							1719					1737					
Sway (SWY)	d							1724										
Yarmouth (I.O.W.) (YMH)	d		1605												1705			
Lymington Pier (LYP)	a		1645												1745			
Lymington Pier (LYP)	d			1657					1727							1757		
Lymington Town (LYT)	d			1659					1729							1759		
Brockenhurst (BCU)	3 a			1707	1713				1729	1737	1743					1807	1813	
Brockenhurst (BCU)	3 d				1714				1730		1744						1814	
Beaulieu Road (BEU)	d																	
Ashurst New Forest (ANF)	d								1739									
Totton (TTN)	d								1744									
Redbridge (RDB)	d							1727										
Millbrook (Hants) (MBK)	d							1731										
Southampton Central (SOU)	a	1713			1728			1733		1752			1758		1813		1828	
Southampton Central (SOU)	d	1715			1730			1735	1741	1755			1800		1815		1830	
St Denys (SDN)	d							1740	1746									
Swaythling (SWG)	d							1743	1749									
Southampton Airport Parkway (SOA)	4 a	1723			1738			1746	1752	1803			1808		1823		1838	
Portsmouth Harbour (PMH)	d				1659												1759	
Portsmouth & Southsea (PMS)	d				1704												1804	
Fratton (FTN)	d				1708												1808	
Hilsea (HLS)	d				1712												1812	
Cosham (CSA)	d				1717												1817	
Portchester (PTC)	d				1722												1822	
Fareham (FRM)	d				1728												1828	
Botley (BOE)	d				1735												1835	
Hedge End (HDE)	d				1740												1840	
Eastleigh (ESL)	3 a				1746	1750	1756	1806									1846	
Eastleigh (ESL)	3 d				1747	1750	1759	1814					1814				1847	
Chandlers Ford (CFR)	d							1755										
Romsey (ROM)	a							1803										
Shawford (SHW)	d							1804					1819					
Winchester (WIN)	d	1732			1748	1756		1810					1818	1824a	1831		1848	
Micheldever (MIC)	d					1805		1819									1905	
Basingstoke (BSK)	a	1747				1815		1829					1834		1846		1915	
Reading (RDG)	7 a	1807												1906				
Fleet (FLE)	a					1826											1926	
Farnborough (Main) (FNB)	a					1832											1932	
Woking (WOK)	a				1820	1842											1920	
Clapham Junction (CLJ)	10 a												1911				1942	
London Waterloo (WAT)	15 a				1849	1909							1920				1949	
																	2011	

NOTES (see introductory pages for explanation of train operator codes and standard symbols)

- a Arrival time
d Departure time
C To Manchester Piccadilly, see table 050
J From Salisbury, see table 156

Weymouth, Bournemouth, Yarmouth (IOW), Lymington, Southampton, Portsmouth and Fareham to Winchester and London

Saturdays

Operator	SW	SW	SW	SW	SW	SW	GW	XC	SW	SW	SW	SW	SW	SW	SW	SW	SW
Train ID	2R66	2B68	1J50	2W70	1W70	2B68	2V94	1M74	1J52	1W30	1T70	2R70	2B72	1J54	2W72	1W72	
Days of operation/Notes	J	J	J	J	J	J	M	C	J	J	J	J	J	J	J	J	
1st Class/Reservations/Bus/Ferry	1	1	1	1	1	1	1	1	1	1	1	1	1	1	1	1	
Catering facilities	1	1	1	1	1	1	1	1	1	1	1	1	1	1	1	1	
Weymouth (WEY)	d				1720		1735			1803						1820	
Upwey (UPW)	d				1724		1740									1824	
Dorchester West (DCW)	a						1748										
Dorchester South (DCH)	d				1733					1813						1833	
Moreton (Dorset) (MTN)	d				1739											1839	
Wool (WOO)	d				1745											1845	
Wareham (WRM)	d				1753					1828						1853	
Holton Heath (HOL)	d				1756											1856	
Hamworthy (HAM)	d				1801					1835						1901	
Poole (POO)	4 a				1806					1839						1906	
Poole (POO)	4 d				1800	1807				1840						1900	1907
Parkstone (Dorset) (PKS)	d				1804					1844						1904	
Branksome (BSM)	d				1808					1848						1908	
Bournemouth (BMH)	a				1813	1817				1854						1913	1917
Bournemouth (BMH)	d	1802			1822			1845		1859			1902			1922	
Pokesdown (POK)	d	1806			1826								1906			1926	
Christchurch (CHR)	d	1810			1830								1910			1930	
Hinton Admiral (HNA)	d	1815											1915				
New Milton (NWM)	d	1819			1837								1919			1937	
Sway (SWY)	d	1824											1924				
Yarmouth (I.O.W.) (YMH)	1 a								1805								
Lymington Pier (LYP)	1 a								1845								
Lymington Pier (LYP)	d			1827					1857						1927		
Lymington Town (LYT)	d			1829					1859						1929		
Brockenhurst (BCU)	3 a	1829	1837		1843				1907	1913			1929	1937		1943	
Brockenhurst (BCU)	3 d	1830			1844					1914			1930			1944	
Beaulieu Road (BEU)	d	1835															
Ashurst New Forest (ANF)	d	1839											1939				
Totton (TTN)	d	1844											1944				
Redbridge (RDB)	d	1827											1927				
Millbrook (Hants) (MBK)	d	1831											1931				
Southampton Central (SOU)	a	1834	1852		1858			1913		1928			1934	1952		1958	
Southampton Central (SOU)	d	1835	1855		1900			1916		1930			1935	1955		2000	
St Denys (SDN)	d	1840											1940				
Swaythling (SWG)	d	1843											1943				
Southampton Airport Parkway (SOA)	4 a	1846	1903		1908			1924		1938			1946	2003		2008	
Portsmouth Harbour (PMH)	1 a												1859				
Portsmouth & Southsea (PMS)	d												1904				
Fratton (FTN)	d												1908				
Hilsea (HLS)	d												1912				
Cosham (CSA)	d												1917				
Portchester (PTC)	d												1922				
Fareham (FRM)	d												1928				
Botley (BOE)	d												1935				
Hedge End (HDE)	d												1940				
Eastleigh (ESL)	3 a	1850	1906										1946	1950	2006		
Eastleigh (ESL)	3 d	1850	1914			1914							1947	1950	2014		
Chandlers Ford (CFR)	d	1855												1955			
Romsey (ROM)	a	1903												2003			
Shawford (SHW)	d					1919											
Winchester (WIN)	d				1918	1924a		1932		1948	1956					2018	
Micheldever (MIC)	d										2005						
Basingstoke (BSK)	a				1934			1947			2015					2034	
Reading (RDG)	7 a							2011									
Fleet (FLE)	a												2026				
Farnborough (Main) (FNB)	a												2032				
Woking (WOK)	a									2020	2042						
Clapham Junction (CLJ)	10 a				2011											2111	
London Waterloo (WAT)	15 a				2020					2051	2109					2120	

NOTES (see introductory pages for explanation of train operator codes and standard symbols)

- a Arrival time
d Departure time
C To Manchester Piccadilly, see table 050
J From Salisbury, see table 156
M To Bristol Temple Meads, see table 133

Weymouth, Bournemouth, Yarmouth (IOW), Lymington, Southampton, Portsmouth and Fareham to Winchester and London

Saturdays

Operator	SW 2B72	GW 2V96	XC 1M78	SW	SW 1J56	SW 1W32	SW 2T62	SW 2R74	SW 2B76	SW 1J58	SW 2W74	SW 1W74	SW 2B76	GW 2V43	SW	SW 1J60	SW 1B78
Train ID		N	P				Q	J						R			
Days of operation/Notes																	
1st Class/Reservations/Bus/Ferry	1		1														
Weymouth (WEY)	d	1845				1903						1920		1940			
Upwey (UPW)	d	1850										1924					
Dorchester West (DCW)	a	1858												1950			
Dorchester South (DCH)	d					1913						1933					
Moreton (Dorset) (MTN)	d											1939					
Wool (WOO)	d											1945					
Wareham (WRM)	d					1928						1953					
Holton Heath (HOL)	d											1956					
Hamworthy (HAM)	d					1935						2001					
Poole (POO)	4 a					1939						2006					
Poole (POO)	4 d					1940					2000	2007					2040
Parkstone (Dorset) (PKS)	d					1944					2004						2044
Branksome (BSM)	d					1948					2008						2048
Bournemouth (BMH)	a					1954					2013	2017					2054
Bournemouth (BMH)	d		1945			1959			2002		2022						2059
Pokesdown (POK)	d								2006		2026						
Christchurch (CHR)	d								2010		2030						
Hinton Admiral (HNA)	d								2015								
New Milton (NWM)	d								2019		2037						
Sway (SWY)	d								2024								
Yarmouth (I.O.W.) (YMH)	d				1905										2005		
Lymington Pier (LYP)	a				1945										2045		
Lymington Pier (LYP)	d					1957				2027						2057	
Lymington Town (LYT)	d					1959				2029						2059	
Brockenhurst (BCU)	3 a		1959		2007	2013			2029	2037	2043					2107	2113
Brockenhurst (BCU)	3 d		2000			2014			2030		2044						2114
Beaulieu Road (BEU)	d								2035								
Ashurst New Forest (ANF)	d								2039								
Totton (TTN)	d								2044								
Redbridge (RDB)	d							2027									
Millbrook (Hants) (MBK)	d							2031									
Southampton Central (SOU)	a		2013			2028		2034	2053		2058						2128
Southampton Central (SOU)	d		2015			2030		2035	2055		2100						2130
St Denys (SDN)	d							2040									
Swaythling (SWG)	d							2043									
Southampton Airport Parkway (SOA)	← d		2023			2038		2046	2103		2108						2138
Portsmouth Harbour (PMH)	d						1959										
Portsmouth & Southsea (PMS)	d						2004										
Fratton (FTN)	d						2008										
Hilsea (HLS)	d						2012										
Cosham (CSA)	d						2017										
Portchester (PTC)	d						2022										
Fareham (FRM)	d						2028										
Botley (BOE)	d						2035										
Hedge End (HDE)	d						2040										
Eastleigh (ESL)	3 a	←					2046	2050	2106				←				
Eastleigh (ESL)	3 d	2014					2047	2050	2114				2114				
Chandlers Ford (CFR)	d							2055	→								
Romsey (ROM)	a							2103									
Shawford (SHW)	d	2019													2119		
Winchester (WIN)	d	2024a		2031		2048	2056				2118		2119	2124a			2148
Micheldever (MIC)	d						2105										
Basingstoke (BSK)	a			2046			2118				2134						
Reading (RDG)	7 a			2106													
Fleet (FLE)	a							2140									
Farnborough (Main) (FNB)	a							2145									
Woking (WOK)	a					2120	2158				2154						2219
Clapham Junction (CLJ)	10 a										2214						
London Waterloo (WAT)	15 a					2149	2239				2223						2249

NOTES (see introductory pages for explanation of train operator codes and standard symbols)

- a Arrival time
- d Departure time
- J From Salisbury, see table 156
- N Runs until 9 September. To Bristol Temple Meads, see table 133
- P To Birmingham New Street, see table 050
- Q Also calls at Hook 2131, Winchfield 2135, Brookwood 2153, Weybridge 2205, Walton-On-Thames 2209 and Surbiton 2216
- R Runs until 9 September. To Swindon, see table 133

Weymouth, Bournemouth, Yarmouth (IOW), Lymington, Southampton, Portsmouth and Fareham to Winchester and London

Saturdays

Operator Train ID Days of operation/Notes 1st Class/Reservations/Bus/Ferry	SW	SW	GW	SW	SW	GW	SW	SW	SW	SW	SW	SW	SW	SW	SW	SW	SW
	2T64 S □	2R78 J □	2M95 T □	1J62 □	1W78 □	2V82 M □	2T66 □	1W82 □	2R82 J □	□ ☞	1J64 □	2B84 U □	1J66 □	2W84 □	2T68 □	2W86 □	
Weymouth (WEY)	d				2010	2018		2058						2210		2310	
Upwey (UPW)	d				2014	2023		2102						2214		2314	
Dorchester West (DCW)	a					2031											
Dorchester South (DCH)	d				2022			2110						2222		2322	
Moreton (Dorset) (MTN)	d				2028			2116						2228		2328	
Wool (WOO)	d				2034			2122						2234		2334	
Wareham (WRM)	d				2042			2130						2242		2342	
Holton Heath (HOL)	d																
Hamworthy (HAM)	d				2048			2136						2248		2348	
Poole (POO)	4 a				2053			2141						2253		2353	
Poole (POO)	4 d				2054			2142				2154		2254		2354	
Parkstone (Dorset) (PKS)	d				2058			2146				2158		2258			
Branksome (BSM)	d				2101			2149				2201		2301			
Bournemouth (BMH)	a				2107			2155				2207		2307		0003	
Bournemouth (BMH)	d				2112			2159				2212		2312			
Pokesdown (POK)	d				2116							2216		2316			
Christchurch (CHR)	d				2120							2220		2320			
Hinton Admiral (HNA)	d				2125							2225		2325			
New Milton (NWM)	d				2129							2229		2329			
Sway (SWY)	d				2134							2234		2334			
Yarmouth (I.O.W.) (YMH)	☞ d									2100							
Lymington Pier (LYP)	☞ a									2140							
Lymington Pier (LYP)	d				2127						2203		2236				
Lymington Town (LYT)	d				2129						2205		2238				
Brockenhurst (BCU)	3 a				2137	2138		2213			2213	2238	2246	2338			
Brockenhurst (BCU)	3 d				2140			2214				2239		2339			
Beaulieu Road (BEU)	d																
Ashurst New Forest (ANF)	d				2147							2247		2347			
Totton (TTN)	d				2152							2252		2352			
Redbridge (RDB)	d				2127						2227						
Millbrook (Hants) (MBK)	d				2131						2231						
Southampton Central (SOU)	a				2134			2158			2228	2234		2257		2357	
Southampton Central (SOU)	d				2135			2200			2230	2235		2300		2359	
St Denys (SDN)	d				2140						2240			0004			
Swaythling (SWG)	d				2143						2243			0007			
Southampton Airport Parkwy (SOA)	☞ d				2146			2208			2238	2246		2308		0010	
Portsmouth Harbour (PMH)	☞ d	2059			2123			2154								2324	
Portsmouth & Southsea (PMS)	d	2104			2127			2159								2328	
Fratton (FTN)	d	2108			2131			2203								2332	
Hilsea (HLS)	d	2112						2207								2336	
Cosham (CSA)	d	2117						2212								2342	
Portchester (PTC)	d	2122						2217								2347	
Fareham (FRM)	d	2128			2146			2223								2353	
Botley (BOE)	d	2135						2230								2359	
Hedge End (HDE)	d	2140						2235								0005	
Eastleigh (ESL)	3 a	2146	2150	2200		2211		2241	2242	2250		2311		0014	0011		
Eastleigh (ESL)	3 d	2147	2150			2212			2247	2250		2312			0018		
Chandlers Ford (CFR)	d		2155							2255							
Romsey (ROM)	a		2203							2303							
Shawford (SHW)	d				2217							2319					
Winchester (WIN)	d	2156			2223			2256				2325		0028a			
Micheldever (MIC)	d	2205										2333					
Basingstoke (BSK)	a	2215			2239			2312				2343					
Reading (RDG)	7 a																
Fleet (FLE)	a	2240										0001					
Farnborough (Main) (FNB)	a	2245										0006					
Woking (WOK)	a	2258			2259			2332				0018					
Clapham Junction (CLJ)	10 a				2322			0002				0053					
London Waterloo (WAT)	☞ 15 a	2334			2331			0012				0104					

NOTES (see introductory pages for explanation of train operator codes and standard symbols)

- a Arrival time
- d Departure time
- J From Salisbury, see table 156
- M To Bristol Temple Meads, see table 133
- S Also calls at Hook 2231, Winchfield 2235, Brookwood 2253, Weybridge 2305, Walton-On-Thames 2309 and Surbiton 2316
- T To Westbury, see table 133
- U Also calls at Hook 2351, Winchfield 2355, Brookwood 0013, West Byfleet 0024, Weybridge 0029, Walton-On-Thames 0033, Surbiton 0039 and Wimbledon 0047

Weymouth, Bournemouth, Yarmouth (IOW), Lymington, Southampton, Portsmouth and Fareham to Winchester and London

Sundays

Operator	SW 2W84	SW 2T68	SW	SW 1B20	SW 1T24	SW 1B24	SW 1B26 A	SW 1B26 B	SW 2R28 C	SW 1T28 A	SW 1B28 A	SW 1T28 B	SW 1B28 B	SW 2R28 C	XC 1M34 D	SW 1W28 A
Train ID	□	□	☞	□	□	□	□	□	□	□	□	□	□	□	□◇	□
Days of operation/Notes																
1st Class/Reservations/Bus/Ferry																
Catering facilities																
Weymouth (WEY)	d															0743
Upwey (UPW)	d															0747
Dorchester West (DCW)	a															
Dorchester South (DCH)	d															0755
Moreton (Dorset) (MTN)	d															0802
Wool (WOO)	d															0808
Wareham (WRM)	d															0815
Holton Heath (HOL)	d															
Hamworthy (HAM)	d															0822
Poole (POO)	4 a															0828
Poole (POO)	4 d						0718	0720			0747		0750			0829
Parkstone (Dorset) (PKS)	d						0722	0724			0751		0754			0833
Branksome (BSM)	d						0725	0727			0754		0757			0837
Bournemouth (BMH)	a						0730	0732			0759		0802			0843
Bournemouth (BMH)	d						0734	0736			0803		0806			0848
Pokesdown (POK)	d						0738	0740			0807		0810			
Christchurch (CHR)	d						0742	0744			0811		0814			
Hinton Admiral (HNA)	d						0747	0749			0816		0819			
New Milton (NWM)	d						0751	0753			0820		0823			0859
Sway (SWY)	d						0756	0758			0825		0828			
Yarmouth (I.O.W.) (YMH)	☞ d		0620													
Lymington Pier (LYP)	☞ a		0700													
Lymington Pier (LYP)	d															
Lymington Town (LYT)	d															
Brockenhurst (BCU)	3 a						0800	0802			0829		0832			0905
Brockenhurst (BCU)	3 d						0801	0803			0830		0833			0906
Beaulieu Road (BEU)	d										0836		0839			
Ashurst New Forest (ANF)	d						0811	0813			0840		0843			
Totton (TTN)	d						0816	0818			0845		0848			
Redbridge (RDB)	d								0846							
Millbrook (Hants) (MBK)	d								0850							
Southampton Central (SOU)	a						0824	0824	0852		0853		0853	←		0923
Southampton Central (SOU)	d			0655		0755	0826	0826	0859		0855		0855		0859	0915
St Denys (SDN)	d	0004							→						0904	0925
Swaythling (SWG)	d	0007													0907	
Southampton Airport Parkwy (SOA) ↔	d	0010		0703		0803	0834	0834			0903		0903		0910	0923
Portsmouth Harbour (PMH) ☞	d				0717					0817		0817				
Portsmouth & Southsea (PMS)	d				0722					0822		0822				
Fratton (FTN)	d				0726					0826		0826				
Hilsea (HLS)	d				0730					0830		0830				
Cosham (CSA)	d				0735					0835		0835				
Portchester (PTC)	d				0740					0840		0840				
Fareham (FRM)	d				0746					0846		0846				
Botley (BOE)	d				0753					0854		0854				
Hedge End (HDE)	d		0005		0758					0858		0858				
Eastleigh (ESL)	3 a	0014	0011	0707	0804	0807				0904	0907	0904	0907		0914	
Eastleigh (ESL)	3 d		0018	0711	0811					0911		0911			0915	
Chandlers Ford (CFR)	d														0920	
Romsey (ROM)	a														0928	
Shawford (SHW)	d			0717	0817					0917		0917				
Winchester (WIN)	d		0028a	0723	0823	0843	0843			0923		0923			0931	0942
Micheldever (MIC)	d			0732	0832					0932		0932				
Basingstoke (BSK)	a			0742	0844	0901	0901			0942		0942			0947	0958
Reading (RDG)	7 a														1006	
Fleet (FLE)	a						0913	0913								
Farnborough (Main) (FNB)	a						0918	0918								
Woking (WOK)	a			0802	0903	0928	0928			1002		1002				1019
Clapham Junction (CLJ)	10 a			0832	0929	0959	0959			1029		1029				1041
London Waterloo (WAT) ↻	15 a			0846	0943	1011	1011			1043		1043				1053

NOTES (see introductory pages for explanation of train operator codes and standard symbols)

- a Arrival time
- d Departure time
- A Runs from 8 October
- B Runs until 1 October
- C From Salisbury, see table 156
- D To Manchester Piccadilly, see table 050

Weymouth, Bournemouth, Yarmouth (IOW), Lymington, Southampton, Portsmouth and Fareham to Winchester and London

Sundays

Operator	SW	GW	SW	SW	SW	SW	SW	SW	SW	SW	XC	SW	SW	SW	SW	SW	SW
Train ID	1W28	1V76		1J14	2R32	1T32	1B32	1T32	1B32	2R32	1M38	1J16	1W32	1W32			
Days of operation/Notes	B	E			C	A	A	B	B	C	D		A	B			
1st Class/Reservations/Bus/Ferry	1					1	1	1	1	1	1	1	1	1			
Catering facilities																	
Weymouth (WEY)	d	0748	0801											0843	0848		
Upwey (UPW)	d	0752												0847	0852		
Dorchester West (DCW)	a		0812														
Dorchester South (DCH)	d	0800												0855	0900		
Moreton (Dorset) (MTN)	d	0807												0902	0907		
Wool (WOO)	d	0813												0908	0913		
Wareham (WRM)	d	0820												0915	0920		
Holton Heath (HOL)	d																
Hamworthy (HAM)	d	0827												0922	0927		
Poole (POO)	4 a	0831												0928	0931		
Poole (POO)	4 d	0832					0852		0855					0931	0932		
Parkstone (Dorset) (PKS)	d	0836												0935	0936		
Branksome (BSM)	d	0840												0939	0940		
Bournemouth (BMH)	a	0846					0901		0904					0945	0946		
Bournemouth (BMH)	d	0850					0903		0906		0940			0950	0951		
Pokesdown (POK)	d						0907		0910								
Christchurch (CHR)	d						0911		0914								
Hinton Admiral (HNA)	d						0916		0919								
New Milton (NWM)	d	0901					0920		0923					1001	1002		
Sway (SWY)	d						0925		0928								
Yarmouth (I.O.W.) (YMH)	d			0800													0905
Lymington Pier (LYP)	a			0840													0945
Lymington Pier (LYP)	d				0914								0944				1014
Lymington Town (LYT)	d				0916								0946				1016
Brockenhurst (BCU)	3 a	0908			0924		0929		0932		0954	0954	1007	1008			1024
Brockenhurst (BCU)	3 d	0909					0930		0933		0955		1008	1009			
Beaulieu Road (BEU)	d						0936		0939								
Ashurst New Forest (ANF)	d						0940		0943								
Totton (TTN)	d						0945		0948								
Redbridge (RDB)	d					0939											
Millbrook (Hants) (MBK)	d					0943											
Southampton Central (SOU)	a	0923				0945	0953		0953		1008			1023	1023		
Southampton Central (SOU)	d	0925				0959	0955		0955		0959	1015		1025	1025		
St Denys (SDN)	d										1004						
Swaythling (SWG)	d										1007						
Southampton Airport Parkway (SOA)	4 d	0933					1003		1003		1010	1023		1033	1033		
Portsmouth Harbour (PMH)	d						0917		0917								
Portsmouth & Southsea (PMS)	d						0922		0922								
Fratton (FTN)	d						0926		0926								
Hilsea (HLS)	d						0930		0930								
Cosham (CSA)	d						0935		0935								
Portchester (PTC)	d						0940		0940								
Fareham (FRM)	d						0946		0946								
Botley (BOE)	d						0953		0953								
Hedge End (HDE)	d						0958		0958								
Eastleigh (ESL)	3 a						1004	1007	1004	1007	1014						
Eastleigh (ESL)	3 d							1011		1011	1015						
Chandlers Ford (CFR)	d										1020						
Romsey (ROM)	a										1028						
Shawford (SHW)	d						1017		1017								
Winchester (WIN)	d	0942					1023		1023		1031			1042	1042		
Micheldever (MIC)	d						1032		1032								
Basingstoke (BSK)	a	0958					1042		1042		1046			1058	1058		
Reading (RDG)	7 a										1106						
Fleet (FLE)	a																
Farnborough (Main) (FNB)	a																
Woking (WOK)	a	1019					1102		1102					1118	1118		
Clapham Junction (CLJ)	10 a	1041					1129		1129					1141	1141		
London Waterloo (WAT)	15 a	1053					1141		1141					1154	1154		

NOTES (see introductory pages for explanation of train operator codes and standard symbols)

- a Arrival time
- d Departure time
- A Runs from 8 October
- B Runs until 1 October
- C From Salisbury, see table 156
- D To Manchester Piccadilly, see table 050
- E Runs until 22 October. To Cardiff Central, see table 133

Weymouth, Bournemouth, Yarmouth (IOW), Lymington, Southampton, Portsmouth and Fareham to Winchester and London

Sundays

Operator	SW	SW	SW	SW	XC	SW	SW	SW	SW	SW	SW	SW	SW	XC	SW	SW
Train ID	2R36	1T36	1B36	2R36	1M42	1J20	1W36		1J22	2R40	1T40	1B40	2R40	1M46	1J24	1W40
Days of operation/Notes	C	C	C	C	D	C	C		C	C	C	C	C	D	C	C
1st Class/Reservations/Bus/Ferry	☐	☐	☐	☐	☐◇	☐	☐	☐	☐	☐	☐	☐	☐	☐◇	☐	☐
Catering facilities					☐			☐						☐		
Weymouth (WEY)	d						0948									1048
Upwey (UPW)	d						0952									1052
Dorchester West (DCW)	a															
Dorchester South (DCH)	d						1000									1100
Moreton (Dorset) (MTN)	d						1007									1107
Wool (WOO)	d						1013									1113
Wareham (WRM)	d						1020									1120
Holton Heath (HOL)	d															
Hamworthy (HAM)	d						1027									1127
Poole (POO)	4 a						1031									1131
Poole (POO)	4 d		0955				1032					1055				1132
Parkstone (Dorset) (PKS)	d						1037									1136
Branksome (BSM)	d						1041									1140
Bournemouth (BMH)	a		1004				1047					1104				1146
Bournemouth (BMH)	d		1006		1041		1050					1106		1140		1150
Pokesdown (POK)	d		1010									1110				
Christchurch (CHR)	d		1014									1114				
Hinton Admiral (HNA)	d		1019									1119				
New Milton (NWM)	d		1023				1101					1123				1201
Sway (SWY)	d		1028									1128				
Yarmouth (I.O.W.) (YMH)	d							1005								
Lymington Pier (LYP)	a							1045								
Lymington Pier (LYP)	d					1044			1114						1144	
Lymington Town (LYT)	d					1046			1116						1146	
Brockenhurst (BCU)	3 a		1032			1054	1108		1124			1132			1154	1208
Brockenhurst (BCU)	3 d		1033				1109					1133				1209
Beaulieu Road (BEU)	d		1039									1139				
Ashurst New Forest (ANF)	d		1043									1143				
Totton (TTN)	d		1048									1148				
Redbridge (RDB)	d	1039									1139					
Millbrook (Hants) (MBK)	d	1043									1143					
Southampton Central (SOU)	a	1045		1053	←	1109		1123			1145		1153	←	1208	1223
Southampton Central (SOU)	d	1059		1055	→	1059	1111	1125			1159		1155	→	1159	1225
St Denys (SDN)	d	→				1104					→				1204	
Swaythling (SWG)	d					1107									1207	
Southampton Airport Parkway (SOA)	← d			1103		1110	1119	1132					1203		1210	1223
Portsmouth Harbour (PMH)	d		1017									1117				
Portsmouth & Southsea (PMS)	d		1022									1122				
Fratton (FTN)	d		1026									1126				
Hilsea (HLS)	d		1030									1130				
Cosham (CSA)	d		1035									1135				
Portchester (PTC)	d		1040									1140				
Fareham (FRM)	d		1046									1146				
Botley (BOE)	d		1053									1153				
Hedge End (HDE)	d		1058									1158				
Eastleigh (ESL)	3 a		1104	1107	1114							1204	1207	1214		
Eastleigh (ESL)	3 d			1111	1115								1211	1215		
Chandlers Ford (CFR)	d				1120									1220		
Romsey (ROM)	a				1128									1228		
Shawford (SHW)	d		1117									1217				
Winchester (WIN)	d		1123		1128		1142					1223		1231		1242
Micheldever (MIC)	d		1132									1232				
Basingstoke (BSK)	a		1142		1145		1158					1242		1246		1258
Reading (RDG)	7 a				1204									1305		
Fleet (FLE)	a															
Farnborough (Main) (FNB)	a															
Woking (WOK)	a		1203				1218					1302				1318
Clapham Junction (CLJ)	10 a		1227				1239					1327				1339
London Waterloo (WAT)	15 a		1237				1249					1337				1349

NOTES (see introductory pages for explanation of train operator codes and standard symbols)

- a Arrival time
- d Departure time
- C From Salisbury, see table 156
- D To Manchester Piccadilly, see table 050

Weymouth, Bournemouth, Yarmouth (IOW), Lymington, Southampton, Portsmouth and Fareham to Winchester and London

Sundays

Operator Train ID Days of operation/Notes 1st Class/Reservations/Bus/Ferry Catering facilities	GW 2V79 F	SW 1J26	SW 2R44 C	SW 1T44	SW 1B44	SW 2R44 C	XC 1M50 D	SW 1J28	SW 1W44	SW 1J30	SW 2R48 C	SW 1T48	SW 1B48	SW 2R48 C	
Weymouth (WEY)	d	1058							1148						
Upwey (UPW)	d	1103							1152						
Dorchester West (DCW)	a	1111													
Dorchester South (DCH)	d								1200						
Moreton (Dorset) (MTN)	d								1207						
Wool (WOO)	d								1213						
Wareham (WRM)	d								1220						
Holton Heath (HOL)	d														
Hamworthy (HAM)	d								1227						
Poole (POO)	4 a								1231						
Poole (POO)	4 d				1155				1232				1255		
Parkstone (Dorset) (PKS)	d								1236						
Branksome (BSM)	d								1240						
Bournemouth (BMH)	a				1204				1246				1304		
Bournemouth (BMH)	d				1206		1240		1250				1306		
Pokesdown (POK)	d				1210								1310		
Christchurch (CHR)	d				1214								1314		
Hinton Admiral (HNA)	d				1219								1319		
New Milton (NWM)	d				1223				1301				1323		
Sway (SWY)	d				1228								1328		
Yarmouth (I.O.W.) (YMH)	d		1105							1205					
Lymington Pier (LYP)	a		1145							1245					
Lymington Pier (LYP)	d			1214					1244		1314				
Lymington Town (LYT)	d			1216					1246		1316				
Brockenhurst (BCU)	3 a			1224		1232			1254	1308	1324		1332		
Brockenhurst (BCU)	3 d					1233				1309			1333		
Beaulieu Road (BEU)	d					1239							1339		
Ashurst New Forest (ANF)	d					1243							1343		
Totton (TTN)	d					1248							1348		
Redbridge (RDB)	d				1239							1339			
Millbrook (Hants) (MBK)	d				1243							1343			
Southampton Central (SOU)	a				1245	1253	←	1308		1323		1346	1353	←	
Southampton Central (SOU)	d				1259	1255	→	1259	1315	1325		1359	1355	1359	
St Denys (SDN)	d				→	1304						→		1404	
Swaythling (SWG)	d					1307								1407	
Southampton Airport Parkway (SOA) ↔	d					1303	1310	1323		1333			1403	1410	
Portsmouth Harbour (PMH)	d					1217							1317		
Portsmouth & Southsea (PMS)	d					1222							1322		
Fratton (FTN)	d					1226							1326		
Hilsea (HLS)	d					1230							1330		
Cosham (CSA)	d					1235							1335		
Portchester (PTC)	d					1240							1340		
Fareham (FRM)	d					1246							1346		
Botley (BOE)	d					1253							1353		
Hedge End (HDE)	d					1258							1358		
Eastleigh (ESL)	3 a					1304	1307	1314					1404	1407	1414
Eastleigh (ESL)	3 d						1311	1315						1411	1415
Chandlers Ford (CFR)	d							1320						1420	
Romsey (ROM)	a							1328						1428	
Shawford (SHW)	d					1317							1417		
Winchester (WIN)	d					1323		1331		1342			1423		
Micheldever (MIC)	d					1332							1432		
Basingstoke (BSK)	a					1342		1346		1358			1443		
Reading (RDG)	7 a							1406							
Fleet (FLE)	a														
Farnborough (Main) (FNB)	a														
Woking (WOK)	a					1402				1418			1502		
Clapham Junction (CLJ)	10 a					1427				1439			1527		
London Waterloo (WAT)	15 a					1437				1449			1537		

NOTES (see introductory pages for explanation of train operator codes and standard symbols)

- a Arrival time
- d Departure time
- C From Salisbury, see table 156
- D To Manchester Piccadilly, see table 050
- F To Swindon, see table 133

Weymouth, Bournemouth, Yarmouth (IOW), Lymington, Southampton, Portsmouth and Fareham to Winchester and London

Sundays

Operator	XC	SW	SW	SW	SW	SW	SW	SW	SW	SW	SW	XC	SW	SW	GW	SW	SW
Train ID	1M54	1J32	1W48		1J34	2R52	1T52	1B52	1T52	2R52	1M58	1J36	1W52	2V83			
Days of operation/Notes	D					C				C	D			G			
1st Class/Reservations/Bus/Ferry	◇	□	□	☞	□	□	□	□	□	□	◇	□	□			☞	□
Catering facilities	☞										☞						
Weymouth (WEY)	d		1248										1348	1415			
Upwey (UPW)	d		1252										1352	1420			
Dorchester West (DCW)	a													1428			
Dorchester South (DCH)	d		1300										1400				
Moreton (Dorset) (MTN)	d		1307										1407				
Wool (WOO)	d		1313										1413				
Wareham (WRM)	d		1320										1420				
Holton Heath (HOL)	d																
Hamworthy (HAM)	d		1327										1427				
Poole (POO)	4 a		1331										1431				
Poole (POO)	4 d		1332					1355					1432				
Parkstone (Dorset) (PKS)	d		1337										1437				
Branksome (BSM)	d		1341										1441				
Bournemouth (BMH)	a		1347					1404					1447				
Bournemouth (BMH)	d	1340	1350					1406			1440		1450				
Pokesdown (POK)	d							1410									
Christchurch (CHR)	d							1414									
Hinton Admiral (HNA)	d							1419									
New Milton (NWM)	d		1401					1423					1501				
Sway (SWY)	d							1428									
Yarmouth (I.O.W.) (YMH)	☞ d			1305												1405	
Lymington Pier (LYP)	☞ a			1345												1445	
Lymington Pier (LYP)	d		1344			1414						1444					1514
Lymington Town (LYT)	d		1346			1416						1446					1516
Brockenhurst (BCU)	3 a		1354	1408		1424			1432			1454	1508				1524
Brockenhurst (BCU)	3 d			1409					1433				1509				
Beaulieu Road (BEU)	d								1439								
Ashurst New Forest (ANF)	d								1443								
Totton (TTN)	d								1448								
Redbridge (RDB)	d					1439											
Millbrook (Hants) (MBK)	d					1443											
Southampton Central (SOU)	a	1408		1423		1445		1453		←	1509		1523				
Southampton Central (SOU)	d	1415		1425		1459		1455			1459	1515	1525				
St Denys (SDN)	d					→					1504						
Swaythling (SWG)	d										1507						
Southampton Airport Parkway (SOA)	← d	1423		1433				1503			1510	1523	1533				
Portsmouth Harbour (PMH)	☞ d						1417										
Portsmouth & Southsea (PMS)	d						1422										
Fratton (FTN)	d						1426										
Hilsea (HLS)	d						1430										
Cosham (CSA)	d						1435										
Portchester (PTC)	d						1440										
Fareham (FRM)	d						1446										
Botley (BOE)	d						1453										
Hedge End (HDE)	d						1458										
Eastleigh (ESL)	3 a						1504	1506	←	1514							
Eastleigh (ESL)	3 d							1511	1507	1511	1515						
Chandlers Ford (CFR)	d							→			1520						
Romsey (ROM)	a										1528						
Shawford (SHW)	d										1517						
Winchester (WIN)	d	1431		1442				1517	1523		1531		1542				
Micheldever (MIC)	d								1532								
Basingstoke (BSK)	a	1446		1458				1533	1542		1547		1558				
Reading (RDG)	7 a	1505									1606						
Fleet (FLE)	a																
Farnborough (Main) (FNB)	a								1557								
Woking (WOK)	a			1518				1553	1608				1618				
Clapham Junction (CLJ)	10 a			1539				1614	1628				1639				
London Waterloo (WAT)	↻ 15 a			1549				1624	1639				1649				

NOTES (see introductory pages for explanation of train operator codes and standard symbols)

- a Arrival time
- d Departure time
- C From Salisbury, see table 156
- D To Manchester Piccadilly, see table 050
- G To Bristol Temple Meads, see table 133

Weymouth, Bournemouth, Yarmouth (IOW), Lymington, Southampton, Portsmouth and Fareham to Winchester and London

Sundays











Operator	SW	SW	SW	SW	SW	XC	SW	SW	SW	SW	SW	SW	SW	SW	SW	SW	XC
Train ID	2R56	1T56	1B56	1T56	2R56	1M62	1J40	1W56									
Days of operation/Notes	C	C	C	C	C	D	C	C									D
1st Class/Reservations/Bus/Ferry	□	□	□	□	□	□◇	□	□	☰	□	□	□	□	□	□	□	□◇
Catering facilities	☰	☰	☰	☰	☰	☰	☰	☰	☰	☰	☰	☰	☰	☰	☰	☰	☰
Weymouth (WEY)	d							1448									
Upwey (UPW)	d							1452									
Dorchester West (DCW)	a																
Dorchester South (DCH)	d							1500									
Moreton (Dorset) (MTN)	d							1507									
Wool (WOO)	d							1513									
Wareham (WRM)	d							1520									
Holton Heath (HOL)	d																
Hamworthy (HAM)	d							1527									
Poole (POO)	4 a							1531									
Poole (POO)	4 d			1455				1532						1555			
Parkstone (Dorset) (PKS)	d							1537									
Branksome (BSM)	d							1541									
Bournemouth (BMH)	a			1504				1547						1604			
Bournemouth (BMH)	d			1506		1540		1550						1606			1640
Pokesdown (POK)	d			1510										1610			
Christchurch (CHR)	d			1514										1614			
Hinton Admiral (HNA)	d			1519										1619			
New Milton (NWM)	d			1523				1601						1623			
Sway (SWY)	d			1528										1628			
Yarmouth (I.O.W.) (YMH)	☰ d								1505								
Lymington Pier (LYP)	☰ a								1545								
Lymington Pier (LYP)	d						1544				1614						
Lymington Town (LYT)	d						1546				1616						
Brockenhurst (BCU)	3 a			1532			1554	1608			1624			1632			
Brockenhurst (BCU)	3 d			1533				1609						1633			
Beaulieu Road (BEU)	d			1539										1639			
Ashurst New Forest (ANF)	d			1543										1643			
Totton (TTN)	d			1548										1648			
Redbridge (RDB)	d	1539										1639					
Millbrook (Hants) (MBK)	d	1543										1643					
Southampton Central (SOU)	a	1545		1554		←	1609	1623				1645		1653		←	1708
Southampton Central (SOU)	d	1559		1555		1559	1615	1625				1659		1655		1659	1715
St Denys (SDN)	d	→				1604						→				1704	
Swaythling (SWG)	d					1607										1707	
Southampton Airport Parkway (SOA)	← d			1603		1610	1623	1633						1703		1710	1723
Portsmouth Harbour (PMH)	☰ d	1517												1617			
Portsmouth & Southsea (PMS)	d	1522												1622			
Fratton (FTN)	d	1526												1626			
Hilsea (HLS)	d	1530												1630			
Cosham (CSA)	d	1535												1635			
Portchester (PTC)	d	1540												1640			
Fareham (FRM)	d	1546												1646			
Botley (BOE)	d	1553												1653			
Hedge End (HDE)	d	1558												1658			
Eastleigh (ESL)	3 a	1604	1607	←	1614									1704	1706	←	1714
Eastleigh (ESL)	3 d	1611	1607	1611	1615									1711	1707	1711	1715
Chandlers Ford (CFR)	d	→			1620									→			1720
Romsey (ROM)	a				1628												1728
Shawford (SHW)	d				1617											1717	
Winchester (WIN)	d			1617	1623		1631	1642						1717	1723		1731
Micheldever (MIC)	d				1632										1732		
Basingstoke (BSK)	a			1633	1642		1646	1658						1733	1742		1747
Reading (RDG)	7 a						1707										1806
Fleet (FLE)	a																
Farnborough (Main) (FNB)	a				1657											1757	
Woking (WOK)	a			1653	1708			1718						1753	1808		
Clapham Junction (CLJ)	10 a			1714	1728			1739						1814	1829		
London Waterloo (WAT)	↻ 15 a			1724	1739			1749						1825	1839		

NOTES (see introductory pages for explanation of train operator codes and standard symbols)

- a Arrival time
- d Departure time
- C From Salisbury, see table 156
- D To Manchester Piccadilly, see table 050

Weymouth, Bournemouth, Yarmouth (IOW), Lymington, Southampton, Portsmouth and Fareham to Winchester and London

Sundays

Operator Train ID Days of operation/Notes 1st Class/Reservations/Bus/Ferry Catering facilities	SW	SW	GW	SW	SW	SW	SW	SW	SW	SW	SW	XC	SW	SW	SW	SW	SW
	1J44	1W60	2V86 G		1J46	2R64 C	1T64	1B64	1T64	2R64 C	1M70 D	1J48	1W64		1J50	2R68 C	
Weymouth (WEY)	d	1548	1608											1648			
Upwey (UPW)	d	1552	1613											1652			
Dorchester West (DCW)	a		1621														
Dorchester South (DCH)	d	1600												1700			
Moreton (Dorset) (MTN)	d	1607												1707			
Wool (WOO)	d	1613												1713			
Wareham (WRM)	d	1620												1720			
Holton Heath (HOL)	d																
Hamworthy (HAM)	d	1627												1727			
Poole (POO)	4 a	1631												1731			
Poole (POO)	4 d	1632						1655						1732			
Parkstone (Dorset) (PKS)	d	1637												1737			
Branksome (BSM)	d	1641												1741			
Bournemouth (BMH)	a	1647						1704						1747			
Bournemouth (BMH)	d	1650						1706		1740				1750			
Pokesdown (POK)	d							1710									
Christchurch (CHR)	d							1714									
Hinton Admiral (HNA)	d							1719									
New Milton (NWM)	d	1701						1723						1801			
Sway (SWY)	d							1728									
Yarmouth (I.O.W.) (YMH)	 d			1605											1705		
Lymington Pier (LYP)	 a			1645											1745		
Lymington Pier (LYP)	d	1644			1714								1744			1814	
Lymington Town (LYT)	d	1646			1716								1746			1816	
Brockenhurst (BCU)	3 a	1654	1708		1724			1732			1754	1754	1808			1824	
Brockenhurst (BCU)	3 d		1709					1733			1755		1809				
Beaulieu Road (BEU)	d							1739									
Ashurst New Forest (ANF)	d							1743									
Totton (TTN)	d							1748									
Redbridge (RDB)	d					1739											1839
Millbrook (Hants) (MBK)	d					1743											1844
Southampton Central (SOU)	a	1723				1745		1753			1810		1823				1846
Southampton Central (SOU)	d	1725				1759		1755			1759	1815	1825				1859
St Denys (SDN)	d										1804						
Swaythling (SWG)	d										1807						
Southampton Airport Parkway (SOA)	 d	1733						1803			1810	1823	1833				
Portsmouth Harbour (PMH)	 d							1717									
Portsmouth & Southsea (PMS)	d							1722									
Fratton (FTN)	d							1726									
Hilsea (HLS)	d							1730									
Cosham (CSA)	d							1735									
Portchester (PTC)	d							1740									
Fareham (FRM)	d							1746									
Botley (BOE)	d							1753									
Hedge End (HDE)	d							1758									
Eastleigh (ESL)	3 a							1804	1806		1814						
Eastleigh (ESL)	3 d							1811	1807	1811	1815						
Chandlers Ford (CFR)	d										1820						
Romsey (ROM)	a										1828						
Shawford (SHW)	d										1817						
Winchester (WIN)	d	1742						1817	1823		1831		1842				
Micheldever (MIC)	d								1832								
Basingstoke (BSK)	a	1758						1833	1842		1846		1858				
Reading (RDG)	7 a										1906						
Fleet (FLE)	a																
Farnborough (Main) (FNB)	a								1857								
Woking (WOK)	a	1818						1853	1908				1918				
Clapham Junction (CLJ)	10 a	1839						1915	1928				1939				
London Waterloo (WAT)	 15 a	1849						1925	1939				1949				

NOTES (see introductory pages for explanation of train operator codes and standard symbols)

- a Arrival time
- d Departure time
- C From Salisbury, see table 156
- D To Manchester Piccadilly, see table 050
- G To Bristol Temple Meads, see table 133

Weymouth, Bournemouth, Yarmouth (IOW), Lymington, Southampton, Portsmouth and Fareham to Winchester and London

Sundays

Operator Train ID Days of operation/Notes 1st Class/Reservations/Bus/Ferry	SW	SW	SW	SW	XC	SW	SW	GW	SW	SW	SW	SW	SW	SW	SW	XC
	1T68	1B68	1T68	2R68 C	1M74 D	1J52	1W68	2V93 G	SW	1J54	2R72 C	1T72	1B72	1T72	2R72 C	1M78 H
	□	□	□	□	□◇	□	□	□	☰	□	□	□	□	□	□	□◇
Weymouth (WEY)	d						1745	1753								
Upwey (UPW)	d						1749	1758								
Dorchester West (DCW)	a							1806								
Dorchester South (DCH)	d						1800c									
Moreton (Dorset) (MTN)	d						1807									
Wool (WOO)	d						1813									
Wareham (WRM)	d						1820									
Holton Heath (HOL)	d															
Hamworthy (HAM)	d						1827									
Poole (POO)	4 a						1831									
Poole (POO)	4 d		1755				1832						1855			
Parkstone (Dorset) (PKS)	d						1836									
Branksome (BSM)	d						1840									
Bournemouth (BMH)	a		1804				1847						1904			
Bournemouth (BMH)	d		1806			1840	1850						1906			1940
Pokesdown (POK)	d		1810										1910			
Christchurch (CHR)	d		1814										1914			
Hinton Admiral (HNA)	d		1819										1919			
New Milton (NWM)	d		1823				1901						1923			
Sway (SWY)	d		1828										1928			
Yarmouth (I.O.W.) (YMH)	☰ d							1805								
Lymington Pier (LYP)	☰ a							1845								
Lymington Pier (LYP)	d						1844			1914						
Lymington Town (LYT)	d						1846			1916						
Brockenhurst (BCU)	3 a		1832				1854	1908		1924			1932			
Brockenhurst (BCU)	3 d		1833					1909					1933			
Beaulieu Road (BEU)	d		1839										1939			
Ashurst New Forest (ANF)	d		1843										1943			
Totton (TTN)	d		1848										1948			
Redbridge (RDB)	d												1939			
Millbrook (Hants) (MBK)	d												1943			
Southampton Central (SOU)	a		1853		←	1908		1923				1945	1953		←	2008
Southampton Central (SOU)	d		1855		1859	1915		1925				1959	1955		1959	2015
St Denys (SDN)	d				1904							→			2004	
Swaythling (SWG)	d				1907										2007	
Southampton Airport Parkwy (SOA)	← d		1903		1910	1923		1933					2003		2010	2023
Portsmouth Harbour (PMH)	☰ d	1817											1917			
Portsmouth & Southsea (PMS)	d	1822											1922			
Fratton (FTN)	d	1826											1926			
Hilsea (HLS)	d	1830											1930			
Cosham (CSA)	d	1835											1935			
Portchester (PTC)	d	1840											1940			
Fareham (FRM)	d	1846											1946			
Botley (BOE)	d	1853											1953			
Hedge End (HDE)	d	1858											1958			
Eastleigh (ESL)	3 a	1904	1906	←	1914								2004	2006	←	2014
Eastleigh (ESL)	3 d	1911	1907	1911	1915								2011	2007	2011	2015
Chandlers Ford (CFR)	d	→			1920								→			2020
Romsey (ROM)	a				1928											2028
Shawford (SHW)	d			1917											2017	
Winchester (WIN)	d		1917	1923		1931		1942					2017	2023		2031
Micheldever (MIC)	d			1932										2032		
Basingstoke (BSK)	a		1933	1942		1946		1958					2033	2042		2046
Reading (RDG)	7 a					2006										2106
Fleet (FLE)	a															
Farnborough (Main) (FNB)	a			1957										2057		
Woking (WOK)	a		1953	2008				2018					2053	2108		
Clapham Junction (CLJ)	10 a		2015	2028				2039					2114	2128		
London Waterloo (WAT)	☉ 15 a		2024	2040				2049					2124	2139		

NOTES (see introductory pages for explanation of train operator codes and standard symbols)

- a Arrival time
- d Departure time
- c Arrives 4 minutes earlier
- C From Salisbury, see table 156
- D To Manchester Piccadilly, see table 050
- G To Bristol Temple Meads, see table 133
- H To Birmingham New Street, see table 050

Weymouth, Bournemouth, Yarmouth (IOW), Lymington, Southampton, Portsmouth and Fareham to Winchester and London

Sundays

Operator	SW	SW	SW	SW	SW	SW	SW	SW	SW	SW	SW	SW	SW	SW	SW	SW
Train ID	1J56	1W72		1J58	2R76 C	1T76	1B76	1T76	2R76 C	1J60		1J62	2R80 C	1T80	1W76	1T80
Days of operation/Notes 1st Class/Reservations/Bus/Ferry	□	□	☞	□	□	□	□	□	□	□	☞	□	□	□	□	□
Weymouth (WEY)	d	1848													1958	
Upwey (UPW)	d	1852													2002	
Dorchester West (DCW)	a															
Dorchester South (DCH)	d	1900													2010	
Moreton (Dorset) (MTN)	d	1907													2017	
Wool (WOO)	d	1913													2023	
Wareham (WRM)	d	1920													2030	
Holton Heath (HOL)	d															
Hamworthy (HAM)	d	1927													2037	
Poole (POO)	4 a	1931													2042	
Poole (POO)	4 d	1932					1955								2050	
Parkstone (Dorset) (PKS)	d	1937													2054	
Branksome (BSM)	d	1941													2057	
Bournemouth (BMH)	a	1947					2004								2103	
Bournemouth (BMH)	d	1950					2006								2106	
Pokesdown (POK)	d						2010								2110	
Christchurch (CHR)	d						2014								2114	
Hinton Admiral (HNA)	d						2019								2119	
New Milton (NWM)	d	2001					2023								2123	
Sway (SWY)	d						2028								2128	
Yarmouth (I.O.W.) (YMH)	☞ d		1905								2005					
Lymington Pier (LYP)	☞ a		1945								2045					
Lymington Pier (LYP)	d	1944		2014						2044		2114				
Lymington Town (LYT)	d	1946		2016						2046		2116				
Brockenhurst (BCU)	3 a	1954	2008	2024			2032			2054		2124			2132	
Brockenhurst (BCU)	3 d		2009				2033								2133	
Beaulieu Road (BEU)	d						2039								2139	
Ashurst New Forest (ANF)	d						2043								2143	
Totton (TTN)	d						2048								2148	
Redbridge (RDB)	d				2039								2139			
Millbrook (Hants) (MBK)	d				2043								2143			
Southampton Central (SOU)	a	2023			2045		2053		←				2145		2153	
Southampton Central (SOU)	d	2025			2059		2055			2059			2159		2155	
St Denys (SDN)	d				↗					2104			↘			
Swaythling (SWG)	d									2107						
Southampton Airport Parkwy (SOA)	↔ d	2033					2103			2110					2203	
Portsmouth Harbour (PMH)	☞ d					2017									2117	
Portsmouth & Southsea (PMS)	d					2022									2122	
Fratton (FTN)	d					2026									2126	
Hilsea (HLS)	d					2030									2130	
Cosham (CSA)	d					2035									2135	
Portchester (PTC)	d					2040									2140	
Fareham (FRM)	d					2046									2146	
Botley (BOE)	d					2053									2153	
Hedge End (HDE)	d					2058									2158	
Eastleigh (ESL)	3 a					2104	2106	←	2114					2205	2206	←
Eastleigh (ESL)	3 d					2111	2107	2111	2115					2211	2207	2211
Chandlers Ford (CFR)	d					↗			2120					↘		
Romsey (ROM)	a								2128							
Shawford (SHW)	d								2117							2218
Winchester (WIN)	d	2042					2117	2123							2217	2223
Micheldever (MIC)	d							2132								2232
Basingstoke (BSK)	a	2058					2133	2142							2234	2242
Reading (RDG)	7 a															
Fleet (FLE)	a															
Farnborough (Main) (FNB)	a							2157								2258
Woking (WOK)	a	2118					2153	2208							2254	2308
Clapham Junction (CLJ)	10 a	2139					2214	2228							2314	2328
London Waterloo (WAT)	☞ 15 a	2149					2224	2237							2324	2339

NOTES (see introductory pages for explanation of train operator codes and standard symbols)

- a Arrival time
d Departure time
C From Salisbury, see table 156

Weymouth, Bournemouth, Yarmouth (IOW), Lymington, Southampton, Portsmouth and Fareham to Winchester and London

Sundays

Operator	SW	GW	SW	SW	SW	SW	SW	SW	SW	SW	SW	SW	SW
Train ID	2R80	2V94	1J64	2R99	1T84	1J66	1W80	2R99	1W84	1W88	1T88		
Days of operation/Notes	C	G		J				J					
1st Class/Reservations/Bus/Ferry	☐	☐	☐	☐	☐	☐	☐	☐	☐	☐	☐	☐	☐
Weymouth (WEY)	d	2011					2058		2158	2258			
Upwey (UPW)	d	2016					2102		2202	2302			
Dorchester West (DCW)	a	2024											
Dorchester South (DCH)	d						2110		2210	2310			
Moreton (Dorset) (MTN)	d						2117		2217	2317			
Wool (WOO)	d						2123		2223	2323			
Wareham (WRM)	d						2130		2230	2330			
Holton Heath (HOL)	d												
Hamworthy (HAM)	d						2137		2237	2337			
Poole (POO)	4 a						2142		2242	2342			
Poole (POO)	4 d						2150		2250	2350			
Parkstone (Dorset) (PKS)	d						2154		2254	2354			
Branksome (BSM)	d						2157		2257	2357			
Bournemouth (BMH)	a						2203		2303	0003			
Bournemouth (BMH)	d						2208		2308				
Pokesdown (POK)	d						2212		2312				
Christchurch (CHR)	d						2216		2316				
Hinton Admiral (HNA)	d						2221		2321				
New Milton (NWM)	d						2225		2325				
Sway (SWY)	d						2230		2330				
Yarmouth (I.O.W.) (YMH)	☐ d		2100										
Lymington Pier (LYP)	☐ a		2140										
Lymington Pier (LYP)	d			2144		2214							
Lymington Town (LYT)	d			2146		2216							
Brockenhurst (BCU)	3 a			2154		2224	2234		2335				
Brockenhurst (BCU)	3 d						2235		2336				
Beaulieu Road (BEU)	d												
Ashurst New Forest (ANF)	d						2243		2343				
Totton (TTN)	d						2248		2348				
Redbridge (RDB)	d												
Millbrook (Hants) (MBK)	d						2235						
Southampton Central (SOU)	a	←					2247		2253	←	2355		
Southampton Central (SOU)	d	2159					2305		2255	2305			
St Denys (SDN)	d	2204								2310			
Swaythling (SWG)	d	2207								2313			
Southampton Airport Parkwy (SOA)	↔ d	2210							2303	2316			
Portsmouth Harbour (PMH)	☐ d						2217						2317
Portsmouth & Southsea (PMS)	d						2222						2322
Fratton (FTN)	d						2226						2326
Hilsea (HLS)	d						2230						2330
Cosham (CSA)	d						2235						2335
Portchester (PTC)	d						2240						2340
Fareham (FRM)	d						2246						2346
Botley (BOE)	d						2253						2353
Hedge End (HDE)	d						2258						2358
Eastleigh (ESL)	3 a	2214					2305		2309	2320			0005
Eastleigh (ESL)	3 d	2215							2311	2322			
Chandlers Ford (CFR)	d	2220								2327			
Romsey (ROM)	a	2231								2335			
Shawford (SHW)	d								2317				
Winchester (WIN)	d								2323				
Micheldever (MIC)	d								2332				
Basingstoke (BSK)	a								2342				
Reading (RDG)	7 a												
Fleet (FLE)	a												
Farnborough (Main) (FNB)	a												
Woking (WOK)	a								0002				
Clapham Junction (CLJ)	10 a								0023				
London Waterloo (WAT)	↻ 15 a								0033				

NOTES (see introductory pages for explanation of train operator codes and standard symbols)

- a Arrival time
- d Departure time
- C From Salisbury, see table 156
- G To Bristol Temple Meads, see table 133
- J From Romsey, see table 156