

London to Maidstone East and Ashford International

**Mondays to Fridays**

Operator Train ID Days of operation/Notes	SE 2N78 MX	SE 2N78 MO	SE 1U15 MX	SE 2N82 MX	SE 2N06 A	SE 2N06 B	SE 2Y90 C	SE 2N12	SE 2N14	SE 1U04	SE 2N16	SE 1U06	SE 2N18	SE 1U08	SE 2N20	SE 1U12	SE 2N24	SE 1U16
London Victoria (VIC) 10 d				0025			0605	0655	0725		0755		0825		0855		0955	
Bromley South (BMS) 4 d				0042			0627	0712	0742		0812		0842		0912		1012	
London Charing Cross (CHX) 4 d										0731		0801		0831		0931		1031
London Waterloo (East) (WAE) 4 d										0734		0805		0834		0934		1034
London Cannon Street (CST) 4 d																		
London Bridge (LBG) 4 d										0740		0810		0841		0940		1040
St Mary Cray (SMY) d				0048			0634	0718	0748		0818		0848		0918		1018	
Swanley (SAY) 4 d			0001	0053			0640	0723	0753	0801	0823	0831	0853	0902	0923	1001	1023	1101
Otford (OTF) 4 d	0001	0002	0009	0101			0651	0731	0801	0809	0831	0839	0901	0910	0931	1009	1031	1109
Kemsing (KMS) d	0007s						0656	0737	0807		0837		0907		0937		1037	
Borough Green & Wrotham (BRG) d	0012	0010	0016s	0109s			0700	0741	0811	0817	0841	0847	0911	0918	0941	1017	1041	1117
West Malling (WMA) d	0019	0017	0023s	0115s			0707	0748	0818	0824	0848	0854	0918	0925	0948	1024	1048	1124
East Malling (EML) d	0021	0019		0118s			0710	0751	0821		0851		0921		0951		1051	
Barming (BMG) d	0025	0023		0122s			0713	0754	0824		0854		0924		0954		1054	
Maidstone East (MDE) 4 a	0029	0028	0033	0126			0718	0759	0829	0833	0859	0903	0929	0933	0959	1032	1059	1132
Maidstone East (MDE) 4 d	0030	0030		0127	0614	0616	0718	0800	0830		0900		0930		1000		1100	
Bearsted (BSD) d	0035s	0035s		0132s	0619	0621	0724	0805	0835		0905		0935		1005		1105	
Hollingbourne (HBN) d	0039s	0039s		0623	0625	0627	0727	0809	0839		0909		0939		1009		1109	
Harrietsham (HRM) d	0043s	0043s		0627	0629	0631	0731	0814	0843		0913		0943		1013		1113	
Lenham (LEN) d	0047s	0046s		0140s	0631	0633	0735	0818	0847		0917		0947		1017		1117	
Charing (CHG) d	0052s	0052s		0636	0638	0640	0741	0823	0852		0922		0952		1022		1122	
Ashford International (AFK) 3 a	0101	0100		0152	0645	0647	0752	0833	0901		0933		1001		1031		1131	

Operator Train ID Days of operation/Notes	SE 2N28	SE 1U20	SE 2N32	SE 1U24	SE 2N36	SE 1U28	SE 2N40	SE 1U32	SE 2N44	SE 2N46	SE 1U36	SE 2N48	SE 2N50	SE 1U40	SE 2N52	SE 2N54	SE 1U44	SE 2N56
London Victoria (VIC) 10 d	1055		1155		1255		1355		1455	1525		1555	1625		1655	1725		1755
Bromley South (BMS) 4 d	1112		1212		1312		1412		1512	1542		1612	1642		1712	1742		1812
London Charing Cross (CHX) 4 d		1131		1231		1331		1431			1531			1631				1731
London Waterloo (East) (WAE) 4 d		1134		1234		1334		1434			1534			1634				1734
London Cannon Street (CST) 4 d																		
London Bridge (LBG) 4 d		1140		1240		1340		1440			1540			1640				1740
St Mary Cray (SMY) d	1118		1218		1318		1418		1518			1618			1718			1818
Swanley (SAY) 4 d	1123	1201	1223	1301	1323	1401	1423	1501	1523	1551	1601	1623	1651	1702	1723	1751	1801	1823
Otford (OTF) 4 d	1131	1209	1231	1309	1331	1409	1431	1509	1531	1559	1609	1631	1659	1711	1731	1800	1809	1832
Kemsing (KMS) d	1137		1237		1337		1437		1537			1637			1737			1837
Borough Green & Wrotham (BRG) d	1141	1217	1241	1317	1341	1417	1441	1517	1541	1607	1617	1641	1707	1719	1741	1808	1817	1842
West Malling (WMA) d	1148	1224	1248	1324	1348	1424	1448	1524	1548	1614	1624	1648	1714	1726	1748	1815	1824	1849
East Malling (EML) d	1151		1251		1351		1451		1551			1651	1717		1751	1817		1851
Barming (BMG) d	1154		1254		1354		1454		1554			1654	1720		1754	1821		1855
Maidstone East (MDE) 4 a	1159	1232	1259	1332	1359	1433	1459	1531	1559	1621	1632	1659	1725	1734	1759	1825	1832	1859
Maidstone East (MDE) 4 d	1200		1300		1400		1500	1532	1600	1623		1700	1726		1800	1827		1901
Bearsted (BSD) d	1205		1305		1405		1505	1537	1605	1628		1705	1731		1805	1832		1906
Hollingbourne (HBN) d	1209		1309		1409		1509	1541	1609	1632		1709	1735		1809	1836		1910
Harrietsham (HRM) d	1213		1313		1413		1513	1545	1613	1636		1713	1739		1813	1840		1914
Lenham (LEN) d	1217		1317		1417		1517	1549	1617	1640		1717	1743		1817	1844		1918
Charing (CHG) d	1222		1322		1422		1522	1554	1622	1645		1722	1748		1822	1849		1923
Ashford International (AFK) 3 a	1231		1331		1431		1531	1604	1633	1658		1733	1758		1833	1858		1935

For the complete service between London, Swanley and Otford see table 180











For the complete service between Ashford and Ramsgate see table 189

**NOTES** (see introductory pages for explanation of train operator codes and standard symbols)

- a Arrival time
- d Departure time
- s Stops to set down only
  
- A Runs from 9 October
- B Runs until 6 October
- C To Ramsgate, see table 189
  
- MO Mondays only
- MX Not Mondays

## London to Maidstone East and Ashford International

**Mondays to Fridays**

Operator Train ID Days of operation/Notes	SE	SE	SE	SE	SE	SE	SE	SE	SE	SE	SE	SE	SE	SE	SE	SE	SE	SE
	2N58	1U46	2N60	2N62	1U02	2N64	2N66	1U06	2N68	2N70	1U10	2N74	1U14	2N78	1U15 MTO	1U16 MTX	2N82 TSM	
London Victoria (VIC)  d	1825		1855	1925		1955	2025		2055	2125		2225		2325			0025	
Bromley South (BMS)  d	1842		1912	1942		2013	2042		2112	2142		2242		2342			0042	
London Charing Cross (CHX)  d		1831			1931			2031			2131		2231			2331		
London Waterloo (East) (WAE)  d		1834			1934			2034			2134		2234			2334		
London Cannon Street (CST)  d														2335				
London Bridge (LBG)  d		1839			1940			2040			2140		2240	2339	2340			
St Mary Cray (SMY) d			1918	1949			2048			2148		2248		2348			0048	
Swanley (SAY)  d	1852	1901	1923	1954	2001	2022	2053	2101	2121	2153	2202	2253	2301	2353	0001	0001	0053	
Otford (OTF)  d	1900	1909	1931	2002	2009	2031	2101	2111	2129	2201	2210	2301	2309	0001	0009	0009	0101	
Kemsing (KMS) d			1937	2008			2107			2207		2307		0007s				
Borough Green & Wrotham (BRG) d	1908	1919	1941	2012	2017	2039	2111	2121	2137	2211	2220	2311	2317	0012	0016s	0016s	0109s	
West Malling (WMA) d	1915	1928	1948	2019	2024	2046	2118	2128	2144	2218	2227	2318	2324	0019	0023s	0023s	0115s	
East Malling (EML) d	1918		1951	2022			2120			2221		2321		0021			0118s	
Barming (BMG) d	1921		1954	2025			2124			2224		2324		0025			0122s	
Maidstone East (MDE)  a	1926	1936	1959	2030	2034	2053	2128	2137	2151	2229	2237	2329	2334	0029	0033	0033	0126	
Maidstone East (MDE) d	1927		2000	2031		2053	2129		2152	2229		2330		0030			0127	
Bearsted (BSD) d	1932		2005	2037		2059	2134		2158	2235		2335		0035s			0132s	
Hollingbourne (HBN) d	1936		2009	2040		2102	2138		2201	2238		2339		0039s				
Harrietsham (HRM) d	1940		2013	2044		2106	2142		2205	2243		2343		0043s				
Lenham (LEN) d	1944		2017	2048		2110	2146		2209	2247		2347		0047s			0140s	
Charing (CHG) d	1949		2022	2053		2115	2151		2214	2252		2352		0052s				
Ashford International (AFK)  a	1958		2035	2103		2125	2203		2224	2301		0001		0101			0152	

**NOTES** (see introductory pages for explanation of train operator codes and standard symbols)

- a Arrival time  
d Departure time  
s Stops to set down only

**MTO** Mondays and Tuesdays only

**MTX** Not Mondays and Tuesdays

**TSM** Tuesday to Saturday mornings

London to Maidstone East and Ashford International

Saturdays

Operator Train ID Days of operation/Notes	SE 2N78	SE 1U16	SE 2N82	SE 2N06 A	SE 2N06 B	SE 2N08	SE 2N12	SE 1U04	SE 2N16	SE 1U08	SE 2N20	SE 1U12	SE 2N24	SE 1U16	SE 2N28	SE 1U20	SE 2N32	SE 1U24
London Victoria (VIC) 10 d			0025			0555	0655		0755		0855		0955		1055		1155	
Bromley South (BMS) 4 d			0042			0612	0714		0812		0912		1012		1112		1212	
London Charing Cross (CHX) 4 d								0731		0831		0931		1031		1131		1231
London Waterloo (East) (WAE) 4 d								0734		0834		0934		1034		1134		1234
London Cannon Street (CST) 4 d																		
London Bridge (LBG) 4 d								0740		0840		0940		1040		1140		1240
St Mary Cray (SMY) d			0048			0618	0720		0818		0918		1018		1118		1218	
Swanley (SAY) 4 d		0001	0053			0623	0725	0801	0823	0901	0923	1001	1023	1101	1123	1201	1223	1301
Otford (OTF) 4 d	0001	0009	0101			0631	0733	0809	0831	0909	0931	1009	1031	1109	1131	1209	1231	1309
Kemsing (KMS) d	0007s					0637	0738		0837		0937		1037		1137		1237	
Borough Green & Wrotham (BRG) d	0012	0016s	0109s			0641	0743	0817	0841	0917	0941	1017	1041	1117	1141	1217	1241	1317
West Malling (WMA) d	0019	0023s	0115s			0648	0750	0824	0848	0924	0948	1024	1048	1124	1148	1224	1248	1324
East Malling (EML) d	0021		0118s			0651	0752		0851		0951		1051		1151		1251	
Barming (BMG) d	0025		0122s			0654	0756		0854		0954		1054		1154		1254	
Maidstone East (MDE) 4 a	0029	0033	0126			0659	0800	0832	0859	0932	0959	1032	1059	1132	1159	1232	1259	1332
Maidstone East (MDE) 4 d	0030		0127	0613	0616	0700	0801		0900		1000		1100		1200		1300	
Bearsted (BSD) d	0035s		0132s	0618	0621	0705	0807		0905		1005		1105		1205		1305	
Hollingbourne (HBN) d	0039s			0622	0625	0709	0810		0909		1009		1109		1209		1309	
Harrietsham (HRM) d	0043s			0626	0629	0713	0814		0913		1013		1113		1213		1313	
Lenham (LEN) d	0047s		0140s	0630	0633	0717	0818		0917		1017		1117		1217		1317	
Charing (CHG) d	0052s			0635	0638	0722	0823		0922		1022		1122		1222		1322	
Ashford International (AFK) 3 a	0101		0152	0644	0647	0731	0832		0931		1031		1131		1231		1331	

Operator Train ID Days of operation/Notes	SE 2N36	SE 1U28	SE 2N40	SE 1U32	SE 2N44	SE 1U36	SE 2N48	SE 1U40	SE 2N52	SE 1U44	SE 2N56	SE 1U48	SE 2N60	SE 1U02	SE 2N64	SE 1U06	SE 2N68	SE 1U10
London Victoria (VIC) 10 d	1255		1355		1455		1555		1655		1755		1855		1955		2055	
Bromley South (BMS) 4 d	1312		1412		1512		1612		1712		1812		1912		2012		2112	
London Charing Cross (CHX) 4 d		1331		1431		1531		1631		1731		1831		1931		2031		2131
London Waterloo (East) (WAE) 4 d		1334		1434		1534		1634		1734		1834		1934		2034		2134
London Cannon Street (CST) 4 d																		
London Bridge (LBG) 4 d		1340		1440		1540		1640		1740		1840		1940		2040		2140
St Mary Cray (SMY) d	1318		1418		1518		1618		1718		1818		1918		2018		2118	
Swanley (SAY) 4 d	1323	1401	1423	1501	1523	1601	1623	1701	1723	1801	1823	1901	1923	2001	2023	2101	2123	2201
Otford (OTF) 4 d	1331	1409	1431	1509	1531	1609	1631	1709	1731	1809	1831	1909	1931	2009	2031	2109	2131	2209
Kemsing (KMS) d	1337		1437		1537		1637		1737		1837		1937		2037		2137	
Borough Green & Wrotham (BRG) d	1341	1417	1441	1517	1541	1617	1641	1717	1741	1817	1841	1917	1941	2017	2041	2117	2141	2217
West Malling (WMA) d	1348	1424	1448	1524	1548	1624	1648	1724	1748	1824	1848	1924	1948	2024	2048	2124	2148	2224
East Malling (EML) d	1351		1451		1551		1651		1751		1851		1951		2051		2151	
Barming (BMG) d	1354		1454		1554		1654		1754		1854		1954		2054		2154	
Maidstone East (MDE) 4 a	1359	1432	1459	1532	1559	1632	1659	1732	1759	1832	1859	1932	1959	2032	2059	2132	2159	2232
Maidstone East (MDE) 4 d	1400		1500		1600		1700		1800		1900		2000		2100		2200	
Bearsted (BSD) d	1405		1505		1605		1705		1805		1905		2005		2105		2205	
Hollingbourne (HBN) d	1409		1509		1609		1709		1809		1909		2009		2109		2209	
Harrietsham (HRM) d	1413		1513		1613		1713		1813		1913		2013		2113		2213	
Lenham (LEN) d	1417		1517		1617		1717		1817		1917		2017		2117		2217	
Charing (CHG) d	1422		1522		1622		1722		1822		1922		2022		2122		2222	
Ashford International (AFK) 3 a	1431		1531		1631		1731		1831		1931		2031		2131		2231	

NOTES (see introductory pages for explanation of train operator codes and standard symbols)

- a Arrival time
- d Departure time
- s Stops to set down only
- A Runs from 14 October
- B Runs until 7 October

## London to Maidstone East and Ashford International

## Saturdays

Operator Train ID Days of operation/Notes	SE 2N72	SE 1U14	SE 2N76	SE 1U18	SE 2N80	SE 2N82 SUM
London Victoria (VIC)  10 d	2155		2255		2355	0025
Bromley South (BMS)  4 d	2212		2312		0012	0042
London Charing Cross (CHX)  4 d		2231		2331		
London Waterloo (East) (WAE)  d		2234		2334		
London Cannon Street (CST)  4 d						
London Bridge (LBG)  4 d		2240		2340		
St Mary Cray (SMY) d	2218		2318		0018	0048
Swanley (SAY)  4 d	2223	2301	2323	0001	0023	0053
Otford (OTF)  4 d	2231	2309	2331	0009	0031	0101
Kemsing (KMS) d	2237		2337		0037s	
Borough Green & Wrotham (BRG) d	2241	2317	2341	0017	0041	0109s
West Malling (WMA) d	2248	2324	2348	0024	0048	0116s
East Malling (EML) d	2251		2351		0051	0119s
Barming (BMG) d	2254		2354		0054	0122s
Maidstone East (MDE)  4 a	2259	2332	2359	0032	0059	0127
Maidstone East (MDE)  4 d	2300		2359		0100	0128
Bearsted (BSD) d	2305		0005		0105s	0133s
Hollingbourne (HBN) d	2309		0009		0109s	
Harrietsham (HRM) d	2313		0013		0113s	
Lenham (LEN) d	2317		0017		0116s	0141
Charing (CHG) d	2322		0022		0122s	
Ashford International (AFK)  8 a	2331		0031		0131	0153

NOTES (see introductory pages for explanation of train operator codes and standard symbols)

- a Arrival time
- d Departure time
- s Stops to set down only
- SUM Sunday mornings

## London to Maidstone East and Ashford International

## Sundays

Operator Train ID	SE 2N76	SE 1U18	SE 2N80	SE 2N82	SE 2N12	SE 2N16	SE 2N20	SE 2N24	SE 2N28	SE 2N32	SE 2N36	SE 2N40	SE 2N44	SE 2N48	SE 2N52	SE 2N56	SE 2N60	SE 2N64
London Victoria (VIC)	Ⓜ10 d			0025		0755	0855	0955	1055	1155	1255	1355	1455	1555	1655	1755	1855	1955
Bromley South (BMS)	4 d		0012	0042		0812	0912	1011	1112	1212	1312	1412	1512	1612	1712	1812	1912	2012
London Charing Cross (CHX)	Ⓜ4 d																	
London Waterloo (East) (WAE)	Ⓜ d																	
London Cannon Street (CST)	Ⓜ4 d																	
London Bridge (LBG)	Ⓜ4 d																	
St Mary Cray (SMY)	d		0018	0048		0818	0918	1018	1118	1218	1318	1418	1518	1618	1718	1818	1918	2018
Swanley (SAY)	4 d	0001	0023	0053		0823	0923	1023	1123	1223	1323	1423	1523	1623	1723	1823	1923	2023
Otford (OTF)	4 d	0009	0031	0101		0832	0932	1032	1132	1232	1332	1432	1532	1632	1732	1832	1932	2032
Kemsing (KMS)	d		0037s															
Borough Green & Wrotham (BRG)	d	0017	0041	0109s		0840	0940	1040	1140	1240	1340	1440	1540	1640	1740	1840	1940	2040
West Malling (WMA)	d	0024	0048	0116s		0847	0947	1047	1147	1247	1347	1447	1547	1647	1747	1847	1947	2047
East Malling (EML)	d		0051	0119s		0849	0949	1049	1149	1249	1349	1449	1549	1649	1749	1849	1949	2049
Barming (BMG)	d		0054	0122s		0853	0953	1053	1153	1253	1353	1453	1553	1653	1753	1853	1953	2053
Maidstone East (MDE)	4 a	0032	0059	0127		0858	0958	1058	1158	1258	1358	1458	1558	1658	1758	1858	1958	2058
Maidstone East (MDE)	4 d		0100	0128	0800	0900	1000	1100	1200	1300	1400	1500	1600	1700	1800	1900	2000	2100
Bearsted (BSD)	d	0005	0105s	0133s	0805	0905	1005	1105	1205	1305	1405	1505	1605	1705	1805	1905	2005	2105
Hollingbourne (HBN)	d	0009	0109s		0809	0909	1009	1109	1209	1309	1409	1509	1609	1709	1809	1909	2009	2109
Harrietsham (HRM)	d	0013	0113s		0813	0913	1013	1113	1213	1313	1413	1513	1613	1713	1813	1913	2013	2113
Lenham (LEN)	d	0017	0116s	0141	0817	0917	1017	1117	1217	1317	1417	1517	1617	1717	1817	1917	2017	2117
Charing (CHG)	d	0022	0122s		0822	0922	1022	1122	1222	1322	1422	1522	1622	1722	1822	1922	2022	2122
Ashford International (AFK)	3 a	0031	0131	0153	0831	0931	1031	1131	1231	1331	1431	1531	1632	1731	1833	1931	2031	2131

Operator Train ID	SE 2N68	SE 2N72	SE 2N78	
London Victoria (VIC)	Ⓜ10 d	2055	2155	2325
Bromley South (BMS)	4 d	2112	2212	2342
London Charing Cross (CHX)	Ⓜ4 d			
London Waterloo (East) (WAE)	Ⓜ d			
London Cannon Street (CST)	Ⓜ4 d			
London Bridge (LBG)	Ⓜ4 d			
St Mary Cray (SMY)	d	2118	2218	2348
Swanley (SAY)	4 d	2123	2223	2353
Otford (OTF)	4 d	2132	2232	0002
Kemsing (KMS)	d			
Borough Green & Wrotham (BRG)	d	2140	2240	0010
West Malling (WMA)	d	2147	2247	0017
East Malling (EML)	d	2149	2249	0019
Barming (BMG)	d	2153	2253	0023
Maidstone East (MDE)	4 a	2158	2258	0028
Maidstone East (MDE)	4 d	2200	2259	0030
Bearsted (BSD)	d	2205	2305	0035s
Hollingbourne (HBN)	d	2209	2309	0039s
Harrietsham (HRM)	d	2213	2313	0043s
Lenham (LEN)	d	2217	2317	0046s
Charing (CHG)	d	2222	2322	0052s
Ashford International (AFK)	3 a	2231	2331	0100

**NOTES** (see introductory pages for explanation of train operator codes and standard symbols)

- a Arrival time
- d Departure time
- s Stops to set down only

## Ashford International to Maidstone East and London

## Mondays to Fridays

Operator Train ID Days of operation/Notes	SE	SE	SE	SE	SE	SE	SE	SE	SE	SE	SE	SE	SE	SE	SE	SE	SE	SE
	2A06 A	2A06 B	2A08 A	2A08 B	1U54	2A10 A	2A10 B	1U56	2A12 A	2A12 B	1U58	2A14 A	2A14 B	2A16	1U62	2A18 C	2A20	1U66
Ashford International (AFK) 3 d	0502	0505	0524	0527	0550	0553	0555		0626	0626	0642	0652	0655	0728		0755	0828	
Charing (CHG) d			0532	0535		0601	0603		0634	0636	0650	0700	0703	0736		0803	0836	
Lenham (LEN) d			0538	0541		0606	0608		0639	0641	0655	0705	0708	0741		0808	0841	
Harrietsham (HRM) d			0541	0544		0610	0612		0643	0645	0659	0709	0712	0745		0812	0845	
Hollingbourne (HBN) d			0546	0549		0614	0616		0647	0649	0703	0713	0716	0749		0816	0849	
Bearsted (BSD) d	0520	0523	0550	0553	0608	0618	0620		0651	0653	0707	0717	0720	0753		0820	0853	
Maidstone East (MDE) 4 a	0525	0528	0555	0558	0613	0623	0625		0656	0658	0712	0722	0725	0758		0825	0858	
Maidstone East (MDE) 4 d	0526	0529	0556	0559	0614	0625	0627	0643	0658	0700	0713	0724	0727	0800	0813	0827	0900	0913
Barming (BMG) d	0531	0534	0601	0604		0630	0632		0703	0705		0729	0732	0805		0832	0905	
East Malling (EML) d	0534	0537	0604	0607		0633	0635		0706	0708		0732	0735	0808		0835	0908	
West Malling (WMA) d	0537	0540	0607	0610	0622	0636	0638	0652	0709	0711	0722	0735	0738	0811	0822	0838	0911	0922
Borough Green & Wrotham (BRG) d	0544	0547	0614	0617	0630	0643	0645	0659	0716	0718	0729	0742	0745	0818	0829	0845	0918	0929
Kemsing (KMS) d						0647	0649					0746	0749			0849		
Otford (OTF) 4 d	0552	0555	0625	0625	0637	0653	0655	0707	0725	0725	0737	0754	0755	0825	0837	0855	0925	0937
Swanley (SAY) 4 d	0605	0605	0635	0635	0646	0705	0705	0716	0737	0737	0746	0807	0807	0837	0846	0905	0935	0946
St Mary Cray (SMY) d	0609	0609	0639	0639		0709	0709									0909	0939	
London Bridge (LBG) 4 a					0707			0736				0806			0907			1006
London Cannon Street (CST) 4 a																		
London Waterloo (East) (WAE) 4 a					0713			0742				0812			0914			1013
London Charing Cross (CHX) 4 a					0717			0746				0817			0918			1017
Bromley South (BMS) 4 a	0617	0617	0647	0647		0717	0717		0747	0747		0817	0817	0847		0917	0947	
London Victoria (VIC) 10 a	0636	0636	0706	0706		0736	0736		0806	0806		0836	0836	0906		0936	1006	

Operator Train ID Days of operation/Notes	SE	SE	SE	SE	SE	SE	SE	SE	SE	SE	SE	SE	SE	SE	SE	SE	SE	SE
	2A22	1U70	2A26	1U74	2A30	1U78	2A34	1U82	2A38	1U86	2A42	1U50	2A46	2A48	1U54	2A50	2A52	1U58
Ashford International (AFK) 3 d	0855		0955		1055		1155		1255		1355		1455	1530		1555	1629	
Charing (CHG) d	0903		1003		1103		1203		1304		1403		1503	1538		1603	1638	
Lenham (LEN) d	0908		1008		1108		1208		1309		1408		1508	1543		1608	1643	
Harrietsham (HRM) d	0912		1012		1112		1212		1312		1412		1512	1547		1612	1647	
Hollingbourne (HBN) d	0916		1016		1116		1216		1317		1416		1516	1551		1616	1651	
Bearsted (BSD) d	0920		1020		1120		1220		1321		1420		1520	1555		1620	1655	
Maidstone East (MDE) 4 a	0925		1025		1125		1225		1326		1425		1525	1600		1625	1700	
Maidstone East (MDE) 4 d	0927	1013	1027	1113	1127	1213	1227	1313	1327	1413	1427	1513	1527	1602	1613	1627	1702	1713
Barming (BMG) d	0932		1032		1132		1232		1332		1432		1532			1632		
East Malling (EML) d	0935		1035		1135		1235		1335		1435		1535			1635		
West Malling (WMA) d	0938	1022	1038	1122	1138	1222	1238	1322	1338	1422	1438	1522	1538	1610	1622	1638	1710	1722
Borough Green & Wrotham (BRG) d	0945	1029	1045	1129	1145	1229	1245	1329	1345	1429	1445	1529	1545	1618	1629	1645	1718	1729
Kemsing (KMS) d	0949		1049		1149		1249		1349		1449		1549			1649		
Otford (OTF) 4 d	0955	1037	1055	1137	1155	1237	1255	1337	1355	1437	1455	1537	1555	1626	1637	1655	1725	1737
Swanley (SAY) 4 d	1005	1046	1105	1146	1205	1246	1305	1346	1405	1446	1505	1546	1605	1635	1646	1705	1735	1746
St Mary Cray (SMY) d	1009		1109		1209		1309		1409		1509		1609	1639		1709	1739	
London Bridge (LBG) 4 a		1106		1206		1306		1407		1506		1606			1706			1806
London Cannon Street (CST) 4 a																		
London Waterloo (East) (WAE) 4 a		1113		1213		1313		1413		1513		1613			1713			1813
London Charing Cross (CHX) 4 a		1117		1217		1317		1417		1517		1617			1717			1819
Bromley South (BMS) 4 a	1017		1117		1217		1317		1417		1517		1617	1647		1717	1747	
London Victoria (VIC) 10 a	1036		1136		1236		1336		1436		1536		1636	1706		1736	1806	

NOTES (see introductory pages for explanation of train operator codes and standard symbols)

a Arrival time  
d Departure time

A Runs from 9 October  
B Runs until 6 October  
C From Folkestone Central, see table 189

## Ashford International to Maidstone East and London

**Mondays to Fridays**

Operator Train ID Days of operation/Notes	SE	SE	SE	SE	SE	SE	SE	SE	SE	SE	SE	SE	SE	SE	SE	
	2A54	2A56	1U62	2A58	2A60	1U66	2A62	2A64	1U70	2A68	1U74	2A72	1U77	1U78	2A76	
Ashford International (AFK)	3 d	1655	1727		1755	1827		1855	1927		2029		2127		2243	
Charing (CHG)	d	1703	1738c		1803	1838c		1903	1935		2037		2135		2251	
Lenham (LEN)	d	1708	1743		1808	1843		1908	1940		2042		2140		2256	
Harrietsham (HRM)	d	1712	1747		1812	1847		1912	1944		2045		2144		2300	
Hollingbourne (HBN)	d	1716	1751		1816	1851		1916	1948		2049		2148		2304	
Bearsted (BSD)	d	1720	1755		1820	1855		1920	1952		2053		2152		2308	
Maidstone East (MDE)	4 a	1725	1800		1825	1900		1925	1957		2058		2157		2313	
Maidstone East (MDE)	4 d	1727	1802	1813	1826	1902	1913	1927	1957	2013	2058	2113	2157	2213	2213	2313
Barming (BMG)	d	1732			1831			1932	2002		2103		2202		2318	
East Malling (EML)	d	1735			1834			1935	2006		2107		2206		2322	
West Malling (WMA)	d	1738	1810	1822	1837	1910	1922	1938	2008	2022	2109	2122	2208	2222	2222	2324
Borough Green & Wrotham (BRG)	d	1745	1818	1829	1844	1918	1929	1945	2016	2029	2117	2129	2216	2229	2229	2332
Kemsing (KMS)	d	1749			1848			1949	2020		2121		2220			
Otford (OTF)	4 d	1755	1825	1837	1855	1925	1937	1955	2025	2037	2126	2137	2226	2237	2237	2339
Swanley (SAY)	4 d	1805	1835	1846	1905	1937	1946	2005	2034	2046	2136	2146	2235	2246	2246	2348
St Mary Cray (SMY)	d	1809	1839		1909			2009	2039		2140		2239		2352	
London Bridge (LBG)	4 a			1906			2006			2106		2206		2306	2307	
London Cannon Street (CST)	4 a													2311		
London Waterloo (East) (WAE)	a			1913			2013			2113		2213			2313	
London Charing Cross (CHX)	4 a			1917			2017			2117		2217			2317	
Bromley South (BMS)	4 a	1817	1847		1917	1947		2018	2046		2147		2247			2359
London Victoria (VIC)	10 a	1836	1906		1936	2006		2035	2106		2206		2306			0016

**NOTES** (see introductory pages for explanation of train operator codes and standard symbols)

- a Arrival time
- d Departure time
- c Arrives 3 minutes earlier

- MTO** Mondays and Tuesdays only
- MTX** Not Mondays and Tuesdays

Ashford International to Maidstone East and London

Saturdays

Operator Train ID Days of operation/Notes	SE	SE	SE	SE	SE	SE	SE	SE	SE	SE	SE	SE	SE	SE	SE	SE	SE	SE	SE
	2A06 A	2A06 B	1U54	2A10 A	2A10 B	1U58	2A14 A	2A14 B	1U62	2A18	1U66	2A22	1U70	2A26	1U74	2A30	1U78	2A34	1U82
Ashford International (AFK)	3 d	0502	0505		0552	0555		0652	0655		0755		0855		0955		1055		1155
Charing (CHG)	d			0600	0603		0700	0703		0803		0903		1003		1103		1203	
Lenham (LEN)	d			0605	0608		0706	0709		0808		0908		1008		1108		1208	
Harrietsham (HRM)	d			0609	0612		0709	0712		0812		0912		1012		1112		1212	
Hollingbourne (HBN)	d			0613	0616		0714	0717		0816		0916		1016		1116		1216	
Bearsted (BSD)	d	0520	0523		0617	0620		0718	0721		0820		0920		1020		1120		1220
Maidstone East (MDE)	4 a	0525	0528		0622	0625		0723	0726		0825		0925		1025		1125		1225
Maidstone East (MDE)	4 d	0526	0529	0613	0624	0627	0713	0724	0727	0813	0827	0913	0927	1013	1027	1113	1127	1213	1227
Barming (BMG)	d	0531	0534		0629	0632		0729	0732		0832		0932		1032		1132		1232
East Malling (EML)	d	0534	0537		0632	0635		0732	0735		0835		0935		1035		1135		1235
West Malling (WMA)	d	0537	0540	0622	0635	0638	0722	0735	0738	0822	0838	0922	0938	1022	1038	1122	1138	1222	1238
Borough Green & Wrotham (BRG)	d	0544	0547	0629	0642	0645	0729	0742	0745	0829	0845	0929	0945	1029	1045	1129	1145	1229	1245
Kemsing (KMS)	d				0646	0649		0746	0749		0849		0949		1049		1149		1249
Otford (OTF)	4 d	0555	0555	0637	0655	0655	0737	0755	0755	0837	0855	0937	0955	1037	1055	1137	1155	1237	1255
Swanley (SAY)	4 d	0605	0605	0646	0705	0705	0746	0805	0805	0846	0905	0946	1005	1046	1105	1146	1205	1246	1305
St Mary Cray (SMY)	d	0609	0609		0709	0709		0809	0809		0909		1009		1109		1209		1309
London Bridge (LBG)	4 a			0706			0806			0906		1006		1106		1206		1306	1406
London Cannon Street (CST)	4 a																		
London Waterloo (East) (WAE)	a			0713			0813			0913		1013		1113		1213		1313	1413
London Charing Cross (CHX)	4 a			0717			0817			0917		1017		1117		1217		1317	1417
Bromley South (BMS)	4 a	0617	0617		0717	0717		0817	0817		0917		1017		1117		1217		1317
London Victoria (VIC)	10 a	0636	0636		0736	0736		0836	0836		0936		1036		1136		1236		1336

Operator Train ID Days of operation/Notes	SE	SE	SE	SE	SE	SE	SE	SE	SE	SE	SE	SE	SE	SE	SE	SE	SE	SE	SE
	2A38	1U86	2A42	1U50	2A46	1U54	2A50	1U58	2A54	1U62	2A58	1U66	2A62	1U70	2A66	1U74	2A70	1U78	2A74
Ashford International (AFK)	3 d	1255		1355		1455		1555		1655		1755		1855		1955		2055	2155
Charing (CHG)	d	1304		1403		1503		1603		1703		1804		1903		2003		2103	2203
Lenham (LEN)	d	1309		1408		1508		1608		1708		1809		1908		2008		2108	2208
Harrietsham (HRM)	d	1313		1412		1512		1612		1712		1813		1912		2012		2112	2212
Hollingbourne (HBN)	d	1317		1416		1516		1616		1716		1817		1916		2016		2116	2216
Bearsted (BSD)	d	1321		1420		1520		1620		1720		1821		1920		2020		2120	2220
Maidstone East (MDE)	4 a	1326		1425		1525		1625		1725		1826		1925		2025		2125	2225
Maidstone East (MDE)	4 d	1327	1413	1427	1513	1527	1613	1627	1713	1727	1813	1827	1913	1927	2013	2027	2113	2127	2213
Barming (BMG)	d	1332		1432		1532		1632		1732		1832		1932		2032		2132	2232
East Malling (EML)	d	1335		1435		1535		1635		1735		1835		1935		2035		2135	2235
West Malling (WMA)	d	1338	1422	1438	1522	1538	1622	1638	1722	1738	1822	1838	1922	1938	2022	2038	2122	2138	2222
Borough Green & Wrotham (BRG)	d	1345	1429	1445	1529	1545	1629	1645	1729	1745	1829	1845	1929	1945	2029	2045	2129	2145	2229
Kemsing (KMS)	d	1349		1449		1549		1649		1749		1849		1949		2049		2149	2249
Otford (OTF)	4 d	1355	1437	1455	1537	1555	1637	1655	1737	1755	1837	1855	1937	1955	2037	2055	2137	2155	2237
Swanley (SAY)	4 d	1405	1446	1505	1546	1605	1646	1705	1746	1805	1846	1905	1946	2005	2046	2105	2146	2205	2246
St Mary Cray (SMY)	d	1409		1509		1609		1709		1809		1909		2009		2109		2209	2309
London Bridge (LBG)	4 a		1506		1606		1706		1806		1906		2006		2106		2206		2306
London Cannon Street (CST)	4 a																		
London Waterloo (East) (WAE)	a		1513		1613		1713		1813		1913		2013		2113		2213		2313
London Charing Cross (CHX)	4 a		1517		1617		1717		1817		1917		2017		2117		2217		2317
Bromley South (BMS)	4 a	1417		1517		1617		1717		1817		1917		2017		2117		2217	2317
London Victoria (VIC)	10 a	1436		1536		1636		1736		1836		1936		2036		2136		2236	2336

Operator Train ID Days of operation/Notes	SE
2A78	
Ashford International (AFK)	3 d 2243
Charing (CHG)	d 2251
Lenham (LEN)	d 2256
Harrietsham (HRM)	d 2300
Hollingbourne (HBN)	d 2304
Bearsted (BSD)	d 2308
Maidstone East (MDE)	4 a 2313
Maidstone East (MDE)	4 d 2313
Barming (BMG)	d 2318
East Malling (EML)	d 2322
West Malling (WMA)	d 2324
Borough Green & Wrotham (BRG)	d 2332
Kemsing (KMS)	d
Otford (OTF)	4 d 2339
Swanley (SAY)	4 d 2348
St Mary Cray (SMY)	d 2352
London Bridge (LBG)	4 a
London Cannon Street (CST)	4 a
London Waterloo (East) (WAE)	a
London Charing Cross (CHX)	4 a
Bromley South (BMS)	4 a 2359
London Victoria (VIC)	10 a 0016

NOTES (see introductory pages for explanation of train operator codes and standard symbols)  
a Arrival time A Runs from 14 October  
d Departure time B Runs until 7 October



## Ashford International to Maidstone East and London

## Sundays

	Operator	Train ID	SE 2A14	SE 2A18	SE 2A22	SE 2A26	SE 2A30	SE 2A34	SE 2A38	SE 2A42	SE 2A46	SE 2A50	SE 2A54	SE 2A58	SE 2A62	SE 2A66	SE 2A72	SE 2A76
Ashford International (AFK)	3	d	0635	0755	0855	0955	1055	1155	1255	1355	1455	1555	1655	1755	1855	1955	2127	2225
Charing (CHG)		d	0643	0803	0903	1003	1103	1203	1303	1403	1503	1603	1703	1803	1903	2003	2135	2233
Lenham (LEN)		d	0648	0808	0908	1008	1108	1208	1308	1408	1508	1608	1708	1808	1908	2008	2140	2238
Harrietsham (HRM)		d	0652	0812	0912	1012	1112	1212	1312	1412	1512	1612	1712	1812	1912	2012	2144	2242
Hollingbourne (HBN)		d	0656	0816	0916	1016	1116	1216	1316	1416	1516	1616	1716	1816	1916	2016	2148	2246
Bearsted (BSD)		d	0700	0820	0920	1020	1120	1220	1320	1420	1520	1620	1720	1820	1920	2020	2152	2250
Maidstone East (MDE)	4	a	0705	0826	0926	1026	1126	1226	1326	1426	1526	1626	1726	1826	1926	2026	2158	2256
Maidstone East (MDE)	4	d	0706	0829	0929	1029	1129	1229	1329	1429	1529	1629	1729	1829	1929	2029	2159	
Barming (BMG)		d	0711	0834	0934	1034	1134	1234	1334	1434	1534	1634	1734	1834	1934	2034	2204	
East Malling (EML)		d	0714	0837	0937	1037	1137	1237	1337	1437	1537	1637	1737	1837	1937	2037	2207	
West Malling (WMA)		d	0717	0840	0940	1040	1140	1240	1340	1440	1540	1640	1740	1840	1940	2040	2210	
Borough Green & Wrotham (BRG)		d	0724	0847	0947	1047	1147	1247	1347	1447	1547	1647	1747	1847	1947	2047	2217	
Kemsing (KMS)		d																
Otford (OTF)	4	d	0732	0856	0956	1056	1156	1256	1356	1456	1556	1656	1756	1856	1956	2056	2226	
Swanley (SAY)	4	d	0741	0905	1005	1105	1205	1305	1405	1505	1605	1705	1805	1905	2005	2105	2235	
St Mary Cray (SMY)		d	0745	0909	1009	1109	1209	1309	1410	1509	1609	1709	1809	1909	2009	2109	2239	
London Bridge (LBG)	4	a																
London Cannon Street (CST)	4	a																
London Waterloo (East) (WAE)	4	a																
London Charing Cross (CHX)	4	a																
Bromley South (BMS)	4	a	0751	0917	1017	1117	1217	1317	1417	1517	1617	1717	1817	1917	2017	2117	2247	
London Victoria (VIC)	10	a	0808	0936	1036	1136	1236	1336	1436	1536	1636	1736	1836	1936	2036	2136	2306	

NOTES (see introductory pages for explanation of train operator codes and standard symbols)

- a Arrival time  
d Departure time