

Rugby to Coventry, Birmingham and Wolverhampton

Mondays to Fridays

Operator Days of operation/Notes 1st Class/Reservations/Bus Catering facilities	VT A 1 1	LM B	LM C	LM	XC D 1 1	VT E 1 1	LM	LM	AW F	LM C	XC D 1 1	LM B	LM G	LM	LM	LM B	LM C	XC D 1 1	
London Euston (EUS)	15 d																		
Watford Junction (WFJ)	d																		
Milton Keynes Central (MKC)	d																		
Northampton (NMP)	d							0515										0542	
Rugby (RUG)	d							0537										0605	
Coventry (COV)	d			0533				0547					0612					0615	
Canley (CNL)	d							0550										0619	
Tile Hill (THL)	d							0554										0623	
Berkswell (BKW)	d							0558										0626	
Hampton-in-Arden (HIA)	d							0602										0630	
Birmingham International (BHI)	a			0542				0605						0621				0633	
Birmingham International (BHI)	d			0542				0605						0621				0634	
Marston Green (MGN)	d			0546										0624					
Lea Hall (LEH)	d			0549										0628					
Stechford (SCF)	d			0552										0631					
Adderley Park (ADD)	d			0557										0634					
Birmingham New Street (BHM)	12 a			0601			0615							0642	0645				
Birmingham New Street (BHM)	12 d	0530	0534	0556	0601	0605	0612		0622	0626	0630	0634	0641				0652	0656	0701
Smethwick Rolfe Street (SMR)	d						0618							0647					
Smethwick Galton Bridge (SGB)	7 d		0541	0603			0620			0633		0641	0650					0703	
Sandwell & Dudley (SAD)	d					0617c	0623		0630				0653						
Dudley Port (DDP)	d						0627						0657						
Tipton (TIP)	d						0629						0659						
Coseley (CSY)	d						0632						0702						
Tame Bridge Parkway (TAB)	d																		
Wolverhampton (WVH)	7 a	0547	0553	0614	0617	0629	0637		0641	0644	0647	0653	0707				0721	0714	0717

Operator Days of operation/Notes 1st Class/Reservations/Bus Catering facilities	VT H 1 1	LM J	LM	LM	AW K	XC D 1 1	LM C	LM B	LM J	LM G	LM	LM C	LM B	VT E 1 1	XC L 1 1	VT E 1 1	LM J	LM G	
London Euston (EUS)	15 d													0616					
Watford Junction (WFJ)	d													0631u					
Milton Keynes Central (MKC)	d													0652					
Northampton (NMP)	d			0606								0642							
Rugby (RUG)	d			0630								0705		0715					
Coventry (COV)	d			0644								0715		0727	0730				
Canley (CNL)	d			0647								0719							
Tile Hill (THL)	d			0651								0723							
Berkswell (BKW)	d			0655								0726							
Hampton-in-Arden (HIA)	d			0659								0730							
Birmingham International (BHI)	a			0702								0733		0736	0739				
Birmingham International (BHI)	d		0651		0704	0708			0721		0734		0738	0741			0751		
Marston Green (MGN)	d		0654						0724								0754		
Lea Hall (LEH)	d		0658						0728								0758		
Stechford (SCF)	d		0701						0731								0801		
Adderley Park (ADD)	d		0704						0734										
Birmingham New Street (BHM)	12 a		0710		0715	0720			0739		0744		0748	0751	←	0811			
Birmingham New Street (BHM)	12 d	0707		0711		0722	0726	0729	0734		0741		0756	0757	→	0807		0811	0817
Smethwick Rolfe Street (SMR)	d			0717							0747								
Smethwick Galton Bridge (SGB)	7 d			0720			0736	0741			0750		0803						0820
Sandwell & Dudley (SAD)	d	0717		0723		0730					0753					0817			0823
Dudley Port (DDP)	d			0727							0757								0827
Tipton (TIP)	d			0729							0759								0829
Coseley (CSY)	d			0732							0802								0832
Tame Bridge Parkway (TAB)	d																		
Wolverhampton (WVH)	7 a	0729		0737		0741	0744	0747	0753		0807		0814	0821		0817	0829		0837

For the complete service between London and Rugby see table 067

NOTES (see introductory pages for explanation of train operator codes and standard symbols)

- a Arrival time
- d Departure time
- u Stops to pick up only
- c Arrives 4 minutes earlier
- A To Holyhead
- B To Liverpool Lime Street
- C To Shrewsbury
- D To Manchester Piccadilly
- E To Edinburgh
- F To Aberystwyth
- G From Walsall
- H To Glasgow Central
- J To Rugeley Trent Valley
- K To Chester
- L From Southampton Central to Manchester Piccadilly

Rugby to Coventry, Birmingham and Wolverhampton

Mondays to Fridays

Operator Days of operation/Notes 1st Class/Reservations/Bus Catering facilities	LM	AW M 11 12	VT 11 12 13	XC N 11 12	LM B	LM J	LM G	LM	LM C	LM B	VT P 11 12 13	XC L 11 12 13	VT P 11 12 13	LM J	LM G	LM	AW A 11 12	VT 11 12 13
London Euston (EUS)	d	0535		0710				0621			0716							0810
Watford Junction (WFJ)	d	0555						0636			0731u							
Milton Keynes Central (MKC)	d	0638						0707			0752					0738		
Northampton (NMP)	d	0711						0737								0810		
Rugby (RUG)	d	0734						0801			0815					0834		
Coventry (COV)	d	0745		0806				0812			0827	0830				0845		0906
Canley (CNL)	d	0748						0815								0848		
Tile Hill (THL)	d	0752						0819								0852		
Berkswell (BKW)	d	0756						0823								0856		
Hampton-in-Arden (HIA)	d	0800						0827								0900		
Birmingham International (BHI)	a	0803		0815				0830			0836	0839				0903		0915
Birmingham International (BHI)	d	0803	0808	0816			0821	0830			0838	0841		0851		0904	0908	0916
Marston Green (MGN)	d	0807					0824							0854				
Lea Hall (LEH)	d						0828							0858				
Stechford (SCF)	d						0831							0901				
Adderley Park (ADD)	d						0834											
Birmingham New Street (BHM)	a	0814	0820	0826			0839	0844			0848	0851		0910		0914	0920	0927
Birmingham New Street (BHM)	d		0822		0830	0834		0841	0856	0857	0907	0901	0907			0911		0922
Smethwick Rolfe Street (SMR)	d						0847									0917		
Smethwick Galton Bridge (SGB)	d					0841		0850	0903							0920		
Sandwell & Dudley (SAD)	d		0830				0853						0917			0923		0930
Dudley Port (DDP)	d						0857									0927		
Tipton (TIP)	d						0859									0929		
Coseley (CSY)	d						0902									0932		
Tame Bridge Parkway (TAB)	d																	
Wolverhampton (WVH)	a		0841		0846	0853		0907		0914	0922		0917	0929		0937		0941









Operator Days of operation/Notes 1st Class/Reservations/Bus Catering facilities	XC N 11 12	LM B	LM J	LM G	LM	VT 11 12 13	LM C	XC Q 11 12 13	VT E 11 12 13	LM J	LM G	LM	AW M 11 12	VT 11 12 13	XC N 11 12	LM B	LM J	LM G
London Euston (EUS)	d				0723	0816			0840			0756		0910				
Watford Junction (WFJ)	d				0738	0831u												
Milton Keynes Central (MKC)	d				0808	0852						0838						
Northampton (NMP)	d				0840							0910						
Rugby (RUG)	d				0904	0915						0934						
Coventry (COV)	d				0915	0927		0930	0936			0945		1006				
Canley (CNL)	d				0918							0948						
Tile Hill (THL)	d				0922							0952						
Berkswell (BKW)	d				0926							0956						
Hampton-in-Arden (HIA)	d				0930							1000						
Birmingham International (BHI)	a				0933	0936		0939	0945			1003		1015				
Birmingham International (BHI)	d			0921	0934	0938		0941	0946	0951		1004	1008	1016				1021
Marston Green (MGN)	d			0924					0954									1024
Lea Hall (LEH)	d			0928					0958									1028
Stechford (SCF)	d			0931					1001									1031
Adderley Park (ADD)	d			0934														1034
Birmingham New Street (BHM)	a			0939	0945	0948		0951	0956	1008		1014	1020	1027				1039
Birmingham New Street (BHM)	d	0930	0934		0941		0956	1001	1007			1011		1022		1030	1034	1041
Smethwick Rolfe Street (SMR)	d				0947							1017						1047
Smethwick Galton Bridge (SGB)	d		0941		0950		1003					1020				1041		1050
Sandwell & Dudley (SAD)	d				0953				1017			1023		1030				1053
Dudley Port (DDP)	d				0957							1027						1057
Tipton (TIP)	d				0959							1029						1059
Coseley (CSY)	d				1002							1032						1102
Tame Bridge Parkway (TAB)	d																	
Wolverhampton (WVH)	a	0946	0953		1007		1014	1017	1029			1037		1041		1047	1053	1107









NOTES (see introductory pages for explanation of train operator codes and standard symbols)

- a Arrival time
- d Departure time
- u Stops to pick up only
- A To Holyhead
- B To Liverpool Lime Street
- C To Shrewsbury
- E To Edinburgh
- G From Walsall
- J To Rugeley Trent Valley
- L From Southampton Central to Manchester Piccadilly
- M To Aberystwyth/Pwllheli
- N From Bristol Temple Meads to Manchester Piccadilly
- P To Blackpool North
- Q From Bournemouth to Manchester Piccadilly

Rugby to Coventry, Birmingham and Wolverhampton

Mondays to Fridays

Operator Days of operation/Notes 1st Class/Reservations/Bus Catering facilities	LM	LM C	VT H 1R X	XC Q 1D A	VT H 1R X	VT	LM J	LM G	LM	AW A A	XC N 1D A	LM B	LM J	LM G	LM	LM C	VT E 1R X	XC Q 1D A	
London Euston (EUS)  d	0823		0916			0940			0856						0923		1016		
Watford Junction (WFJ) d	0838		0931u												0938		1031u		
Milton Keynes Central (MKC) d	0908		0952						0938						1008		1052		
Northampton (NMP) d	0940								1010						1040				
Rugby (RUG) d	1004		1015						1034						1104		1115		
Coventry (COV) d	1015		1027	1030		1036			1045						1115		1127	1130	
Canley (CNL) d	1018								1048						1118				
Tile Hill (THL) d	1022								1052						1122				
Berkswell (BKW) d	1026								1056						1126				
Hampton-in-Arden (HIA) d	1030								1100						1130				
Birmingham International (BHI) a	1033		1036	1039		1045			1103						1133		1136	1139	
Birmingham International (BHI) d	1034		1038	1041		1046	1051		1104	1108			1121		1134		1138	1141	
Marston Green (MGN) d							1054						1124						
Lea Hall (LEH) d							1058						1128						
Stechford (SCF) d							1101						1131						
Adderley Park (ADD) d													1134						
Birmingham New Street (BHM)  a	1044		1048	1051		1056	1108		1114	1120			1139		1144		1148	1151	
Birmingham New Street (BHM)  d		1056	1107	1101	1107			1111	1117		1122	1130	1134		1141		1156	1207	1201
Smethwick Rolfe Street (SMR) d								1117							1147				
Smethwick Galton Bridge (SGB)  d		1103						1120				1141			1150		1203		
Sandwell & Dudley (SAD) d						1117		1123		1130					1153				
Dudley Port (DDP) d								1127							1157				
Tipton (TIP) d								1129							1159				
Coseley (CSY) d								1132							1202				
Tame Bridge Parkway (TAB) d																			
Wolverhampton (WVH)  a		1114		1117	1129			1137		1141	1147	1153		1207		1214		1217	








Operator Days of operation/Notes 1st Class/Reservations/Bus Catering facilities	VT E 1R X	VT P 1R X	LM J	LM G	LM	AW M 1R A	XC N 1D A	LM B	LM J	LM G	LM	LM C	VT P 1R X	XC Q 1D A	VT P 1R X	VT E 1R X	LM J	LM G
London Euston (EUS)  d			1040									1023		1116			1140	
Watford Junction (WFJ) d												1038		1131u				
Milton Keynes Central (MKC) d					1038							1108		1152				
Northampton (NMP) d					1110							1140						
Rugby (RUG) d					1134							1204		1215				
Coventry (COV) d			1136		1145							1215		1227	1230		1236	
Canley (CNL) d					1148							1218						
Tile Hill (THL) d					1152							1222						
Berkswell (BKW) d					1156							1226						
Hampton-in-Arden (HIA) d					1200							1230						
Birmingham International (BHI) a			1145		1203							1233		1236	1239		1245	
Birmingham International (BHI) d			1146	1151		1204	1208		1221		1234		1238	1241		1246	1251	
Marston Green (MGN) d				1154					1224								1254	
Lea Hall (LEH) d				1158					1228								1258	
Stechford (SCF) d				1201					1231								1301	
Adderley Park (ADD) d									1234									
Birmingham New Street (BHM)  a		1156	1208		1214	1220			1239		1244		1248	1251		1256	1308	
Birmingham New Street (BHM)  d	1207			1211		1222	1230	1234		1241		1256	1307	1301	1307			1311
Smethwick Rolfe Street (SMR) d				1217				1241		1247								1317
Smethwick Galton Bridge (SGB)  d				1220				1241		1250		1303						1320
Sandwell & Dudley (SAD) d	1217			1223		1230				1253					1317			1323
Dudley Port (DDP) d				1227						1257								1327
Tipton (TIP) d				1229						1259								1329
Coseley (CSY) d				1232						1302								1332
Tame Bridge Parkway (TAB) d																		
Wolverhampton (WVH)  a	1229			1237		1241	1247	1253		1307		1314		1317	1329			1337








NOTES (see introductory pages for explanation of train operator codes and standard symbols)

- a Arrival time
- d Departure time
- u Stops to pick up only
- A To Holyhead
- B To Liverpool Lime Street
- C To Shrewsbury
- E To Edinburgh
- G From Walsall
- H To Glasgow Central
- J To Rugeley Trent Valley
- M To Aberystwyth/Pwllheli
- N From Bristol Temple Meads to Manchester Piccadilly
- P To Blackpool North
- Q From Bournemouth to Manchester Piccadilly

Rugby to Coventry, Birmingham and Wolverhampton

Mondays to Fridays

Operator Days of operation/Notes 1st Class/Reservations/Bus Catering facilities	LM	AW A	XC R 1◇ 3	LM B	LM J	LM G	LM	LM C	VT E 1R 3	XC Q 1◇ 3	VT E 1R 3	VT	LM J	LM G	LM	AW M 3	XC N 1◇ 3	LM B
London Euston (EUS)  d	1056							1123		1216			1240			1156		
Watford Junction (WFJ) d								1138		1231u								
Milton Keynes Central (MKC) d	1138							1208		1252						1238		
Northampton (NMP) d	1210							1240								1310		
Rugby (RUG) d	1234							1304		1315						1334		
Coventry (COV) d	1245							1315		1327	1330		1336			1345		
Canley (CNL) d	1248							1318								1348		
Tile Hill (THL) d	1252							1322								1352		
Berkswell (BKW) d	1256							1326								1356		
Hampton-in-Arden (HIA) d	1300							1330								1400		
Birmingham International (BHI) a	1303							1333		1336	1339		1345			1403		
Birmingham International (BHI) d	1304	1308			1321		1334		1338	1341		1346	1351		1404	1408		
Marston Green (MGN) d					1324								1354					
Lea Hall (LEH) d					1328								1358					
Stechford (SCF) d					1331								1401					
Adderley Park (ADD) d					1334													
Birmingham New Street (BHM)  a	1314	1320			1339		1345		1348	1351		1356	1408		1414	1420		
Birmingham New Street (BHM)  d		1322	1330	1334		1341		1356	1407	1401		1407		1411		1422	1430	1434
Smethwick Rolfe Street (SMR) d						1347								1417				
Smethwick Galton Bridge (SGB)  d				1341		1350		1403						1420				1441
Sandwell & Dudley (SAD) d		1330				1353						1417		1423		1430		
Dudley Port (DDP) d						1357								1427				
Tipton (TIP) d						1359								1429				
Coseley (CSY) d						1402								1432				
Tame Bridge Parkway (TAB) d																		
Wolverhampton (WVH)  a		1341	1347	1353		1407		1414		1417	1429			1437		1441	1447	1453

Operator Days of operation/Notes 1st Class/Reservations/Bus Catering facilities	LM J	LM G	LM	LM C	VT H 1R 3	XC Q 1◇ 3	VT H 1R 3	VT	LM J	LM G	LM	AW A 3	XC N 1◇ 3	LM B	LM J	LM G	LM	LM C
London Euston (EUS)  d			1223		1316			1340				1256						1323
Watford Junction (WFJ) d			1238		1331u													1338
Milton Keynes Central (MKC) d			1308		1352							1338						1408
Northampton (NMP) d			1340									1410						1440
Rugby (RUG) d			1404		1415							1434						1504
Coventry (COV) d			1415		1427	1430		1436				1445						1515
Canley (CNL) d			1418									1448						1518
Tile Hill (THL) d			1422									1452						1522
Berkswell (BKW) d			1426									1456						1526
Hampton-in-Arden (HIA) d			1430									1500						1530
Birmingham International (BHI) a			1433		1436	1439		1445				1503						1533
Birmingham International (BHI) d	1421		1434		1438	1441		1446	1451		1504	1508			1521		1534	
Marston Green (MGN) d	1424								1454						1524			
Lea Hall (LEH) d	1428								1458						1528			
Stechford (SCF) d	1431								1501						1531			
Adderley Park (ADD) d	1434														1534			
Birmingham New Street (BHM)  a	1439		1444		1448	1451		1456	1508		1514	1520		1539			1544	
Birmingham New Street (BHM)  d		1441		1456	1507	1501	1507		1511		1522	1530	1534		1541		1556	
Smethwick Rolfe Street (SMR) d		1447							1517						1547			
Smethwick Galton Bridge (SGB)  d		1450		1503					1520				1541		1550			1603
Sandwell & Dudley (SAD) d		1453					1517		1523		1530				1553			
Dudley Port (DDP) d		1457							1527						1557			
Tipton (TIP) d		1459							1529						1559			
Coseley (CSY) d		1502							1532						1602			
Tame Bridge Parkway (TAB) d																		
Wolverhampton (WVH)  a		1507		1514		1517	1529		1537		1541	1546	1553		1607			1614

NOTES (see introductory pages for explanation of train operator codes and standard symbols)

- a Arrival time
- d Departure time
- u Stops to pick up only
- A To Holyhead
- B To Liverpool Lime Street
- C To Shrewsbury
- E To Edinburgh
- G From Walsall
- H To Glasgow Central
- J To Rugeley Trent Valley
- M To Aberystwyth/Pwllheli
- N From Bristol Temple Meads to Manchester Piccadilly
- Q From Bournemouth to Manchester Piccadilly
- R From Paignton to Manchester Piccadilly

Rugby to Coventry, Birmingham and Wolverhampton

Mondays to Fridays

Operator Days of operation/Notes 1st Class/Reservations/Bus Catering facilities	VT E	XC Q	LM B	VT E	VT	LM J	LM G	LM	AW M	LM C	XC N	LM B	LM J	LM G	LM	LM C	VT H	XC Q
	11R	11◇		11R	11R				11R		11◇						11R	11◇
	⊗	⊗		⊗	⊗				⊗		⊗						⊗	⊗
London Euston (EUS) ⊗ 15 d	1416				1440			1356								1423	1516	
Watford Junction (WFJ) d	1431u														1438			
Milton Keynes Central (MKC) d	1452							1438							1508	1548		
Northampton (NMP) d								1510							1540			
Rugby (RUG) d	1515							1534							1604	1611		
Coventry (COV) d	1527	1530			1536			1545							1615	1627	1630	
Canley (CNL) d								1548							1618			
Tile Hill (THL) d								1552							1622			
Berkswell (BKW) d								1556							1626			
Hampton-in-Arden (HIA) d								1600							1630			
Birmingham International (BHI) a	1536	1539			1545			1603							1633	1636	1639	
Birmingham International (BHI) d	1538	1541			1546	1551		1604	1607				1621		1634	1638	1641	
Marston Green (MGN) d						1554							1624					
Lea Hall (LEH) d						1558							1628					
Stechford (SCF) d						1601							1631					
Adderley Park (ADD) d													1634					
Birmingham New Street (BHM) 12 a	1548	1551		←	1556	1608		1614	1619				1639		1644	1648	1651	
Birmingham New Street (BHM) 12 d	1607	1601	1604	1607			1611		1622	1626	1630	1634		1641		1656	1707	1701
Smethwick Rolfe Street (SMR) d	→						1617							1647			→	
Smethwick Galton Bridge (SGB) 7 d							1620			1633		1641		1650		1703		
Sandwell & Dudley (SAD) d					1617		1623		1630					1653				
Dudley Port (DDP) d							1627							1657				
Tipton (TIP) d							1629							1659				
Coseley (CSY) d							1632							1702				
Tame Bridge Parkway (TAB) d																		
Wolverhampton (WVH) 7 a		1617	1622	1629			1637		1641	1644	1647	1653		1707		1714		1717

Operator Days of operation/Notes 1st Class/Reservations/Bus Catering facilities	LM B	VT H	VT	LM J	LM G	LM	AW S	LM C	VT	XC N	LM B	LM J	LM G	LM	VT	LM C	XC Q	LM B
		11R	11R				⊗		11R	11◇					11R		11◇	
		⊗	⊗				⊗		⊗	⊗					⊗		⊗	
London Euston (EUS) ⊗ 15 d			1536			1456			1610					1523	1616			
Watford Junction (WFJ) d			1551u											1538	1631u			
Milton Keynes Central (MKC) d						1538								1608	1652			
Northampton (NMP) d						1610								1640				
Rugby (RUG) d						1634								1704	1715			
Coventry (COV) d						1645			1706					1715	1727		1730	
Canley (CNL) d						1648								1718				
Tile Hill (THL) d						1652								1722				
Berkswell (BKW) d						1656								1726				
Hampton-in-Arden (HIA) d						1700								1730				
Birmingham International (BHI) a			1645			1703			1715					1733	1736		1739	
Birmingham International (BHI) d			1646	1651		1704	1708		1716			1721		1734	1738		1741	
Marston Green (MGN) d				1654								1724						
Lea Hall (LEH) d				1658								1728						
Stechford (SCF) d				1701								1731						
Adderley Park (ADD) d												1734						
Birmingham New Street (BHM) 12 a		→	1656	1708		1714	1720		1727			1739		1745	1748		1751	
Birmingham New Street (BHM) 12 d	1704	1707				1711		1721	1726		1730	1734		1741		1756	1801	1804
Smethwick Rolfe Street (SMR) d						1717								1747				
Smethwick Galton Bridge (SGB) 7 d						1720			1733		1741			1750		1803		
Sandwell & Dudley (SAD) d						1723		1730						1753				
Dudley Port (DDP) d						1727								1757				
Tipton (TIP) d						1729								1759				
Coseley (CSY) d						1732								1802				
Tame Bridge Parkway (TAB) d																		
Wolverhampton (WVH) 7 a	1722	1729				1737		1741	1744		1747	1753		1807		1814	1817	1822

NOTES (see introductory pages for explanation of train operator codes and standard symbols)

- a Arrival time
- d Departure time
- u Stops to pick up only
- B To Liverpool Lime Street
- C To Shrewsbury
- E To Edinburgh
- G From Walsall
- H To Glasgow Central
- J To Rugeley Trent Valley
- M To Aberystwyth/Pwllheli
- N From Bristol Temple Meads to Manchester Piccadilly
- Q From Bournemouth to Manchester Piccadilly
- S To Llandudno

Rugby to Coventry, Birmingham and Wolverhampton

Mondays to Fridays

Operator Days of operation/Notes 1st Class/Reservations/Bus Catering facilities	VT E	LM J	LM G	LM	AW F	LM C	VT R	XC R	LM B	LM J	LM G	LM	VT R	LM C	XC Q	VT H	LM J	LM G
	1R						1R	1◇					1R		1◇	1R		
	⊗						⊗	⌘					⊗		⌘	⊗		
London Euston (EUS) d	1640			1556			1710					1626	1716			1740		
Watford Junction (WFJ) d													1731u					
Milton Keynes Central (MKC) d				1638								1708	1752					
Northampton (NMP) d				1710								1740						
Rugby (RUG) d				1734								1804	1815					
Coventry (COV) d	1736			1745			1806					1815	1827		1830	1836		
Canley (CNL) d				1748								1818						
Tile Hill (THL) d				1752								1822						
Berkswell (BKW) d				1756								1826						
Hampton-in-Arden (HIA) d				1800								1830						
Birmingham International (BHI) a	1745			1803			1815					1833	1836		1839	1845		
Birmingham International (BHI) d	1746	1751		1804	1808		1816			1821		1834	1838		1841	1846	1851	
Marston Green (MGN) d		1754								1824							1854	
Lea Hall (LEH) d		1758								1828							1858	
Stechford (SCF) d		1801								1831							1901	
Adderley Park (ADD) d										1834								
Birmingham New Street (BHM) a	1756	1808		1814	1820		1827			1839		1845	1848		1851	1856	1907	
Birmingham New Street (BHM) d	1807		1811		1822	1826		1830	1834		1841			1856	1901	1907		1911
Smethwick Rolfe Street (SMR) d			1817								1847							1917
Smethwick Galton Bridge (SGB) d			1820			1833			1841		1850		1903					1920
Sandwell & Dudley (SAD) d	1817		1823		1830						1853					1917		1923
Dudley Port (DDP) d			1827								1857							1927
Tipton (TIP) d			1829								1859							1929
Coseley (CSY) d			1832								1902							1932
Tame Bridge Parkway (TAB) d																		
Wolverhampton (WVH) a	1829		1837		1841	1844		1847	1853		1907			1914	1917	1929		1937






Operator Days of operation/Notes 1st Class/Reservations/Bus Catering facilities	LM	AW K	VT R	LM B	LM J	LM G	LM	VT C	VT	XC Q	LM C	VT R	LM J	LM G	LM	AW F	LM B	VT R
			1R					1R	1R	1◇		1R						1R
			⊗					⊗	⊗	⌘		⊗						⊗
London Euston (EUS) d	1656		1810				1726	1816	1816			1840			1756			1910
Watford Junction (WFJ) d								1831u	1831u									
Milton Keynes Central (MKC) d	1738						1808	1852	1852						1838			
Northampton (NMP) d	1806						1840								1906			
Rugby (RUG) d	1834						1904	1915	1915						1934			
Coventry (COV) d	1845		1906				1915	1927	1927	1930		1936			1945			2006
Canley (CNL) d	1848						1918								1948			
Tile Hill (THL) d	1852						1922								1952			
Berkswell (BKW) d	1856						1926								1956			
Hampton-in-Arden (HIA) d	1900						1930								2000			
Birmingham International (BHI) a	1903		1915				1933	1936	1936	1939		1945			2003			2015
Birmingham International (BHI) d	1904	1908	1916		1921		1934	1938	1938	1941		1946	1951		2004	2008		2016
Marston Green (MGN) d					1924								1954					
Lea Hall (LEH) d					1928								1958					
Stechford (SCF) d					1931								2001					
Adderley Park (ADD) d					1934													
Birmingham New Street (BHM) a	1914	1920	1927		1939		1945	1948	1948	1951		1956	2007		2013	2020		2027
Birmingham New Street (BHM) d		1922		1934		1941		1956		2001	2004	2007		2011		2022	2034	2037
Smethwick Rolfe Street (SMR) d						1947								2017				
Smethwick Galton Bridge (SGB) d				1941		1950					2011			2020			2041	
Sandwell & Dudley (SAD) d		1930				1953						2017		2023		2030		2047
Dudley Port (DDP) d						1957								2027				
Tipton (TIP) d						1959								2029				
Coseley (CSY) d						2002								2032				
Tame Bridge Parkway (TAB) d																		
Wolverhampton (WVH) a		1941		1953		2007		2013		2017	2022	2029		2037		2041	2053	2059






NOTES (see introductory pages for explanation of train operator codes and standard symbols)

- a Arrival time
- d Departure time
- u Stops to pick up only
- B To Liverpool Lime Street
- C To Shrewsbury
- E To Edinburgh
- F To Aberystwyth
- G From Walsall
- H To Glasgow Central
- J To Rugeley Trent Valley
- K To Chester
- Q From Bournemouth to Manchester Piccadilly
- R From Paignton to Manchester Piccadilly

Rugby to Coventry, Birmingham and Wolverhampton

Mondays to Fridays

Operator Days of operation/Notes 1st Class/Reservations/Bus Catering facilities	LM J	LM G	LM	VT 1R X	LM C	XC Q 1◇ T	VT T 1R X	LM J	LM G	LM	AW D	LM B	VT 1R X	LM J	LM G	LM	LM C	XC Q 1◇ T
London Euston (EUS)  d			1826	1916			1940			1856			2006			1923		
Watford Junction (WFJ) d				1931u												1938		
Milton Keynes Central (MKC) d			1908	1952						1938			2037			2008		
Northampton (NMP) d			1940							2010					2040			
Rugby (RUG) d			2004	2015						2034					2104			
Coventry (COV) d			2015	2027		2030	2036			2045			2106		2115			2130
Canley (CNL) d			2018							2048					2118			
Tile Hill (THL) d			2022							2052					2122			
Berkswell (BKW) d			2026							2056					2126			
Hampton-in-Arden (HIA) d			2030							2100					2130			
Birmingham International (BHI) a			2033	2036		2039	2045			2103			2115		2133			2139
Birmingham International (BHI) d	2021		2034	2038		2041	2046	2051		2104	2108		2116	2121	2134			2141
Marston Green (MGN) d	2024							2054						2124				
Lea Hall (LEH) d	2028							2058						2128				
Stechford (SCF) d	2031							2101						2131				
Adderley Park (ADD) d	2034													2134				
Birmingham New Street (BHM)  a	2039		2045	2048		2051	2056	2110		2114	2120		2127	2139	2145			2151
Birmingham New Street (BHM)  d		2041			2056	2101	2107		2111		2122	2134	2137		2141	2156	2201	
Smethwick Rolfe Street (SMR) d		2047							2117						2147			
Smethwick Galton Bridge (SGB)  d		2050			2103				2120			2141			2150	2203		
Sandwell & Dudley (SAD) d		2053					2117		2123		2130		2147		2153			
Dudley Port (DDP) d		2057							2127						2157			
Tipton (TIP) d		2059							2129						2159			
Coseley (CSY) d		2102							2132						2202			
Tame Bridge Parkway (TAB) d																		
Wolverhampton (WVH)  a		2107			2114	2117	2129		2137		2141	2153	2159		2207		2214	2217





















Operator Days of operation/Notes 1st Class/Reservations/Bus Catering facilities	VT 1R X	LM	LM G	LM	LM T	VT 1R X	LM	LM	LM	XC U 1◇	LM C	VT 1R X	LM	LM	LM T	LM	AW C	LM V
London Euston (EUS)  d	2040			1956		2106			2023			2130				2056		
Watford Junction (WFJ) d								2038	2108			2145u				2138		
Milton Keynes Central (MKC) d				2038		2137			2108			2205				2138		
Northampton (NMP) d				2110					2134							2216		
Rugby (RUG) d				2134					2159			2228				2242		
Coventry (COV) d	2136			2145		2206			2215	2228		2239				2254		
Canley (CNL) d				2148					2218							2257		
Tile Hill (THL) d				2152					2222							2301		
Berkswell (BKW) d				2156					2226							2305		
Hampton-in-Arden (HIA) d				2200					2230							2309		
Birmingham International (BHI) a	2145			2203		2215			2233	2237		2248				2312		
Birmingham International (BHI) d	2146	2151		2204		2216		2221	2234	2238		2249		2258		2313	2316	
Marston Green (MGN) d		2154						2224						2301				
Lea Hall (LEH) d		2158						2228						2305				
Stechford (SCF) d		2201						2231						2308				
Adderley Park (ADD) d								2234										
Birmingham New Street (BHM)  a	2156	2211		2215		2227		2242	2243	2249		2302		2315		2324	2328	
Birmingham New Street (BHM)  d	2207		2211		2233	2237	2241				2256	2307	2312		2322		2340	0002
Smethwick Rolfe Street (SMR) d			2217				2247											0008
Smethwick Galton Bridge (SGB)  d			2220		2241		2250				2303			2322	2330			0011
Sandwell & Dudley (SAD) d	2217		2223			2247	2253					2317	2325			2348		0014
Dudley Port (DDP) d			2227				2257						2329					0018
Tipton (TIP) d			2229				2259						2331					0020
Coseley (CSY) d			2232				2302						2334					0023
Tame Bridge Parkway (TAB) d																		
Wolverhampton (WVH)  a	2229		2237		2253	2258	2307				2314	2328	2339		2342		2358	0028

NOTES (see introductory pages for explanation of train operator codes and standard symbols)

- a Arrival time
- d Departure time
- u Stops to pick up only
- B To Liverpool Lime Street
- C To Shrewsbury
- D To Manchester Piccadilly
- G From Walsall
- J To Rugeley Trent Valley
- Q From Bournemouth to Manchester Piccadilly
- T To Crewe
- U From Bournemouth
- V From Rugeley Trent Valley

Rugby to Coventry, Birmingham and Wolverhampton

Mondays to Fridays

Operator Days of operation/Notes 1st Class/Reservations/Bus Catering facilities	LM	VT	VT	VT	VT	VT
		 	 	 	 	 
						
London Euston (EUS)  d	2150	2230	2300	2300	2330	2330
Watford Junction (WFJ) d	2205	2246u	2318u	2318u		
Milton Keynes Central (MKC) d	2235	2329	2359	2359	0029	0029
Northampton (NMP) d	2312					
Rugby (RUG) d	2334	2359	0031	0052	0059	0109
Coventry (COV) d	2345	0011	0041	0102	0111	0120
Canley (CNL) d	2348					
Tile Hill (THL) d	2352					
Berkswell (BKW) d	2356					
Hampton-in-Arden (HIA) d	2359					
Birmingham International (BHI) a	0003	0020	0050	0111	0120	0129
Birmingham International (BHI) d	0004	0021	0052	0112	0121	0131
Marston Green (MGN) d	0007					
Lea Hall (LEH) d	0011					
Stechford (SCF) d	0014					
Adderley Park (ADD) d	0018					
Birmingham New Street (BHM)  a	0023	0033	0102	0122	0132	0142
Birmingham New Street (BHM)  d		0036	0105	0127	0135	0145
Smethwick Rolfe Street (SMR) d						
Smethwick Galton Bridge (SGB)  d						
Sandwell & Dudley (SAD) d						
Dudley Port (DDP) d						
Tipton (TIP) d						
Coseley (CSY) d						
Tame Bridge Parkway (TAB) d						
Wolverhampton (WVH)  a		0103	0131	0154	0202	0212

NOTES (see introductory pages for explanation of train operator codes and standard symbols)

- a Arrival time
- d Departure time
- u Stops to pick up only
- FO Fridays only
- FX Not Fridays

Rugby to Coventry, Birmingham and Wolverhampton

Saturdays

Operator Days of operation/Notes 1st Class/Reservations/Bus Catering facilities	VT A	LM	LM B	XC C	VT D	LM	LM	AW E	XC C	LM	LM F	LM	LM G	LM	LM B	XC C	LM F	VT H			
	1 1			1 1	1 1				1 1							1 1		1 1			
	⊗			⊗	⊗			⊗	⊗							⊗		⊗			
London Euston (EUS)	d																				
Watford Junction (WFJ)	d																				
Milton Keynes Central (MKC)	d																				
Northampton (NMP)	d					0510										0542					
Rugby (RUG)	d					0533										0605					
Coventry (COV)	d		0525			0543						0600				0616					
Canley (CNL)	d					0547						0603				0619					
Tile Hill (THL)	d					0551						0607				0623					
Berkswell (BKW)	d					0554						0611				0627					
Hampton-in-Arden (HIA)	d					0558						0615				0631					
Birmingham International (BHI)	a		0534			0601						0618				0634					
Birmingham International (BHI)	d		0534			0602					0616		0622			0635					
Marston Green (MGN)	d		0538								0619		0625								
Lea Hall (LEH)	d		0541								0623		0629								
Stechford (SCF)	d		0544								0626		0632								
Adderley Park (ADD)	d		0549										0635								
Birmingham New Street (BHM)	a		0555			0612				0632			0640		0645						
Birmingham New Street (BHM)	d	0530		0556	0601	0605		0612	0622	0630		0634			0641		0656	0701	0704	0707	
Smethwick Rolfe Street (SMR)	d							0618					0647								
Smethwick Galton Bridge (SGB)	d			0603				0620				0641			0650		0703				
Sandwell & Dudley (SAD)	d					0617c		0623	0630						0653					0717	
Dudley Port (DDP)	d							0627							0657						
Tipton (TIP)	d							0629							0659						
Coseley (CSY)	d							0632							0702						
Tame Bridge Parkway (TAB)	d																				
Wolverhampton (WVH)	a	0547		0614	0617	0629		0637	0641	0647			0653		0707			0714	0717	0721	0729

Operator Days of operation/Notes 1st Class/Reservations/Bus Catering facilities	LM J	LM	LM	AW A	XC C	LM F	LM J	LM G	LM	LM B	VT D	XC K	LM F	VT D	LM J	LM G	LM	AW L		
				1 1	1 1						1 1	1 1		1 1				1 1		
				⊗	⊗						⊗	⊗		⊗				⊗		
London Euston (EUS)	d										0616							0539		
Watford Junction (WFJ)	d										0631u							0558		
Milton Keynes Central (MKC)	d										0652							0641		
Northampton (NMP)	d			0611						0642								0710		
Rugby (RUG)	d			0635						0704		0715						0734		
Coventry (COV)	d			0646						0715		0727	0730					0745		
Canley (CNL)	d			0650						0718								0748		
Tile Hill (THL)	d			0654						0722								0752		
Berkswell (BKW)	d			0657						0726								0756		
Hampton-in-Arden (HIA)	d			0701						0730								0800		
Birmingham International (BHI)	a			0704						0733		0736	0739					0803		
Birmingham International (BHI)	d	0652		0705	0708			0721		0734		0738	0741			0752		0803	0808	
Marston Green (MGN)	d	0655						0724								0755		0807		
Lea Hall (LEH)	d	0659						0728								0759				
Stechford (SCF)	d	0702						0731								0802				
Adderley Park (ADD)	d	0705						0734												
Birmingham New Street (BHM)	a	0711		0714	0720			0739		0744		0748	0751		0808		0815	0820		
Birmingham New Street (BHM)	d		0711		0722	0726	0734		0741		0756	0807	0801	0804	0807		0811		0822	
Smethwick Rolfe Street (SMR)	d		0717					0747									0817			
Smethwick Galton Bridge (SGB)	d		0720				0741		0750		0803						0820			
Sandwell & Dudley (SAD)	d		0723		0730			0753						0817			0823		0830	
Dudley Port (DDP)	d		0727					0757									0827			
Tipton (TIP)	d		0729					0759									0829			
Coseley (CSY)	d		0732					0802									0832			
Tame Bridge Parkway (TAB)	d																			
Wolverhampton (WVH)	a		0737		0741	0744	0753		0807			0814		0817	0821	0829		0837		0841

NOTES (see introductory pages for explanation of train operator codes and standard symbols)

- a Arrival time
- d Departure time
- u Stops to pick up only
- c Arrives 4 minutes earlier
- A To Holyhead
- B To Shrewsbury
- C To Manchester Piccadilly
- D To Edinburgh
- E To Aberystwyth
- F To Liverpool Lime Street
- G From Walsall
- H To Glasgow Central
- J To Rugeley Trent Valley
- K From Southampton Central to Manchester Piccadilly
- L To Aberystwyth/Pwllheli

Rugby to Coventry, Birmingham and Wolverhampton

Saturdays

Operator Days of operation/Notes 1st Class/Reservations/Bus Catering facilities	VT 1 1 X	XC M 1 1 X	LM F	LM J	LM G	LM B	VT N 1 1 X	XC K 1 1 X	LM F	VT N 1 1 X	LM J	LM G	LM	AW A 1 1	VT 1 1 X	XC M 1 1 X	LM F
London Euston (EUS) d	0710				0621		0716										0810
Watford Junction (WFJ) d					0636		0731u										
Milton Keynes Central (MKC) d					0705		0752						0738				
Northampton (NMP) d					0740								0810				
Rugby (RUG) d					0804		0815						0834				
Coventry (COV) d	0806				0815		0827	0830					0845		0906		
Canley (CNL) d					0818								0848				
Tile Hill (THL) d					0822								0852				
Berkswell (BKW) d					0826								0856				
Hampton-in-Arden (HIA) d					0830								0900				
Birmingham International (BHI) a	0815				0833		0836	0839					0903		0915		
Birmingham International (BHI) d	0816			0821		0834		0838	0841			0852		0904	0908	0916	
Marston Green (MGN) d				0824								0855					
Lea Hall (LEH) d				0828								0859					
Stechford (SCF) d				0831								0902					
Adderley Park (ADD) d				0834													
Birmingham New Street (BHM) a	0827			0839		0845		0848	0851		0908		0914	0920	0927		
Birmingham New Street (BHM) d		0830	0834		0841		0856	0907	0901	0904	0907		0911		0922		0930
Smethwick Rolfe Street (SMR) d					0847								0917				
Smethwick Galton Bridge (SGB) d			0841		0850		0903						0920				0941
Sandwell & Dudley (SAD) d					0853							0917	0923		0930		
Dudley Port (DDP) d					0857								0927				
Tipton (TIP) d					0859								0929				
Coseley (CSY) d					0902								0932				
Tame Bridge Parkway (TAB) d																	
Wolverhampton (WVH) a		0846	0853		0907		0914		0917	0921	0929		0937		0941		0946









Operator Days of operation/Notes 1st Class/Reservations/Bus Catering facilities	LM J	LM G	LM	VT 1 1 X	LM B	XC P 1 1 X	LM F	VT D 1 1 X	LM J	LM G	LM	AW L 1 1 X	VT 1 1 X	XC M 1 1 X	LM F	LM J	LM G	LM
London Euston (EUS) d			0723	0816				0840				0756		0910				0823
Watford Junction (WFJ) d			0738	0831u														0838
Milton Keynes Central (MKC) d			0808	0852								0838						0908
Northampton (NMP) d			0840									0910						0940
Rugby (RUG) d			0904	0915								0934						1004
Coventry (COV) d			0915	0927		0930		0936				0945		1006				1015
Canley (CNL) d			0918									0948						1018
Tile Hill (THL) d			0922									0952						1022
Berkswell (BKW) d			0926									0956						1026
Hampton-in-Arden (HIA) d			0930									1000						1030
Birmingham International (BHI) a			0933	0936		0939		0945				1003		1015				1033
Birmingham International (BHI) d	0921		0934	0938		0941		0946	0952		1004	1008	1016			1021		1034
Marston Green (MGN) d	0924								0955							1024		
Lea Hall (LEH) d	0928								0959							1028		
Stechford (SCF) d	0931								1002							1031		
Adderley Park (ADD) d	0934															1034		
Birmingham New Street (BHM) a	0939		0945	0948		0951		0956	1008		1014	1020	1027		1039			1045
Birmingham New Street (BHM) d		0941			0956	1001	1004	1007		1011		1022		1030	1034			1041
Smethwick Rolfe Street (SMR) d		0947								1017								1047
Smethwick Galton Bridge (SGB) d		0950			1003					1020					1041			1050
Sandwell & Dudley (SAD) d		0953						1017		1023		1030						1053
Dudley Port (DDP) d		0957								1027								1057
Tipton (TIP) d		0959								1029								1059
Coseley (CSY) d		1002								1032								1102
Tame Bridge Parkway (TAB) d																		
Wolverhampton (WVH) a		1007			1014	1017	1021	1029		1037		1041		1046	1053			1107









NOTES (see introductory pages for explanation of train operator codes and standard symbols)

- a Arrival time
- d Departure time
- u Stops to pick up only
- A To Holyhead
- B To Shrewsbury
- D To Edinburgh
- F To Liverpool Lime Street
- G From Walsall
- J To Rugeley Trent Valley
- K From Southampton Central to Manchester Piccadilly
- L To Aberystwyth/Pwllheli
- M From Bristol Temple Meads to Manchester Piccadilly
- N To Blackpool North
- P From Bournemouth to Manchester Piccadilly

Rugby to Coventry, Birmingham and Wolverhampton

Saturdays

Operator Days of operation/Notes 1st Class/Reservations/Bus Catering facilities	LM B	VT H 11R 11	XC P 11 11	LM F	VT H 11R 11	VT 11R 11	LM J	LM G	LM	AW A	XC M 11 11	LM F	LM J	LM G	LM	LM B	VT D 11R 11	XC P 11 11
London Euston (EUS)  d		0916				0940			0856						0923		1016	
Watford Junction (WFJ) d		0931u													0938		1031u	
Milton Keynes Central (MKC) d		0952							0938						1008		1052	
Northampton (NMP) d									1010						1040			
Rugby (RUG) d		1015							1034						1104		1115	
Coventry (COV) d		1027	1030			1036			1045						1115		1127	1130
Canley (CNL) d									1048						1118			
Tile Hill (THL) d									1052						1122			
Berkswell (BKW) d									1056						1126			
Hampton-in-Arden (HIA) d									1100						1130			
Birmingham International (BHI) a		1036	1039			1045			1103						1133		1136	1139
Birmingham International (BHI) d		1038	1041			1046	1052		1104	1108			1121		1134		1138	1141
Marston Green (MGN) d							1055						1124					
Lea Hall (LEH) d							1059						1128					
Stechford (SCF) d							1102						1131					
Adderley Park (ADD) d													1134					
Birmingham New Street (BHM)  a		1048	1051			1056	1108		1115	1120			1139		1145		1148	1151
Birmingham New Street (BHM)  d	1056	1107	1101	1104	1107			1111		1122	1130	1134		1141		1156	1207	1201
Smethwick Rolfe Street (SMR) d								1117						1147				
Smethwick Galton Bridge (SGB)  d	1103							1120				1141		1150		1203		
Sandwell & Dudley (SAD) d					1117			1123		1130				1153				
Dudley Port (DDP) d								1127						1157				
Tipton (TIP) d								1129						1159				
Coseley (CSY) d								1132						1202				
Tame Bridge Parkway (TAB) d																		
Wolverhampton (WVH)  a	1114		1117	1121	1129			1137		1141	1146	1153		1207		1214		1217

Operator Days of operation/Notes 1st Class/Reservations/Bus Catering facilities	LM F	VT D 11R 11	VT 11R 11	LM J	LM G	LM	AW L 11 11	XC M 11 11	LM F	LM J	LM G	LM	LM B	VT N 11R 11	XC P 11 11	LM F	VT N 11R 11	VT 11R 11
London Euston (EUS)  d			1040			0956						1023		1116				1140
Watford Junction (WFJ) d												1038		1131u				
Milton Keynes Central (MKC) d						1038						1108		1152				
Northampton (NMP) d						1110						1140						
Rugby (RUG) d						1134						1204		1215				
Coventry (COV) d			1136			1145						1215		1227	1230			1236
Canley (CNL) d						1148						1218						
Tile Hill (THL) d						1152						1222						
Berkswell (BKW) d						1156						1226						
Hampton-in-Arden (HIA) d						1200						1230						
Birmingham International (BHI) a			1145			1203						1233		1236	1239			1245
Birmingham International (BHI) d			1146	1152		1204	1208			1221		1234		1238	1241			1246
Marston Green (MGN) d				1155						1224								
Lea Hall (LEH) d				1159						1228								
Stechford (SCF) d				1202						1231								
Adderley Park (ADD) d										1234								
Birmingham New Street (BHM)  a			1156	1208		1214	1220			1239		1245		1248	1251			1256
Birmingham New Street (BHM)  d	1204	1207			1211		1222	1230	1234		1241		1256	1307	1301	1304	1307	
Smethwick Rolfe Street (SMR) d					1217					1247			1256					
Smethwick Galton Bridge (SGB)  d					1220				1241		1250		1303					
Sandwell & Dudley (SAD) d		1217			1223		1230			1253							1317	
Dudley Port (DDP) d					1227					1257								
Tipton (TIP) d					1229					1259								
Coseley (CSY) d					1232					1302								
Tame Bridge Parkway (TAB) d																		
Wolverhampton (WVH)  a	1221	1229			1237		1241	1246	1253		1307		1314		1317	1321	1329	

NOTES (see introductory pages for explanation of train operator codes and standard symbols)

- a Arrival time
- d Departure time
- u Stops to pick up only
- A To Holyhead
- B To Shrewsbury
- D To Edinburgh
- F To Liverpool Lime Street
- G From Walsall
- H To Glasgow Central
- J To Rugeley Trent Valley
- L To Aberystwyth/Pwllheli
- M From Bristol Temple Meads to Manchester Piccadilly
- N To Blackpool North
- P From Bournemouth to Manchester Piccadilly

Rugby to Coventry, Birmingham and Wolverhampton

Saturdays

Operator Days of operation/Notes 1st Class/Reservations/Bus Catering facilities	LM J	LM G	LM	AW A	XC Q 1◇ ⚡	LM F	LM J	LM G	LM	LM B	VT D 1R ⊗	XC P 1◇ ⚡	LM F	VT D 1R ⊗	VT	LM J	LM G	LM
London Euston (EUS)	15	d	1056						1123		1216				1240			1156
Watford Junction (WFJ)		d							1138		1231u							
Milton Keynes Central (MKC)		d	1138						1208		1252							1238
Northampton (NMP)		d	1210						1240									1310
Rugby (RUG)		d	1234						1304		1315							1334
Coventry (COV)		d	1245						1315		1327	1330			1336			1345
Canley (CNL)		d	1248						1318									1348
Tile Hill (THL)		d	1252						1322									1352
Berkswell (BKW)		d	1256						1326									1356
Hampton-in-Arden (HIA)		d	1300						1330									1400
Birmingham International (BHI)		a	1303						1333		1336	1339			1345			1403
Birmingham International (BHI)		d	1252	1304	1308			1321	1334		1338	1341			1346	1352		1404
Marston Green (MGN)		d	1255					1324								1355		
Lea Hall (LEH)		d	1259					1328								1359		
Stechford (SCF)		d	1302					1331								1402		
Adderley Park (ADD)		d						1334										
Birmingham New Street (BHM)	12	a	1308	1314	1320			1339	1345		1348	1351		1356	1408			1414
Birmingham New Street (BHM)	12	d	1311		1322	1330	1334		1341	1356	1407	1401	1404	1407				1411
Smethwick Rolfe Street (SMR)		d	1317					1347			1403							1417
Smethwick Galton Bridge (SGB)	7	d	1320				1341	1350		1403								1420
Sandwell & Dudley (SAD)		d	1323	1330				1353						1417				1423
Dudley Port (DDP)		d	1327					1357										1427
Tipton (TIP)		d	1329					1359										1429
Coseley (CSY)		d	1332					1402										1432
Tame Bridge Parkway (TAB)		d																
Wolverhampton (WVH)	7	a	1337	1341	1346	1353		1407	1414		1417	1421	1429					1437

Operator Days of operation/Notes 1st Class/Reservations/Bus Catering facilities	AW L	XC M 1◇ ⚡	LM F	LM J	LM G	LM	LM B	VT H 1R ⊗	XC P 1◇ ⚡	LM F	VT H 1R ⊗	VT	LM J	LM G	LM	AW A R	XC M 1◇ ⚡	LM F	
London Euston (EUS)	15	d				1223		1316				1340			1256				
Watford Junction (WFJ)		d				1238		1331u											
Milton Keynes Central (MKC)		d				1308		1352							1338				
Northampton (NMP)		d				1340									1410				
Rugby (RUG)		d				1404		1415							1434				
Coventry (COV)		d				1415		1427	1430			1436			1445				
Canley (CNL)		d				1418									1448				
Tile Hill (THL)		d				1422									1452				
Berkswell (BKW)		d				1426									1456				
Hampton-in-Arden (HIA)		d				1430									1500				
Birmingham International (BHI)		a				1433		1436	1439			1445			1503				
Birmingham International (BHI)		d	1408		1421	1434		1438	1441			1446	1452		1504	1508			
Marston Green (MGN)		d			1424								1455						
Lea Hall (LEH)		d			1428								1459						
Stechford (SCF)		d			1431								1502						
Adderley Park (ADD)		d			1434														
Birmingham New Street (BHM)	12	a	1420		1439	1444		1448	1451		1456	1508		1514	1520				
Birmingham New Street (BHM)	12	d	1422	1430	1434		1441	1447	1456	1501	1504	1507		1511		1522	1530	1534	
Smethwick Rolfe Street (SMR)		d			1441		1450	1503						1517					
Smethwick Galton Bridge (SGB)	7	d			1441		1450							1520				1541	
Sandwell & Dudley (SAD)		d	1430			1453					1517			1523		1530			
Dudley Port (DDP)		d				1457								1527					
Tipton (TIP)		d				1459								1529					
Coseley (CSY)		d				1502								1532					
Tame Bridge Parkway (TAB)		d																	
Wolverhampton (WVH)	7	a	1441	1446	1453		1507		1514		1517	1521	1529		1537		1541	1546	1553

NOTES (see introductory pages for explanation of train operator codes and standard symbols)

- a Arrival time
- d Departure time
- u Stops to pick up only
- A To Holyhead
- B To Shrewsbury
- D To Edinburgh
- F To Liverpool Lime Street
- G From Walsall
- H To Glasgow Central
- J To Rugeley Trent Valley
- L To Aberystwyth/Pwllheli
- M From Bristol Temple Meads to Manchester Piccadilly
- P From Bournemouth to Manchester Piccadilly
- Q From Paignton to Manchester Piccadilly

Rugby to Coventry, Birmingham and Wolverhampton

Saturdays

Operator Days of operation/Notes 1st Class/Reservations/Bus Catering facilities	LM J	LM G	LM	LM B	VT D Ⓜ Ⓜ	XC P Ⓜ Ⓜ	LM F	VT D Ⓜ Ⓜ	VT	LM J	LM G	LM	AW L	XC M Ⓜ Ⓜ	LM F	LM J	LM G	LM	
London Euston (EUS) ⓂⓂ d			1323		1416							1356							1423
Watford Junction (WFJ) d			1338		1431u														1438
Milton Keynes Central (MKC) d			1408		1452							1438							1508
Northampton (NMP) d			1440									1510							1540
Rugby (RUG) d			1504		1515							1534							1604
Coventry (COV) d			1515		1527	1530					1536	1545							1615
Canley (CNL) d			1518									1548							1618
Tile Hill (THL) d			1522									1552							1622
Berkswell (BKW) d			1526									1556							1626
Hampton-in-Arden (HIA) d			1530									1600							1630
Birmingham International (BHI) a			1533		1536	1539					1545	1603							1633
Birmingham International (BHI) d	1521		1534		1538	1541				1546	1552	1604	1608				1621		1634
Marston Green (MGN) d	1524										1555						1624		
Lea Hall (LEH) d	1528										1559						1628		
Stechford (SCF) d	1531										1602						1631		
Adderley Park (ADD) d	1534																1634		
Birmingham New Street (BHM) ⓂⓂ a	1539		1544		1548	1551		←	1556	1608		1614	1620			1639		1644	
Birmingham New Street (BHM) ⓂⓂ d		1541		1556	1607	1601	1604	1607			1611	1622	1630	1634			1641		1641
Smethwick Rolfe Street (SMR) d		1547			→						1617						1647		1647
Smethwick Galton Bridge (SGB) Ⓜ d		1550		1603							1620			1641			1650		1650
Sandwell & Dudley (SAD) d		1553						1617			1623	1630					1653		1653
Dudley Port (DDP) d		1557									1627						1657		1657
Tipton (TIP) d		1559									1629						1659		1659
Coseley (CSY) d		1602									1632						1702		1702
Tame Bridge Parkway (TAB) d																			
Wolverhampton (WVH) ⓂⓂ a		1607		1614		1617	1621	1629			1637		1641	1646	1653		1707		

Operator Days of operation/Notes 1st Class/Reservations/Bus Catering facilities	LM B	VT H Ⓜ Ⓜ	XC P Ⓜ Ⓜ	LM F	VT H Ⓜ Ⓜ	VT	LM J	LM G	LM	AW A	XC Q Ⓜ Ⓜ	LM F	LM J	LM G	LM	VT Ⓜ Ⓜ	LM B	XC P Ⓜ Ⓜ	
London Euston (EUS) ⓂⓂ d		1516				1540			1456						1523	1616			
Watford Junction (WFJ) d		1531u													1538	1631u			
Milton Keynes Central (MKC) d		1552							1538						1608	1652			
Northampton (NMP) d									1610						1640				
Rugby (RUG) d		1615							1634						1704	1715			
Coventry (COV) d		1627	1630			1636			1645						1715	1727			1730
Canley (CNL) d									1648						1718				
Tile Hill (THL) d									1652						1722				
Berkswell (BKW) d									1656						1726				
Hampton-in-Arden (HIA) d									1700						1730				
Birmingham International (BHI) a		1636	1639			1645			1703						1733	1736			1739
Birmingham International (BHI) d		1638	1641			1646	1652		1704	1708			1721		1734	1738			1741
Marston Green (MGN) d							1655						1724						
Lea Hall (LEH) d							1659						1728						
Stechford (SCF) d							1702						1731						
Adderley Park (ADD) d													1734						
Birmingham New Street (BHM) ⓂⓂ a		1648	1651		←	1656	1708		1714	1720			1739		1744	1748			1751
Birmingham New Street (BHM) ⓂⓂ d	1656	1707	1701	1704	1707			1711		1722	1730	1734		1741			1756		1801
Smethwick Rolfe Street (SMR) d		→						1717						1747					
Smethwick Galton Bridge (SGB) Ⓜ d	1703							1720				1741		1750			1803		
Sandwell & Dudley (SAD) d					1717			1723		1730				1753					
Dudley Port (DDP) d								1727						1757					
Tipton (TIP) d								1729						1759					
Coseley (CSY) d								1732						1802					
Tame Bridge Parkway (TAB) d																			
Wolverhampton (WVH) ⓂⓂ a	1714		1717	1721	1729			1737		1741	1746	1753		1807			1814		1817

NOTES (see introductory pages for explanation of train operator codes and standard symbols)

- a Arrival time
- d Departure time
- u Stops to pick up only
- A To Holyhead
- B To Shrewsbury
- D To Edinburgh
- F To Liverpool Lime Street
- G From Walsall
- H To Glasgow Central
- J To Rugeley Trent Valley
- L To Aberystwyth/Pwllheli
- M From Bristol Temple Meads to Manchester Piccadilly
- P From Bournemouth to Manchester Piccadilly
- Q From Paignton to Manchester Piccadilly

Rugby to Coventry, Birmingham and Wolverhampton

Saturdays

Operator Days of operation/Notes 1st Class/Reservations/Bus Catering facilities	LM F	VT D 1R X	LM J	LM G	LM	AW L	VT 1R X	XC M 1◇ A	LM F	LM J	LM G	LM	VT 1R X	LM B	XC P 1◇ A	VT R 1R X	LM J	LM G
London Euston (EUS) 15 d		1640			1556		1710					1623	1716			1740		
Watford Junction (WFJ) d												1638	1731u					
Milton Keynes Central (MKC) d					1638							1708	1752					
Northampton (NMP) d					1710							1740						
Rugby (RUG) d					1734							1804	1815					
Coventry (COV) d		1736			1745		1806					1815	1827		1830	1836		
Canley (CNL) d					1748							1818						
Tile Hill (THL) d					1752							1822						
Berkswell (BKW) d					1756							1826						
Hampton-in-Arden (HIA) d					1800							1830						
Birmingham International (BHI) a		1745			1803		1815					1833	1836		1839	1845		
Birmingham International (BHI) d		1746	1752		1804	1808	1816			1821		1834	1838		1841	1846	1852	
Marston Green (MGN) d			1755							1824							1855	
Lea Hall (LEH) d			1759							1828							1859	
Stechford (SCF) d			1802							1831							1902	
Adderley Park (ADD) d										1834							1902	
Birmingham New Street (BHM) 12 a		1756	1808		1814	1820	1827			1839		1844	1848		1851	1856	1908	
Birmingham New Street (BHM) 12 d	1804	1807		1811		1822		1830	1834		1841			1856	1901	1907		1911
Smethwick Rolfe Street (SMR) d				1817							1847							1917
Smethwick Galton Bridge (SGB) 7 d				1820					1841		1850			1903				1920
Sandwell & Dudley (SAD) d		1817		1823		1830					1853					1917		1923
Dudley Port (DDP) d				1827							1857							1927
Tipton (TIP) d				1829							1859							1929
Coseley (CSY) d				1832							1902							1932
Tame Bridge Parkway (TAB) d																		
Wolverhampton (WVH) 7 a	1821	1829		1837		1841		1846	1853		1907			1914	1917	1929		1937

Operator Days of operation/Notes 1st Class/Reservations/Bus Catering facilities	LM	AW S	LM F	VT 1R X	LM J	LM G	LM	VT B 1R X	XC P 1◇ A	LM B	VT T 1R X	LM J	LM G	LM	AW E	LM F	VT 1R X	LM J	
London Euston (EUS) 15 d	1656			1810			1723	1816			1840			1756			1910		
Watford Junction (WFJ) d							1738	1831u											
Milton Keynes Central (MKC) d	1738						1808	1852						1838					
Northampton (NMP) d	1810						1840							1910					
Rugby (RUG) d	1834						1904	1915						1934					
Coventry (COV) d	1845			1906			1915	1927	1930		1936			1945			2006		
Canley (CNL) d	1848						1918							1948					
Tile Hill (THL) d	1852						1922							1952					
Berkswell (BKW) d	1856						1926							1956					
Hampton-in-Arden (HIA) d	1900						1930							2000					
Birmingham International (BHI) a	1903			1915			1933	1936	1939		1945			2003			2015		
Birmingham International (BHI) d	1904	1908		1916	1921		1934	1938	1941		1946	1952		2004	2008		2016	2021	
Marston Green (MGN) d					1924							1955						2024	
Lea Hall (LEH) d					1928							1959						2028	
Stechford (SCF) d					1931							2002						2031	
Adderley Park (ADD) d					1934													2034	
Birmingham New Street (BHM) 12 a	1914	1920		1926	1939		1944	1948	1951		1956	2008		2014	2021		2027	2040	
Birmingham New Street (BHM) 12 d		1922	1934	1937		1941		1956	2001	2004	2007		2011		2022	2034	2037		
Smethwick Rolfe Street (SMR) d			1941			1950				2011			2020			2041			
Smethwick Galton Bridge (SGB) 7 d						1953					2017		2023		2030		2047		
Sandwell & Dudley (SAD) d		1930		1947		1957							2027						
Dudley Port (DDP) d						1959							2029						
Tipton (TIP) d						2002							2032						
Coseley (CSY) d																			
Tame Bridge Parkway (TAB) d																			
Wolverhampton (WVH) 7 a		1941	1953	1959		2007		2013	2017	2022	2029		2037		2041	2053	2059		

NOTES (see introductory pages for explanation of train operator codes and standard symbols)

- a Arrival time
- d Departure time
- u Stops to pick up only
- B To Shrewsbury
- D To Edinburgh
- E To Aberystwyth
- F To Liverpool Lime Street
- G From Walsall
- J To Rugeley Trent Valley
- L To Aberystwyth/Pwllheli
- M From Bristol Temple Meads to Manchester Piccadilly
- P From Bournemouth to Manchester Piccadilly
- R To Preston
- S To Chester
- T To Crewe

Rugby to Coventry, Birmingham and Wolverhampton

Saturdays

Operator Days of operation/Notes 1st Class/Reservations/Bus Catering facilities	LM G	LM	VT 11 12 13	LM B	XC P 11 12 13	VT T 11 12 13	LM J	LM G	LM	AW C	LM T	LM J	LM G	LM	LM B	XC P 11 12 13	LM	LM G
London Euston (EUS)	d	1823	1916			1934			1856					1920			1946	
Watford Junction (WFJ)	d	1838	1931u											1935				
Milton Keynes Central (MKC)	d	1908	1952						1938					2008			2032	
Northampton (NMP)	d	1940							2010					2040			2103	
Rugby (RUG)	d	2004	2015						2034					2104			2125	
Coventry (COV)	d	2015	2027		2030	2036			2045					2115	2130		2135	
Canley (CNL)	d	2018							2048					2118			2139	
Tile Hill (THL)	d	2022							2052					2122			2143	
Berkswell (BKW)	d	2026							2056					2126			2146	
Hampton-in-Arden (HIA)	d	2030							2100					2130			2150	
Birmingham International (BHI)	a	2033	2036		2039	2045			2103					2133	2139		2153	
Birmingham International (BHI)	d	2034	2038		2041	2046	2052		2104	2108		2121		2134		2141	2154	
Marston Green (MGN)	d						2055					2124						
Lea Hall (LEH)	d						2059					2128						
Stechford (SCF)	d						2102					2131						
Adderley Park (ADD)	d											2134						
Birmingham New Street (BHM)	a	2044	2047		2051	2056	2108		2114	2120		2139		2148		2151	2202	
Birmingham New Street (BHM)	d	2041		2056	2101	2107		2111		2122	2134		2141		2156	2201		2211
Smethwick Rolfe Street (SMR)	d	2047						2117					2147					2217
Smethwick Galton Bridge (SGB)	d	2050		2103				2120			2141		2150		2203			2220
Sandwell & Dudley (SAD)	d	2053				2117		2123		2130			2153					2223
Dudley Port (DDP)	d	2057						2127					2157					2227
Tipton (TIP)	d	2059						2129					2159					2229
Coseley (CSY)	d	2102						2132					2202					2232
Tame Bridge Parkway (TAB)	d																	
Wolverhampton (WVH)	a	2107		2114	2117	2129		2137		2141	2153		2207		2214	2217		2237






Operator Days of operation/Notes 1st Class/Reservations/Bus Catering facilities	VT 11 12 13	LM J	LM T	AW T	LM	LM G	LM	VT 11 12 13	XC U 11 12 13	LM B	LM	LM	LM	VT 11 12 13	LM	AW B	LM	VT 11 12 13	
London Euston (EUS)	d	2025					2021	2104					2039		2123	2109			2142
Watford Junction (WFJ)	d	2041u					2037						2054	2139u	2128				2158u
Milton Keynes Central (MKC)	d	2114					2108	2151					2140	2218	2213				2232
Northampton (NMP)	d						2140						2205	2231	2231				
Rugby (RUG)	d	2136					2204	2215					2228		2241	2253			2258
Coventry (COV)	d	2148					2215	2227	2230				2240		2252	2303			2309
Canley (CNL)	d						2218						2243						
Tile Hill (THL)	d						2222						2247						
Berkswell (BKW)	d						2226						2251						
Hampton-in-Arden (HIA)	d						2230						2255						
Birmingham International (BHI)	a	2157					2233	2236	2239				2258		2301	2312			2318
Birmingham International (BHI)	d	2159	2202		2221		2234	2237	2240		2246	2258		2303	2313				2319
Marston Green (MGN)	d		2205		2224						2249								
Lea Hall (LEH)	d		2209		2228						2253								
Stechford (SCF)	d		2212		2231						2256								
Adderley Park (ADD)	d		2215		2234						2259								
Birmingham New Street (BHM)	a	2209	2221		2241		2243	2247	2250		2306	2311		2315	2322				2329
Birmingham New Street (BHM)	d	2218		2233	2237	2241	2247	2250		2256			2311	2320		2335	2340	2343	
Smethwick Rolfe Street (SMR)	d			2240		2250				2303			2317				2346		
Smethwick Galton Bridge (SGB)	d					2250							2320				2348		
Sandwell & Dudley (SAD)	d	2228				2253		2301					2323	2330			2351	2356	
Dudley Port (DDP)	d					2257							2327				2355		
Tipton (TIP)	d					2259							2329				2357		
Coseley (CSY)	d					2302							2332				2359		
Tame Bridge Parkway (TAB)	d																		
Wolverhampton (WVH)	a	2240		2252	2256	2307		2311		2314			2337	2342		2355	0005	0008	

NOTES (see introductory pages for explanation of train operator codes and standard symbols)

- a Arrival time
- d Departure time
- u Stops to pick up only
- B To Shrewsbury
- C To Manchester Piccadilly
- G From Walsall
- J To Rugeley Trent Valley
- P From Bournemouth to Manchester Piccadilly
- T To Crewe
- U From Bournemouth

Rugby to Coventry, Birmingham and Wolverhampton

Saturdays

	Operator	LM
London Euston (EUS)	 d	2127
Watford Junction (WFJ)	d	2143
Milton Keynes Central (MKC)	d	2227
Northampton (NMP)	d	2254
Rugby (RUG)	d	2316
Coventry (COV)	d	2327
Canley (CNL)	d	2330
Tile Hill (THL)	d	2334
Berkswell (BKW)	d	2338
Hampton-in-Arden (HIA)	d	2342
Birmingham International (BHI)	a	2345
Birmingham International (BHI)	d	2345
Marston Green (MGN)	d	2349
Lea Hall (LEH)	d	2352
Stechford (SCF)	d	2355
Adderley Park (ADD)	d	2359
Birmingham New Street (BHM)	 a	0003
Birmingham New Street (BHM)	 d	
Smethwick Rolfe Street (SMR)	d	
Smethwick Galton Bridge (SGB)	 d	
Sandwell & Dudley (SAD)	d	
Dudley Port (DDP)	d	
Tipton (TIP)	d	
Coseley (CSY)	d	
Tame Bridge Parkway (TAB)	d	
Wolverhampton (WVH)	 a	

NOTES (see introductory pages for explanation of train operator codes and standard symbols)

- a Arrival time
d Departure time

Rugby to Coventry, Birmingham and Wolverhampton

Sundays

Operator Days of operation/Notes 1st Class/Reservations/Bus Catering facilities	LM A	LM	VT B 1R X	XC C 1D K	VT D 1R X	LM	LM	LM E	LM	LM A	XC C 1D K	VT F 1R X	LM	LM G	AW H	LM E	LM J	LM
London Euston (EUS) 15 d												0748	0724					
Watford Junction (WFJ) d												0803u	0744					
Milton Keynes Central (MKC) d												0845	0829					
Northampton (NMP) d													0906					0933
Rugby (RUG) d									0857			0923	0928					0956
Coventry (COV) d						0834			0908			0934	0938					1006
Canley (CNL) d						0837							0942					1010
Tile Hill (THL) d						0841			0914				0946					1014
Berkswell (BKW) d						0845							0949					1017
Hampton-in-Arden (HIA) d						0849							0953					1021
Birmingham International (BHI) a						0852			0920			0943	0956					1024
Birmingham International (BHI) d						0852			0921			0945	0957		1006		1021	1025
Marston Green (MGN) d						0856			0924				1000				1024	1028
Lea Hall (LEH) d						0859			0928								1028	1032
Stechford (SCF) d						0902			0931								1031	1035
Adderley Park (ADD) d						0906			0934								1034	1038
Birmingham New Street (BHM) 12 a						0910			0939			0955	1008		1017		1039	1043
Birmingham New Street (BHM) 12 d	0825	0828	0845	0901	0907		0911	0932		0956	1001	1007		1011	1022	1034		
Smethwick Rolfe Street (SMR) d		0834					0917							1017				
Smethwick Galton Bridge (SGB) 7 d	0832	0837					0920	0938		1002				1020		1040		
Sandwell & Dudley (SAD) d		0839			0917		0923					1017		1023	1030			
Dudley Port (DDP) d		0843					0927							1027				
Tipton (TIP) d		0845					0929							1029				
Coseley (CSY) d		0849					0932							1032				
Tame Bridge Parkway (TAB) d																		
Wolverhampton (WVH) 7 a	0843	0854	0903	0917	0929		0937	0950		1013	1017	1029		1037	1041	1052		

Operator Days of operation/Notes 1st Class/Reservations/Bus Catering facilities	LM A	VT D 1R X	XC K 1D K	VT D 1R X	LM	LM G	AW L	LM E	LM J	LM	LM A	VT F 1R X	XC M 1D K	VT F 1R X	LM	LM G	AW H	LM E
London Euston (EUS) 15 d		0850			0824							0952			0925			
Watford Junction (WFJ) d		0906u			0844							1007u			0945			
Milton Keynes Central (MKC) d		0939			0929							1040			1030			
Northampton (NMP) d					0959					1042					1100			
Rugby (RUG) d		1015			1022					1104		1115			1123			
Coventry (COV) d		1027	1030		1033					1115		1127	1130		1134			
Canley (CNL) d					1036					1118					1137			
Tile Hill (THL) d					1040					1122					1141			
Berkswell (BKW) d					1044					1126					1145			
Hampton-in-Arden (HIA) d					1048					1130					1149			
Birmingham International (BHI) a		1036	1039		1051					1133		1136	1139		1152			
Birmingham International (BHI) d		1037	1041		1052		1108		1121	1133		1137	1141		1153		1208	
Marston Green (MGN) d					1055				1124						1156			
Lea Hall (LEH) d									1128									
Stechford (SCF) d									1131									
Adderley Park (ADD) d									1134									
Birmingham New Street (BHM) 12 a		1047	1051	1103		1120			1139	1144		1147	1151	1204		1220		
Birmingham New Street (BHM) 12 d	1056	1107	1101	1107		1111	1122	1134			1156	1207	1201	1207		1211	1222	1234
Smethwick Rolfe Street (SMR) d						1117									1217			
Smethwick Galton Bridge (SGB) 7 d	1103					1120		1140			1203				1220			1241
Sandwell & Dudley (SAD) d				1117		1123	1130							1217		1223	1230	
Dudley Port (DDP) d						1127									1227			
Tipton (TIP) d						1129									1229			
Coseley (CSY) d						1132									1232			
Tame Bridge Parkway (TAB) d																		
Wolverhampton (WVH) 7 a	1114		1117	1129		1137	1141	1152			1214		1217	1229		1237	1240	1253

NOTES (see introductory pages for explanation of train operator codes and standard symbols)

- a Arrival time
- d Departure time
- u Stops to pick up only
- A To Shrewsbury
- B To Preston
- C To Manchester Piccadilly
- D To Glasgow Central
- E To Liverpool Lime Street
- F To Edinburgh
- G From Walsall
- H To Aberystwyth/Pwllheli
- J To Rugeley Trent Valley
- K From Reading to Manchester Piccadilly
- L To Chester
- M From Southampton Central to Manchester Piccadilly

Rugby to Coventry, Birmingham and Wolverhampton

Sundays

Operator Days of operation/Notes 1st Class/Reservations/Bus Catering facilities	LM J	LM	LM A	VT D 11R 11D 11X	XC N 11D 11X	VT D 11R 11D 11X	LM	LM G	AW L	VT D 11R 11D 11X	XC C 11D 11X	LM E	LM J	LM	LM A	XC N 11D 11X	VT F 11R 11D 11X	LM G
London Euston (EUS) 15 d				1049			1024			1152							1239	
Watford Junction (WFJ) d				1107u			1044			1208u								
Milton Keynes Central (MKC) d				1139			1129			1231								
Northampton (NMP) d		1140					1159							1240				
Rugby (RUG) d		1203		1215			1222			1254				1303				
Coventry (COV) d		1215		1227	1230		1233			1306				1315		1330	1336	
Canley (CNL) d		1218					1236							1318				
Tile Hill (THL) d		1222					1240							1322				
Berkswell (BKW) d		1226					1244							1326				
Hampton-in-Arden (HIA) d		1230					1248							1330				
Birmingham International (BHI) a		1233		1236	1239		1251			1315				1333		1339	1345	
Birmingham International (BHI) d	1221	1234		1237	1241		1252		1308	1316			1321	1334		1341	1346	
Marston Green (MGN) d	1224						1255						1324					
Lea Hall (LEH) d	1228												1328					
Stechford (SCF) d	1231												1331					
Adderley Park (ADD) d	1234												1334					
Birmingham New Street (BHM) 12 a	1239	1244		1247	1251	←	1303		1320	1326			1339	1344		1351	1356	
Birmingham New Street (BHM) 12 d			1256	1307	1301	1307		1311	1322		1330	1334			1356	1401	1407	1411
Smethwick Rolfe Street (SMR) d				→				1317										1417
Smethwick Galton Bridge (SGB) 7 d			1303					1320				1341			1403			1420
Sandwell & Dudley (SAD) d						1317		1323	1331								1417	1423
Dudley Port (DDP) d								1327										1427
Tipton (TIP) d								1329										1429
Coseley (CSY) d								1332										1432
Tame Bridge Parkway (TAB) d																		
Wolverhampton (WVH) 7 a			1314		1317	1329		1337	1341		1348	1353			1414	1417	1429	1437

Operator Days of operation/Notes 1st Class/Reservations/Bus Catering facilities	LM	AW H 11R 11D 11X	VT D 11R 11D 11X	XC P 11D 11X	LM E	LM J	LM	LM A	VT D 11R 11D 11X	XC N 11D 11X	VT D 11R 11D 11X	VT D 11R 11D 11X	LM G	LM	AW L	XC Q 11D 11X	LM E	LM J
London Euston (EUS) 15 d	1124		1309				1222		1315				1339		1256			
Watford Junction (WFJ) d	1144						1237		1330u									
Milton Keynes Central (MKC) d	1226						1306		1352					1338				
Northampton (NMP) d	1309						1340							1409				
Rugby (RUG) d	1331						1404		1415					1432				
Coventry (COV) d	1343		1406				1415		1427	1430		1436		1442				
Canley (CNL) d	1346						1418							1446				
Tile Hill (THL) d	1350						1422							1450				
Berkswell (BKW) d	1354						1426							1453				
Hampton-in-Arden (HIA) d	1358						1430							1457				
Birmingham International (BHI) a	1401		1415				1433		1436	1439		1445		1500				
Birmingham International (BHI) d	1402	1408	1416			1421	1434		1438	1441		1446		1501	1510			1521
Marston Green (MGN) d	1405					1424								1505				1524
Lea Hall (LEH) d						1428												1528
Stechford (SCF) d						1431												1531
Adderley Park (ADD) d						1434												1534
Birmingham New Street (BHM) 12 a	1413	1420	1427			1439	1445		1448	1451	←	1456		1513	1522			1539
Birmingham New Street (BHM) 12 d		1422		1430	1434			1456	1507	1501	1507		1511		1523	1530	1534	
Smethwick Rolfe Street (SMR) d								→					1517					
Smethwick Galton Bridge (SGB) 7 d					1441			1503					1520				1541	
Sandwell & Dudley (SAD) d		1430									1517		1523		1531			
Dudley Port (DDP) d													1527					
Tipton (TIP) d													1529					
Coseley (CSY) d													1532					
Tame Bridge Parkway (TAB) d																		
Wolverhampton (WVH) 7 a		1441		1446	1453			1514		1517	1529		1537		1542	1547	1553	

NOTES (see introductory pages for explanation of train operator codes and standard symbols)

- a Arrival time
- d Departure time
- u Stops to pick up only
- A To Shrewsbury
- C To Manchester Piccadilly
- D To Glasgow Central
- E To Liverpool Lime Street
- F To Edinburgh
- G From Walsall
- H To Aberystwyth/Pwllheli
- J To Rugeley Trent Valley
- L To Chester
- N From Bournemouth to Manchester Piccadilly
- P From Paignton to Manchester Piccadilly
- Q From Plymouth to Manchester Piccadilly

Rugby to Coventry, Birmingham and Wolverhampton

Sundays

Operator Days of operation/Notes 1st Class/Reservations/Bus Catering facilities	LM	VT 1R X	LM A	XC N 1◇ X	VT F 1R X	LM G	LM	AW H R X	VT X	XC Q 1◇ X	LM E	LM J	LM	VT 1R X	LM A	XC N 1◇ X	VT D 1R X	LM G	
London Euston (EUS) 15 d	1322	1415			1439		1356		1509				1422	1515			1539		
Watford Junction (WFJ) d	1337	1430u											1437	1530u					
Milton Keynes Central (MKC) d	1406	1452					1438						1506	1552					
Northampton (NMP) d	1440						1507						1540						
Rugby (RUG) d	1503	1515					1530						1603	1615					
Coventry (COV) d	1515	1527		1530	1536		1543		1606				1615	1627		1630	1636		
Canley (CNL) d	1518						1546						1618						
Tile Hill (THL) d	1522						1550						1622						
Berkswell (BKW) d	1526						1554						1626						
Hampton-in-Arden (HIA) d	1530						1558						1630						
Birmingham International (BHI) a	1533	1536		1539	1545		1601		1615				1633	1636		1639	1645		
Birmingham International (BHI) d	1534	1538		1541	1546		1601	1610	1616				1621	1634	1638	1641	1646		
Marston Green (MGN) d							1605						1624						
Lea Hall (LEH) d													1628						
Stechford (SCF) d													1631						
Adderley Park (ADD) d													1634						
Birmingham New Street (BHM) 12 a	1545	1548		1551	1556		1613	1622	1627				1639	1645	1648	1651	1656		
Birmingham New Street (BHM) 12 d			1556	1601	1607	1611		1623		1630	1634				1656	1701	1707	1711	
Smethwick Rolfe Street (SMR) d						1617												1717	
Smethwick Galton Bridge (SGB) 7 d			1603			1620					1641				1703			1720	
Sandwell & Dudley (SAD) d					1617	1623		1631									1717	1723	
Dudley Port (DDP) d						1627												1727	
Tipton (TIP) d						1629												1729	
Coseley (CSY) d						1632												1732	
Tame Bridge Parkway (TAB) d																			
Wolverhampton (WVH) 7 a			1614	1617	1629	1637		1642		1647	1653					1714	1717	1729	1737

Operator Days of operation/Notes 1st Class/Reservations/Bus Catering facilities	LM	AW R X	VT 1R X	XC S 1◇ X	LM E	LM J	LM	VT 1R X	LM A	XC N 1◇ X	VT F 1R X	LM G	LM	AW T X	VT 1R X	LM E	LM J	LM
London Euston (EUS) 15 d	1456		1609				1522	1615			1639		1556		1709			1622
Watford Junction (WFJ) d							1537	1630u										1637
Milton Keynes Central (MKC) d	1538						1606	1652					1638					1706
Northampton (NMP) d	1609						1640						1709					1740
Rugby (RUG) d	1632						1703	1715					1732					1803
Coventry (COV) d	1642		1706				1715	1727		1730	1736		1742		1806			1815
Canley (CNL) d	1646						1718						1746					1818
Tile Hill (THL) d	1650						1722						1750					1822
Berkswell (BKW) d	1653						1726						1753					1826
Hampton-in-Arden (HIA) d	1657						1730						1757					1830
Birmingham International (BHI) a	1700		1715				1733	1736		1739	1745		1800		1815			1833
Birmingham International (BHI) d	1701	1710	1716			1721	1734	1738		1741	1746		1801	1810	1816		1821	1834
Marston Green (MGN) d	1705					1724							1805				1824	
Lea Hall (LEH) d						1728											1828	
Stechford (SCF) d						1731											1831	
Adderley Park (ADD) d						1734											1834	
Birmingham New Street (BHM) 12 a	1713	1722	1727			1739	1744	1748		1751	1756		1813	1822	1827		1840	1845
Birmingham New Street (BHM) 12 d		1723		1730	1734				1756	1801	1807	1811		1823		1834		
Smethwick Rolfe Street (SMR) d					1741				1803			1817						
Smethwick Galton Bridge (SGB) 7 d												1820				1841		
Sandwell & Dudley (SAD) d		1731										1817	1823	1831				
Dudley Port (DDP) d												1827						
Tipton (TIP) d												1829						
Coseley (CSY) d												1832						
Tame Bridge Parkway (TAB) d																		
Wolverhampton (WVH) 7 a		1742		1746	1753				1814	1817	1829	1837		1842		1853		

NOTES (see introductory pages for explanation of train operator codes and standard symbols)

- a Arrival time
- d Departure time
- u Stops to pick up only
- A To Shrewsbury
- D To Glasgow Central
- E To Liverpool Lime Street
- F To Edinburgh
- G From Walsall
- H To Aberystwyth/Pwllheli
- J To Rugeley Trent Valley
- N From Bournemouth to Manchester Piccadilly
- Q From Plymouth to Manchester Piccadilly
- R To Holyhead
- S From Bristol Temple Meads to Manchester Piccadilly
- T To Aberystwyth

Rugby to Coventry, Birmingham and Wolverhampton

Sundays

Operator Days of operation/Notes 1st Class/Reservations/Bus Catering facilities	VT	LM A	XC N	VT B	LM G	LM	XC U	AW L	VT	XC S	LM E	LM J	LM	VT A	VT	XC N	LM A	VT V		
London Euston (EUS)	d	1715				1739			1809					1722	1815	1815			1839	
Watford Junction (WFJ)	d	1730u												1737	1830u	1830u				
Milton Keynes Central (MKC)	d	1752					1738							1806	1852	1852				
Northampton (NMP)	d						1809							1840						
Rugby (RUG)	d	1815					1832							1903	1915	1915			1936	
Coventry (COV)	d	1827		1830	1836		1843	1858		1906				1915	1927	1927	1930			
Canley (CNL)	d						1846							1918						
Tile Hill (THL)	d						1850							1922						
Berkswell (BKW)	d						1854							1926						
Hampton-in-Arden (HIA)	d						1858							1930						
Birmingham International (BHI)	a	1836		1839	1845		1901	1907		1915				1933	1936	1936	1939		1945	
Birmingham International (BHI)	d	1838		1841	1846		1901	1908	1911	1916				1921	1934	1938	1938	1941	1946	
Marston Green (MGN)	d						1905							1924						
Lea Hall (LEH)	d													1928						
Stechford (SCF)	d													1931						
Adderley Park (ADD)	d													1934						
Birmingham New Street (BHM)	a	1848		1851	1856		1913	1918	1922	1927				1939	1945	1948	1948	1951	1956	
Birmingham New Street (BHM)	d		1856	1901	1907	1911			1924		1930	1934			1956		2001	2004	2007	
Smethwick Rolfe Street (SMR)	d						1917													
Smethwick Galton Bridge (SGB)	d		1903				1920						1941					2011		
Sandwell & Dudley (SAD)	d				1917	1923			1932										2017	
Dudley Port (DDP)	d						1927													
Tipton (TIP)	d						1929													
Coseley (CSY)	d						1932													
Tame Bridge Parkway (TAB)	d																			
Wolverhampton (WVH)	a		1914	1917	1929	1937			1943		1946	1953				2013		2017	2022	2029






Operator Days of operation/Notes 1st Class/Reservations/Bus Catering facilities	LM G	LM	AW T	LM E	LM J	LM	VT	LM A	XC N	VT V	LM G	LM	AW L	LM E	VT	LM J	LM	LM A	
London Euston (EUS)	d		1756				1822	1915			1939			1856			2009		1922
Watford Junction (WFJ)	d						1837	1930u											1937
Milton Keynes Central (MKC)	d		1838				1906	1952						1938					2006
Northampton (NMP)	d		1909				1940							2009					2040
Rugby (RUG)	d		1932				2003	2015						2032					2103
Coventry (COV)	d		1943				2015	2027		2030	2036			2043		2106			2114
Canley (CNL)	d		1946				2018							2046					2117
Tile Hill (THL)	d		1950				2022							2050					2121
Berkswell (BKW)	d		1954				2026							2054					2125
Hampton-in-Arden (HIA)	d		1958				2030							2058					2129
Birmingham International (BHI)	a		2001				2033	2036		2039	2045			2101		2115			2132
Birmingham International (BHI)	d		2002	2010		2021	2034	2038		2041	2046			2102	2108		2116	2121	2133
Marston Green (MGN)	d		2005			2024								2105				2124	
Lea Hall (LEH)	d					2028												2128	
Stechford (SCF)	d					2031												2131	
Adderley Park (ADD)	d					2034												2134	
Birmingham New Street (BHM)	a		2014	2022		2039	2044	2048		2051	2056			2114	2119		2128	2139	2142
Birmingham New Street (BHM)	d	2011		2023	2034			2052	2056	2101	2107	2111		2122	2134	2137			2156
Smethwick Rolfe Street (SMR)	d	2017										2117							
Smethwick Galton Bridge (SGB)	d	2020			2040				2103			2120			2140				2203
Sandwell & Dudley (SAD)	d	2023		2031							2117	2123		2130		2147			
Dudley Port (DDP)	d	2027										2127							
Tipton (TIP)	d	2029										2129							
Coseley (CSY)	d	2032										2132							
Tame Bridge Parkway (TAB)	d																		
Wolverhampton (WVH)	a	2037		2042	2053			2110	2114	2117	2129	2137		2140	2153	2159			2214

NOTES (see introductory pages for explanation of train operator codes and standard symbols)

- a Arrival time
- d Departure time
- u Stops to pick up only
- A To Shrewsbury
- B To Preston
- E To Liverpool Lime Street
- G From Walsall
- J To Rugeley Trent Valley
- L To Chester
- N From Bournemouth to Manchester Piccadilly
- S From Bristol Temple Meads to Manchester Piccadilly
- T To Aberystwyth
- U From Reading to Newcastle
- V To Crewe

Rugby to Coventry, Birmingham and Wolverhampton

Sundays

Operator Days of operation/Notes 1st Class/Reservations/Bus Catering facilities	XC N ◇	LM	LM G	VT Ⓜ Ⓧ	AW A	LM	VT Ⓜ Ⓧ	XC W ◇	AW L	LM	LM G	AW A	LM	VT Ⓜ Ⓧ	LM	VT Ⓜ Ⓧ	LM	VT Ⓜ Ⓧ
London Euston (EUS)  d		1956		2036		2020	2056						2107	2153	2131	2225	2203	2324
Watford Junction (WFJ) d						2035	2112u						2123	2212u	2146	2242u	2222	2339u
Milton Keynes Central (MKC) d		2038		2114		2106	2144						2208	2247	2233	2315	2307	0013
Northampton (NMP) d		2059				2130				2159			2239		2312		2333	
Rugby (RUG) d		2121		2138		2153				2221			2301	2323	2334	2348	2355	0048s
Coventry (COV) d	2130	2135		2149		2203	2216	2225		2235			2312	2334	2345	2359	0005a	0059s
Canley (CNL) d		2138				2207				2238					2348			
Tile Hill (THL) d		2142				2211				2242					2352			
Berkswell (BKW) d		2146				2214				2246					2356			
Hampton-in-Arden (HIA) d		2150				2218				2250					2359			
Birmingham International (BHI) a	2139	2153		2158		2221	2226	2234		2253			2321	2343	0003	0008		0112s
Birmingham International (BHI) d	2141	2153		2159	2211	2222	2227	2235	2240	2253		2307	2321	2345	0003	0010		
Marston Green (MGN) d		2157				2225				2257					0007			
Lea Hall (LEH) d															2328			
Stechford (SCF) d															2331			
Adderley Park (ADD) d															2335			
Birmingham New Street (BHM)  a	2151	2205		2209	2222	2234	2238	2245	2251	2305		2320	2340	2355	0015	0020		0123s
Birmingham New Street (BHM)  d	2201		2211	2217	2224		2241		2255		2311	2325	2343	2359		0025		
Smethwick Rolfe Street (SMR) d			2217								2317				2349			
Smethwick Galton Bridge (SGB)  d			2220								2320				2352			
Sandwell & Dudley (SAD) d			2223	2228	2232		2251		2304		2323	2333	2355					
Dudley Port (DDP) d			2227								2327				2359			
Tipton (TIP) d			2229								2329		0001					
Coseley (CSY) d			2232								2332		0004					
Tame Bridge Parkway (TAB) d																		
Wolverhampton (WVH)  a	2217		2237	2240	2244		2302		2316		2337	2345	0009	0016		0042		0143

NOTES (see introductory pages for explanation of train operator codes and standard symbols)

- a Arrival time
- d Departure time
- s Stops to set down only
- u Stops to pick up only
- A To Shrewsbury
- G From Walsall
- L To Chester
- N From Bournemouth to Manchester Piccadilly
- W From Bournemouth

Wolverhampton to Birmingham, Coventry and Rugby

Mondays to Fridays

Operator Days of operation/Notes 1st Class/Reservations/Bus Catering facilities	LM	VT	LM	LM	VT	LM	XC B	VT	LM	LM	AW C	LM	VT	LM	AW C	VT	LM	LM
		1R X			1R X	A	1◇ B	1R X					1R X			1R X		
Wolverhampton (WVH) 7 d		0457			0527	0530		0542			0556	0600	0603			0615	0618	
Tame Bridge Parkway (TAB) d																		
Coseley (CSY) d						0535												0623
Tipton (TIP) d						0538												0626
Dudley Port (DDP) d						0541												0629
Sandwell & Dudley (SAD) d						0544		0553			0605		0614			0626		0633
Smethwick Galton Bridge (SGB) 7 d						0547						0612						0636
Smethwick Rolfe Street (SMR) d						0550												0638
Birmingham New Street (BHM) 12 a		0524			0544	0557		0604			0616	0620	0624		←	0635	0645	
Birmingham New Street (BHM) 12 d		0530	0535	0538	0550		0603	0606	0613	0616	0639		0628	0636	0639	0647		0650
Adderley Park (ADD) d										0621	→							0655
Stechford (SCF) d				0545						0624								0658
Lea Hall (LEH) d				0548						0627								0701
Marston Green (MGN) d				0551						0631								0705
Birmingham International (BHI) a		0539	0544	0554	0559		0612	0616	0624	0634			0637	0645	0650	0656		0709
Birmingham International (BHI) d		0541	0545	0555	0600		0613	0617	0625				0639	0646		0658		
Hampton-in-Arden (HIA) d			0548						0628					0649				
Berkswell (BKW) d			0553						0633					0654				
Tile Hill (THL) d			0557						0636					0658				
Canley (CNL) d			0600						0640					0701				
Coventry (COV) d	0539	0552	0604	0606a	0612		0623a	0629	0644				0650	0705		0710		
Rugby (RUG) a	0551	0602	0614						0654				0700	0715				
Northampton (NMP) a	0613		0637						0719					0739				
Milton Keynes Central (MKC) a	0631	0623	0655		0639			0656	0744					0804				
Watford Junction (WFJ) a	0654	0647s											0741s					
London Euston (EUS) 15 a	0710	0703	0738		0718			0731	0820				0757	0848		0807		

Operator Days of operation/Notes 1st Class/Reservations/Bus Catering facilities	LM C	XC D	LM	VT	LM E	LM F	VT	LM C	LM G	LM	AW H	VT J	LM E	LM K	LM G	LM C	VT F	XC L
		1◇ D		1R X			1R X					1R X					1R X	1◇ L
Wolverhampton (WVH) 7 d	0633	0637		0645	0648	0657		0703			0711	0715	0718	0728		0733	0736	
Tame Bridge Parkway (TAB) d																		
Coseley (CSY) d					0653								0723					
Tipton (TIP) d					0656								0726					
Dudley Port (DDP) d					0659								0729					
Sandwell & Dudley (SAD) d				0656	0703					0720	0726	0733						
Smethwick Galton Bridge (SGB) 7 d	0644				0706	0710		0714					0736	0740		0744		
Smethwick Rolfe Street (SMR) d					0708								0738					
Birmingham New Street (BHM) 12 a	0653	0656		0708	0715	0718		0721			0732	0735	0745	0748		0752	0800	
Birmingham New Street (BHM) 12 d		0703	0706	0717			0721		0724	0736	0739	0747				0750		0803
Adderley Park (ADD) d																0755		
Stechford (SCF) d									0731							0758		
Lea Hall (LEH) d									0734							0801		
Marston Green (MGN) d									0738							0805		
Birmingham International (BHI) a		0712	0715	0726			0731		0741	0745	0752	0756			0808			0812
Birmingham International (BHI) d		0713	0716	0728			0733			0746		0758						0813
Hampton-in-Arden (HIA) d			0719							0749								
Berkswell (BKW) d			0724							0754								
Tile Hill (THL) d			0728							0758								
Canley (CNL) d			0731							0801								
Coventry (COV) d		0723a	0735	0740			0745			0805		0810						0823a
Rugby (RUG) a			0745				0754			0815								
Northampton (NMP) a			0807							0839								
Milton Keynes Central (MKC) a			0834				0815			0904								
Watford Junction (WFJ) a										0933								
London Euston (EUS) 15 a			0917	0838			0851			0949		0906						

NOTES (see introductory pages for explanation of train operator codes and standard symbols)

- a Arrival time
- d Departure time
- s Stops to set down only
- A To Rugeley Trent Valley
- B To Bournemouth
- C From Shrewsbury
- D From Manchester Piccadilly to Bournemouth
- E To Walsall
- F From Crewe
- G From Rugeley Trent Valley
- H From Chester
- J From Manchester Piccadilly
- K From Liverpool Lime Street
- L From Nottingham to Bournemouth

Wolverhampton to Birmingham, Coventry and Rugby

Mondays to Fridays

Operator Days of operation/Notes 1st Class/Reservations/Bus Catering facilities	LM	VT J 1R X	VT C 1R X	LM E	LM K	VT 1R X	LM C	LM G	LM	AW M A	XC N 1◇ A	LM E	VT 1R X	LM K	LM G	LM C	XC D 1◇ A	LM	
Wolverhampton (WVH) d		0741	0745	0748	0757		0803				0811	0815	0818		0827		0833	0839	
Tame Bridge Parkway (TAB) d																			
Coseley (CSY) d				0753								0823							
Tipton (TIP) d				0756								0826							
Dudley Port (DDP) d				0759								0829							
Sandwell & Dudley (SAD) d		0753	0758	0803						0820		0833							
Smethwick Galton Bridge (SGB) d				0806	0810		0814					0836				0844			
Smethwick Rolfe Street (SMR) d				0808								0838							
Birmingham New Street (BHM) a		0804	0807	0815	0820		0821				0832	0833	0845	0848		0852	0856		
Birmingham New Street (BHM) d	0806	0817	0821			0821		0824	0836	0839			0847		0850		0903	0906	
Adderley Park (ADD) d								0831							0855				
Stechford (SCF) d								0834							0858				
Lea Hall (LEH) d								0838							0901				
Marston Green (MGN) d								0841							0905				
Birmingham International (BHI) a	0815	0826	0831			0831		0845	0852			0856		0908			0912	0915	
Birmingham International (BHI) d	0816	0828	0833			0833		0846				0858					0913	0916	
Hampton-in-Arden (HIA) d	0819							0849										0919	
Berkswell (BKW) d	0824							0854										0924	
Tile Hill (THL) d	0828							0858										0928	
Canley (CNL) d	0831							0901										0931	
Coventry (COV) d	0835	0840	0845			0845		0905				0910					0923a	0935	
Rugby (RUG) a	0845		0855			0855		0915										0945	
Northampton (NMP) a	0907							0938										1007	
Milton Keynes Central (MKC) a	0934		0916			0916		1004										1034	
Watford Junction (WFJ) a			0938s			0938s		1033											
London Euston (EUS) a	1017	0938	0954			0954		1049				1006						1117	

Operator Days of operation/Notes 1st Class/Reservations/Bus Catering facilities	VT P 1R X	LM E	LM K	LM C	LM G	LM	AW Q	XC R 1◇ A	LM E	VT 1R X	LM K	LM G	LM C	XC D 1◇ A	LM	VT S 1R X	LM E	LM K	
Wolverhampton (WVH) d	0845	0848	0857	0903			0911	0915	0918		0927		0933	0939		0945	0948	0957	
Tame Bridge Parkway (TAB) d																			
Coseley (CSY) d		0853							0923									0953	
Tipton (TIP) d		0856							0926									0956	
Dudley Port (DDP) d		0859							0929									0959	
Sandwell & Dudley (SAD) d	0856	0903					0920		0933							0956	1003		
Smethwick Galton Bridge (SGB) d		0906	0910	0914					0936			0944					1006	1010	
Smethwick Rolfe Street (SMR) d		0908							0938								1008		
Birmingham New Street (BHM) a	0906	0915	0920	0921			0931	0933	0945		0948		0951	0957		1006	1015	1019	
Birmingham New Street (BHM) d	0921				0924	0936	0939			0947		0950		1003	1006	1017			
Adderley Park (ADD) d												0955							
Stechford (SCF) d					0931							0958							
Lea Hall (LEH) d					0934							1001							
Marston Green (MGN) d					0938							1005							
Birmingham International (BHI) a	0931				0941	0945	0952		0956			1008		1012	1015	1026			
Birmingham International (BHI) d	0933					0946			0958					1013	1016	1028			
Hampton-in-Arden (HIA) d						0949									1019				
Berkswell (BKW) d						0954									1024				
Tile Hill (THL) d						0958									1028				
Canley (CNL) d						1001									1031				
Coventry (COV) d	0945					1005			1010				1023a	1035	1040				
Rugby (RUG) a	0955					1015								1045					
Northampton (NMP) a						1038									1107				
Milton Keynes Central (MKC) a	1015					1104									1134				
Watford Junction (WFJ) a	1038s					1133													
London Euston (EUS) a	1054					1150			1106						1217	1138			

NOTES (see introductory pages for explanation of train operator codes and standard symbols)

- a Arrival time
- d Departure time
- s Stops to set down only
- C From Shrewsbury
- D From Manchester Piccadilly to Bournemouth
- E To Walsall
- G From Rugeley Trent Valley
- J From Manchester Piccadilly
- K From Liverpool Lime Street
- M From Aberystwyth/Crewe
- N From Manchester Piccadilly to Bristol Temple Meads
- P From Lancaster
- Q From Crewe/Wrexham General
- R From Manchester Piccadilly to Paignton
- S From Glasgow Central

Wolverhampton to Birmingham, Coventry and Rugby

Mondays to Fridays

Operator Days of operation/Notes 1st Class/Reservations/Bus Catering facilities	VT	LM G	LM	AW T I	XC N I◇	LM E	VT	LM K	LM G	LM C	XC D I◇	LM	VT U I	LM E	LM K	LM G	LM	AW V	
Wolverhampton (WVH) d				1011	1015	1018		1027		1033	1039		1045	1048	1057			1111	
Tame Bridge Parkway (TAB) d																			
Coseley (CSY) d						1023								1053					
Tipton (TIP) d						1026								1056					
Dudley Port (DDP) d						1029								1059					
Sandwell & Dudley (SAD) d				1020		1033							1056	1103				1120	
Smethwick Galton Bridge (SGB) d						1036				1044				1106	1110				
Smethwick Rolfe Street (SMR) d						1038								1108					
Birmingham New Street (BHM) a				1032	1033	1045		1048		1051	1056		1107	1115	1120			1132	
Birmingham New Street (BHM) d	1021	1024	1036	1039			1047		1050		1103	1106	1121				1124	1136	1139
Adderley Park (ADD) d									1055										
Stechford (SCF) d		1031							1058								1131		
Lea Hall (LEH) d		1034							1101								1134		
Marston Green (MGN) d		1038							1105								1138		
Birmingham International (BHI) a	1031	1041	1045	1052			1056		1108		1112	1115	1131			1141	1145	1152	
Birmingham International (BHI) d	1033		1046				1058				1113	1116	1133					1146	
Hampton-in-Arden (HIA) d			1049									1119						1149	
Berkswell (BKW) d			1054									1124						1154	
Tile Hill (THL) d			1058									1128						1158	
Canley (CNL) d			1101									1131						1201	
Coventry (COV) d	1045		1105				1110				1123a	1135	1145					1205	
Rugby (RUG) a	1055		1115									1145	1155					1215	
Northampton (NMP) a			1137									1208						1238	
Milton Keynes Central (MKC) a	1116		1204									1234	1215					1304	
Watford Junction (WFJ) a	1138s		1233									1238s						1333	
London Euston (EUS) a	1154		1249				1207					1317	1254					1349	

Operator Days of operation/Notes 1st Class/Reservations/Bus Catering facilities	XC N I◇	LM E	VT	LM G	LM C	XC D I◇	LM	VT S I	LM E	LM K	LM G	LM	AW W	XC N I◇	LM E	VT	LM G	LM C	
Wolverhampton (WVH) d	1115	1118				1133	1139	1145	1148	1157			1209	1215	1218				1233
Tame Bridge Parkway (TAB) d																			
Coseley (CSY) d		1123							1153						1223				
Tipton (TIP) d		1126							1156						1226				
Dudley Port (DDP) d		1129							1159						1229				
Sandwell & Dudley (SAD) d		1133						1156	1203				1218	1233					
Smethwick Galton Bridge (SGB) d		1136			1144				1206	1210				1236					1244
Smethwick Rolfe Street (SMR) d		1138							1208					1238					
Birmingham New Street (BHM) a	1133	1145			1151	1156	1206	1215	1220				1232	1233	1246				1251
Birmingham New Street (BHM) d			1147	1150		1203	1206	1221			1224	1236	1239			1247	1250		
Adderley Park (ADD) d				1155															1255
Stechford (SCF) d				1158						1231									1258
Lea Hall (LEH) d				1201						1234									1301
Marston Green (MGN) d				1205						1238									1305
Birmingham International (BHI) a		1156	1208			1212	1215	1231			1241	1245	1252			1256	1308		
Birmingham International (BHI) d			1158			1213	1216	1233				1246				1258			
Hampton-in-Arden (HIA) d							1219					1249							
Berkswell (BKW) d							1224					1254							
Tile Hill (THL) d							1228					1258							
Canley (CNL) d							1231					1301							
Coventry (COV) d			1210			1223a	1235	1245				1305			1310				
Rugby (RUG) a							1245	1255				1315							
Northampton (NMP) a							1308					1337							
Milton Keynes Central (MKC) a							1334	1315				1404							
Watford Junction (WFJ) a								1338s				1433							
London Euston (EUS) a			1306				1417	1354				1449				1406			

NOTES (see introductory pages for explanation of train operator codes and standard symbols)

- a Arrival time
- d Departure time
- s Stops to set down only
- C From Shrewsbury
- D From Manchester Piccadilly to Bournemouth
- E To Walsall
- G From Rugeley Trent Valley
- K From Liverpool Lime Street
- N From Manchester Piccadilly to Bristol Temple Meads
- S From Glasgow Central
- T From Aberystwyth
- U From Edinburgh
- V From Holyhead
- W From Aberystwyth/Pwllheli

Wolverhampton to Birmingham, Coventry and Rugby

Mondays to Fridays

Operator Days of operation/Notes 1st Class/Reservations/Bus Catering facilities	XC D 1 1/2 1/2	LM	VT U 1 1/2 1/2	LM E	LM K	LM G	LM	AW V	XC N 1 1/2 1/2	LM E	VT U 1 1/2 1/2	LM G	LM C	XC D 1 1/2 1/2	LM	VT X 1 1/2 1/2	LM E	LM K
Wolverhampton (WVH) 7 d	1239		1245	1248	1257			1311	1315	1318			1333	1339		1345	1348	1357
Tame Bridge Parkway (TAB) d																		
Coseley (CSY) d				1253						1323								1353
Tipton (TIP) d				1256						1326								1356
Dudley Port (DDP) d				1259						1329								1359
Sandwell & Dudley (SAD) d			1256	1303				1320		1333						1356		1403
Smethwick Galton Bridge (SGB) 7 d				1306	1310					1336			1344					1406
Smethwick Rolfe Street (SMR) d				1308						1338								1408
Birmingham New Street (BHM) 12 a	1256		1306	1315	1319			1332	1333	1346			1351	1356		1406	1415	1420
Birmingham New Street (BHM) 12 d	1303	1306	1321			1324	1336	1339			1347	1350		1403	1406	1420		
Adderley Park (ADD) d												1355						
Stechford (SCF) d						1331						1358						
Lea Hall (LEH) d						1334						1401						
Marston Green (MGN) d						1338						1405						
Birmingham International (BHI) a	1312	1315	1331			1341	1345	1352			1356	1408		1412	1415	1430		
Birmingham International (BHI) d	1313	1316	1333				1346				1358			1413	1416	1433		
Hampton-in-Arden (HIA) d		1319					1349								1419			
Berkswell (BKW) d		1324					1354								1424			
Tile Hill (THL) d		1328					1358								1428			
Canley (CNL) d		1331					1401								1431			
Coventry (COV) d	1323a	1335	1345				1405				1410			1424a	1435	1445		
Rugby (RUG) a		1345	1355				1415								1445	1455		
Northampton (NMP) a		1407					1437								1509			
Milton Keynes Central (MKC) a		1434	1415				1504								1534	1515		
Watford Junction (WFJ) a			1438s				1533								1538s			
London Euston (EUS) 15 a		1517	1454				1550				1506				1617	1554		

Operator Days of operation/Notes 1st Class/Reservations/Bus Catering facilities	LM G	LM	AW W	XC N 1 1/2 1/2	LM E	VT U 1 1/2 1/2	LM G	LM C	XC D 1 1/2 1/2	LM	VT U 1 1/2 1/2	LM E	LM K	LM G	LM	AW V	XC R 1 1/2 1/2	LM E
Wolverhampton (WVH) 7 d			1411	1415	1418			1433	1439		1445	1448	1457			1511	1515	1518
Tame Bridge Parkway (TAB) d																		
Coseley (CSY) d					1423							1453						1523
Tipton (TIP) d					1426							1456						1526
Dudley Port (DDP) d					1429							1459						1529
Sandwell & Dudley (SAD) d			1420		1433						1456	1503			1520			1533
Smethwick Galton Bridge (SGB) 7 d					1436		1444					1506	1510					1536
Smethwick Rolfe Street (SMR) d					1438							1508						1538
Birmingham New Street (BHM) 12 a			1432	1433	1445			1451	1456		1506	1515	1518			1532	1533	1545
Birmingham New Street (BHM) 12 d	1424	1436	1439			1447	1450		1503	1506	1521			1524	1536	1539		
Adderley Park (ADD) d							1455											
Stechford (SCF) d	1431						1458						1531					
Lea Hall (LEH) d	1434						1501						1534					
Marston Green (MGN) d	1438						1505						1538					
Birmingham International (BHI) a	1441	1445	1452			1456	1508		1512	1515	1531			1541	1545	1553		
Birmingham International (BHI) d		1446				1458			1513	1516	1533				1546			
Hampton-in-Arden (HIA) d		1449							1519						1549			
Berkswell (BKW) d		1454							1524						1554			
Tile Hill (THL) d		1458							1528						1558			
Canley (CNL) d		1501							1531						1601			
Coventry (COV) d		1505			1510			1523a	1535	1545					1605			
Rugby (RUG) a		1515							1545	1555					1615			
Northampton (NMP) a		1538							1608						1637			
Milton Keynes Central (MKC) a		1604							1634	1615					1704			
Watford Junction (WFJ) a		1633							1638s						1733			
London Euston (EUS) 15 a		1650				1607			1717	1654					1749			

NOTES (see introductory pages for explanation of train operator codes and standard symbols)

- a Arrival time
- d Departure time
- s Stops to set down only
- C From Shrewsbury
- D From Manchester Piccadilly to Bournemouth
- E To Walsall
- G From Rugeley Trent Valley
- K From Liverpool Lime Street
- N From Manchester Piccadilly to Bristol Temple Meads
- R From Manchester Piccadilly to Paignton
- U From Edinburgh
- V From Holyhead
- W From Aberystwyth/Pwllheli
- X From Blackpool North

Wolverhampton to Birmingham, Coventry and Rugby

Mondays to Fridays

Operator Days of operation/Notes 1st Class/Reservations/Bus Catering facilities	VT	LM G	LM C	XC D ◇	LM	VT S	LM E	LM K	LM G	LM	AW W	XC N ◇	LM E	VT	LM G	LM C	XC D ◇	LM	
Wolverhampton (WVH) d			1533	1539		1545	1548	1557					1611	1615	1618			1633	1638
Tame Bridge Parkway (TAB) d																			
Coseley (CSY) d							1553								1623				
Tipton (TIP) d							1556								1626				
Dudley Port (DDP) d							1559								1629				
Sandwell & Dudley (SAD) d						1556	1603						1620		1633				
Smethwick Galton Bridge (SGB) d			1544				1606	1610							1636			1644	
Smethwick Rolfe Street (SMR) d							1608								1638				
Birmingham New Street (BHM) a			1551	1556		1606	1615	1619					1632	1633	1645			1651	1656
Birmingham New Street (BHM) d	1547	1550		1603	1606	1621			1624	1636	1639				1647	1650		1703	1706
Adderley Park (ADD) d		1555														1655			
Stechford (SCF) d		1558							1631							1658			
Lea Hall (LEH) d		1601							1634							1701			
Marston Green (MGN) d		1605							1638							1705			
Birmingham International (BHI) a	1556	1608		1612	1615	1631			1641	1645	1653			1656	1708			1712	1715
Birmingham International (BHI) d	1558			1613	1616	1633				1646				1658				1713	1716
Hampton-in-Arden (HIA) d					1619					1649									1719
Berkswell (BKW) d					1624					1654									1724
Tile Hill (THL) d					1628					1658									1728
Canley (CNL) d					1631					1701									1731
Coventry (COV) d	1610			1623a	1635	1645				1705				1710				1723a	1735
Rugby (RUG) a					1645	1655				1715									1745
Northampton (NMP) a					1708					1741									1808
Milton Keynes Central (MKC) a					1734	1715				1804									1834
Watford Junction (WFJ) a						1738s				1833									
London Euston (EUS) a	1706				1817	1754				1849				1806					1917






Operator Days of operation/Notes 1st Class/Reservations/Bus Catering facilities	VT	VT U	LM E	LM K	LM G	LM	AW V	XC N ◇	LM E	VT	LM C	LM G	LM K	XC D ◇	LM	VT X	LM E	LM K		
Wolverhampton (WVH) d			1645	1648	1657			1711	1715	1718			1731		1727	1739		1745	1748	1757
Tame Bridge Parkway (TAB) d																				
Coseley (CSY) d				1653						1723									1753	
Tipton (TIP) d				1656						1726									1756	
Dudley Port (DDP) d				1659						1729									1759	
Sandwell & Dudley (SAD) d		1656	1703				1721			1733							1756	1803		
Smethwick Galton Bridge (SGB) d				1706	1710					1736		1742							1806	1810
Smethwick Rolfe Street (SMR) d				1708						1738									1808	
Birmingham New Street (BHM) a			1706	1715	1718			1732	1733	1745		1749		1753	1756			1806	1815	1820
Birmingham New Street (BHM) d	1717	1721			1724	1736	1739			1747			1750		1803	1806	1817			
Adderley Park (ADD) d													1755							
Stechford (SCF) d					1731								1758							
Lea Hall (LEH) d					1734								1801							
Marston Green (MGN) d					1738								1805							
Birmingham International (BHI) a	1726	1731			1741	1745	1753			1756			1808		1812	1815	1826			
Birmingham International (BHI) d	1728	1733				1746				1758					1813	1816	1828			
Hampton-in-Arden (HIA) d						1749									1819					
Berkswell (BKW) d						1754									1824					
Tile Hill (THL) d						1758									1828					
Canley (CNL) d						1801									1831					
Coventry (COV) d	1740	1745				1805				1810					1823a	1835	1840			
Rugby (RUG) a		1755				1815									1845					
Northampton (NMP) a						1837													1907	
Milton Keynes Central (MKC) a			1815			1904													1934	
Watford Junction (WFJ) a			1838s			1933														
London Euston (EUS) a	1838	1854				1949				1906					2017	1938				






NOTES (see introductory pages for explanation of train operator codes and standard symbols)

- a Arrival time
- d Departure time
- s Stops to set down only
- C From Shrewsbury
- D From Manchester Piccadilly to Bournemouth
- E To Walsall
- G From Rugeley Trent Valley
- K From Liverpool Lime Street
- N From Manchester Piccadilly to Bristol Temple Meads
- S From Glasgow Central
- U From Edinburgh
- V From Holyhead
- W From Aberystwyth/Pwllheli
- X From Blackpool North

Wolverhampton to Birmingham, Coventry and Rugby

Mondays to Fridays

Operator Days of operation/Notes 1st Class/Reservations/Bus Catering facilities	VT	LM C	LM G	LM	AW W	XC N ◇	LM E	VT	LM K	LM G	LM C	XC D ◇	LM	VT U	LM E	LM K	LM C	LM G
	1 1				⌘	◇		1 1				1 1		1 1				
	⊠							⊠				⌘		⊠				
Wolverhampton (WVH)  d		1803			1811	1815	1818		1827		1833	1839		1845	1848	1857	1853	
Tame Bridge Parkway (TAB) d																		
Coseley (CSY) d							1823								1853			
Tipton (TIP) d							1826								1856			
Dudley Port (DDP) d							1829								1859			
Sandwell & Dudley (SAD) d					1820		1833							1856	1903			
Smethwick Galton Bridge (SGB)  d		1814					1836				1844				1906	1910		
Smethwick Rolfe Street (SMR) d							1838								1908			
Birmingham New Street (BHM)  a		1821			1832	1833	1845		1848		1851	1856		1906	1915	1918	1921	
Birmingham New Street (BHM)  d		1821		1824	1836	1839			1847		1850	1903	1906	1921				1924
Adderley Park (ADD) d											1855							
Stechford (SCF) d				1831							1858							1931
Lea Hall (LEH) d				1834							1901							1934
Marston Green (MGN) d				1838							1905							1938
Birmingham International (BHI) a		1831		1841	1845	1852			1856		1908		1912	1915	1931			1941
Birmingham International (BHI) d		1833			1846				1858				1913	1916	1933			
Hampton-in-Arden (HIA) d					1849									1919				
Berkswell (BKW) d					1854									1924				
Tile Hill (THL) d					1858									1928				
Canley (CNL) d					1901									1931				
Coventry (COV) d		1845			1905				1910			1923a	1935	1945				
Rugby (RUG) a		1855			1915								1945	1955				
Northampton (NMP) a					1938								2008					
Milton Keynes Central (MKC) a		1916			2004								2034	2015				
Watford Junction (WFJ) a		1938s			2033									2038s				
London Euston (EUS)  a		1954			2050				2006				2116	2055				

Operator Days of operation/Notes 1st Class/Reservations/Bus Catering facilities	LM	AW V	XC J ◇	LM E	VT	LM K	LM G	LM C	XC D ◇	LM	VT S	LM E	LM K	LM G	LM	AW T	LM E	LM G
		⌘	◇		1 1				◇		1 1					⌘		
		⌘	⌘		⊠				⌘		⊠					⌘		
Wolverhampton (WVH)  d		1912	1915	1918		1927		1933	1939		1945	1948	1957			2011	2018	
Tame Bridge Parkway (TAB) d																		
Coseley (CSY) d				1923								1953					2023	
Tipton (TIP) d				1926								1956					2026	
Dudley Port (DDP) d				1929								1959					2029	
Sandwell & Dudley (SAD) d			1921	1933							1956	2003				2020	2033	
Smethwick Galton Bridge (SGB)  d				1936			1944					2006	2010				2036	
Smethwick Rolfe Street (SMR) d				1938								2008					2038	
Birmingham New Street (BHM)  a		1932	1933	1945		1948		1951	1956		2006	2015	2020			2031	2045	
Birmingham New Street (BHM)  d	1936	1939			1947		1950		2003	2006	2021			2024	2036	2039		2050
Adderley Park (ADD) d							1955											2055
Stechford (SCF) d							1958						2031					2058
Lea Hall (LEH) d							2001						2034					2101
Marston Green (MGN) d							2005						2038					2105
Birmingham International (BHI) a	1945	1952			1956		2008		2012	2015	2030			2041	2045	2052		2108
Birmingham International (BHI) d	1946				1958				2013	2016	2033				2046			
Hampton-in-Arden (HIA) d	1949									2019					2049			
Berkswell (BKW) d	1954									2024					2054			
Tile Hill (THL) d	1958									2028					2058			
Canley (CNL) d	2001									2031					2101			
Coventry (COV) d	2005				2010				2023a	2035	2045				2105			
Rugby (RUG) a	2015									2045	2055				2116			
Northampton (NMP) a	2038									2107					2140			
Milton Keynes Central (MKC) a	2104									2132	2115				2157			
Watford Junction (WFJ) a	2133										2137s				2231			
London Euston (EUS)  a	2150				2106						2154				2252			

NOTES (see introductory pages for explanation of train operator codes and standard symbols)

- a Arrival time
- d Departure time
- s Stops to set down only
- C From Shrewsbury
- D From Manchester Piccadilly to Bournemouth
- E To Walsall
- G From Rugeley Trent Valley
- J From Manchester Piccadilly
- K From Liverpool Lime Street
- N From Manchester Piccadilly to Bristol Temple Meads
- S From Glasgow Central
- T From Aberystwyth
- U From Edinburgh
- V From Holyhead
- W From Aberystwyth/Pwllheli

Wolverhampton to Birmingham, Coventry and Rugby

Mondays to Fridays

Operator Days of operation/Notes 1st Class/Reservations/Bus Catering facilities	LM C	XC Y 1◇ ⚡	VT U 1Ⓜ ⓧ	LM E	LM	LM K	LM G	XC J 1◇	LM	LM E	LM G	LM C	XC Z 1◇	VT H 1Ⓜ ⓧ	LM	VT 1Ⓜ ⓧ	LM A	LM K
Wolverhampton (WVH) 7 d	2033	2039	2045	2048		2057		2115		2118		2133	2139	2142		2145	2148	2157
Tame Bridge Parkway (TAB) d																		
Coseley (CSY) d				2053						2123							2153	
Tipton (TIP) d				2056						2126							2156	
Dudley Port (DDP) d				2059						2129							2159	
Sandwell & Dudley (SAD) d			2056	2103						2133					2156		2203	
Smethwick Galton Bridge (SGB) 7 d	2044			2106		2110				2136		2144					2206	2210
Smethwick Rolfe Street (SMR) d				2108						2138							2208	
Birmingham New Street (BHM) 12 a	2051	2056	2106	2115		2118		2133		2145		2151	2156	2200		2206	2215	2218
Birmingham New Street (BHM) 12 d		2103	2111		2115		2124		2136		2147		2203		2206	2217		
Adderley Park (ADD) d							2129				2152							
Stechford (SCF) d							2132				2155							
Lea Hall (LEH) d							2135				2158							
Marston Green (MGN) d							2139				2202							
Birmingham International (BHI) a		2112	2120		2124		2142		2145		2205		2212		2216	2226		
Birmingham International (BHI) d		2114	2122		2125				2146				2213		2216	2228		
Hampton-in-Arden (HIA) d					2128				2149						2219			
Berkswell (BKW) d					2133				2154						2224			
Tile Hill (THL) d					2137				2158						2228			
Canley (CNL) d					2140				2201						2231			
Coventry (COV) a		2124a	2134		2144				2205				2224a		2235	2240		
Rugby (RUG) d					2154				2215						2245	2250		
Northampton (NMP) a					2217				2237						2309			
Milton Keynes Central (MKC) a			2201						2307						2344	2323		
Watford Junction (WFJ) a			2227s						2350						0027	2355s		
London Euston (EUS) 15 a			2245						0012						0049	0019		

Operator Days of operation/Notes 1st Class/Reservations/Bus Catering facilities	LM	AW W	LM	LM	LM C	VT V 1Ⓜ ⓧ	XC J 1◇	VT U 1Ⓜ ⓧ	LM	LM K	LM	AW V	XC J 1◇	LM	LM C	LM	LM TSM
Wolverhampton (WVH) 7 d		2212	2218		2233	2236	2239	2245	2248	2257		2309	2316		2333	2348	
Tame Bridge Parkway (TAB) d																	
Coseley (CSY) d			2223						2253							2353	
Tipton (TIP) d			2226						2256							2356	
Dudley Port (DDP) d			2229						2259							2359	
Sandwell & Dudley (SAD) d		2221	2233					2256	2303		2320					0003	
Smethwick Galton Bridge (SGB) 7 d			2236		2243				2306	2310					2344	0006	
Smethwick Rolfe Street (SMR) d			2238						2308							0008	
Birmingham New Street (BHM) 12 a		2235	2248		2251	2254	2257	2305	2314	2318		2332	2335		2351	0015	
Birmingham New Street (BHM) 12 d	2224	2239		2250				2311			2321			2350			0041
Adderley Park (ADD) d	2229			2255							2326			2355			
Stechford (SCF) d	2232			2258							2330			2359			
Lea Hall (LEH) d	2235			2301							2333			0003			0048
Marston Green (MGN) d	2239			2305							2336			0006			0051
Birmingham International (BHI) a	2242	2252		2308				2320			2339			0009			0054
Birmingham International (BHI) d				2308				2322			2340			0009			0055
Hampton-in-Arden (HIA) d				2311							2343			0013			0058
Berkswell (BKW) d				2316							2348			0018			0103
Tile Hill (THL) d				2320							2352			0022			0106
Canley (CNL) d				2324							2355			0025			0110
Coventry (COV) d				2327				2334			2358a			0028a			0112a
Rugby (RUG) a				2337				2343									
Northampton (NMP) a				0002				0007s									
Milton Keynes Central (MKC) a								0026									
Watford Junction (WFJ) a								0056s									
London Euston (EUS) 15 a								0117									

NOTES (see introductory pages for explanation of train operator codes and standard symbols)

- a Arrival time
- d Departure time
- s Stops to set down only
- A To Rugeley Trent Valley
- C From Shrewsbury
- E To Walsall
- G From Rugeley Trent Valley
- H From Chester
- J From Manchester Piccadilly
- K From Liverpool Lime Street
- U From Edinburgh
- V From Holyhead
- W From Aberystwyth/Pwllheli
- Y From Manchester Piccadilly to Southampton Central
- Z From Manchester Piccadilly to Reading
- TSM Tuesday to Saturday mornings

Wolverhampton to Birmingham, Coventry and Rugby

Saturdays

Operator Days of operation/Notes 1st Class/Reservations/Bus Catering facilities	LM	LM	LM	VT	LM A	XC B ◇	VT	LM	LM	LM	AW C	VT	LM	AW C	VT	LM	LM	LM C
				Ⓜ Ⓧ		Ⓜ ◇ Ⓧ	Ⓜ Ⓧ					Ⓜ Ⓧ			Ⓜ Ⓧ			
Wolverhampton (WVH) 7 d				0527	0530		0542				0556		0602	0605		0615	0618	0633
Tame Bridge Parkway (TAB) d																		
Coseley (CSY) d					0535													0623
Tipton (TIP) d					0538													0626
Dudley Port (DDP) d					0541													0629
Sandwell & Dudley (SAD) d					0544		0553					0611	0616			0626		0633
Smethwick Galton Bridge (SGB) 7 d					0547				0607									0636
Smethwick Rolfe Street (SMR) d					0549													0638
Birmingham New Street (BHM) 12 a				0544	0555		0604		0614		0622	0625		←	0636	0645		0653
Birmingham New Street (BHM) 12 d		0535	0538	0550		0603	0606	0613		0616	0639	0628	0636	0639	0647			0650
Adderley Park (ADD) d										0621	→							0655
Stechford (SCF) d			0545							0624								0659
Lea Hall (LEH) d			0548							0627								0702
Marston Green (MGN) d			0551							0631								0705
Birmingham International (BHI) a		0545	0555	0559		0612	0616	0623		0634		0637	0645	0650	0656			0709
Birmingham International (BHI) d		0546		0600		0613	0617	0624				0639	0646		0658			
Hampton-in-Arden (HIA) d		0549						0627					0649					
Berkswell (BKW) d		0554						0632					0654					
Tile Hill (THL) d		0558						0636					0658					
Canley (CNL) d		0601						0639					0701					
Coventry (COV) d	0536	0605		0612		0623a	0629	0643				0650	0705		0710			
Rugby (RUG) a	0546	0615		0621				0653				0700	0715					
Northampton (NMP) a	0608	0638						0716					0740					
Milton Keynes Central (MKC) a	0630	0657		0642			0656	0734					0804					
Watford Junction (WFJ) a	0653						0718s					0740s	0833					
London Euston (EUS) 15 a	0709	0741		0718			0735	0817				0756	0849		0806			

Operator Days of operation/Notes 1st Class/Reservations/Bus Catering facilities	XC D ◇	LM	VT	LM E	LM F	VT	LM G	LM	AW C	VT H	LM E	LM J	LM G	LM C	XC K ◇	LM	VT L	VT C	
	Ⓜ ◇		Ⓜ Ⓧ			Ⓜ Ⓧ				Ⓜ Ⓧ					Ⓜ ◇		Ⓜ Ⓧ	Ⓜ Ⓧ	
Wolverhampton (WVH) 7 d	0640		0645	0648	0657				0711	0715	0718	0727		0733				0741	0745
Tame Bridge Parkway (TAB) d																			
Coseley (CSY) d				0653							0723								
Tipton (TIP) d				0656							0726								
Dudley Port (DDP) d				0659							0729								
Sandwell & Dudley (SAD) d			0656	0703	0709				0720	0725	0733						0752	0757	
Smethwick Galton Bridge (SGB) 7 d				0706	0709						0736	0740		0744					
Smethwick Rolfe Street (SMR) d				0708							0738								
Birmingham New Street (BHM) 12 a	0657		0708	0716	0719				0731	0735	0745	0748		0752			0804	0808	
Birmingham New Street (BHM) 12 d	0703	0706	0717			0721	0724	0736	0739	0747			0750		0803	0806	0817	0821	
Adderley Park (ADD) d													0755						
Stechford (SCF) d							0731						0758						
Lea Hall (LEH) d							0734						0801						
Marston Green (MGN) d							0738						0805						
Birmingham International (BHI) a	0712	0715	0726			0731	0741	0745	0752	0756			0808		0812	0815	0826	0831	
Birmingham International (BHI) d	0713	0716	0728			0733		0746		0758					0813	0816	0828	0833	
Hampton-in-Arden (HIA) d		0719						0749								0819			
Berkswell (BKW) d		0724						0754								0824			
Tile Hill (THL) d		0728						0758								0828			
Canley (CNL) d		0731						0801								0831			
Coventry (COV) d	0723a	0735	0740			0745		0805		0810					0823a	0835	0840	0845	
Rugby (RUG) a		0745				0755		0815								0845		0855	
Northampton (NMP) a		0809						0839								0909			
Milton Keynes Central (MKC) a		0834				0816		0904								0934		0916	
Watford Junction (WFJ) a						0838s		0933										0938s	
London Euston (EUS) 15 a		0918	0838			0854		0949		0906						1017	0938	0954	

NOTES (see introductory pages for explanation of train operator codes and standard symbols)

- a Arrival time
- d Departure time
- s Stops to set down only
- A To Rugeley Trent Valley
- B To Bournemouth
- C From Shrewsbury
- D From Manchester Piccadilly to Bournemouth
- E To Walsall
- F From Crewe
- G From Rugeley Trent Valley
- H From Manchester Piccadilly
- J From Liverpool Lime Street
- K From Nottingham to Bournemouth
- L From Preston

Wolverhampton to Birmingham, Coventry and Rugby

Saturdays

Operator Days of operation/Notes 1st Class/Reservations/Bus Catering facilities	LM E	LM J	LM G	LM	AW M	XC N 1◇	LM E	VT 1R X	LM G	LM C	XC D 1◇ T	LM	VT P 1R X	LM E	LM J	VT 1R X	LM G	LM	
Wolverhampton (WVH) d	0748	0757			0811	0815	0818				0833	0839		0845	0848	0857			
Tame Bridge Parkway (TAB) d																			
Coseley (CSY) d	0753						0823							0853					
Tipton (TIP) d	0756						0826							0856					
Dudley Port (DDP) d	0759						0829							0859					
Sandwell & Dudley (SAD) d	0803				0820		0833						0856	0903					
Smethwick Galton Bridge (SGB) d	0806	0810					0836			0844				0906	0910				
Smethwick Rolfe Street (SMR) d	0808						0838							0908					
Birmingham New Street (BHM) a	0815	0820			0832	0833	0845			0852	0856		0906	0915	0920				
Birmingham New Street (BHM) d			0824	0836	0839			0847	0850		0903	0906	0917				0921	0924	0936
Adderley Park (ADD) d									0855										
Stechford (SCF) d			0831						0858									0931	
Lea Hall (LEH) d			0834						0901									0934	
Marston Green (MGN) d			0838						0905									0938	
Birmingham International (BHI) a			0841	0845	0852			0856	0908		0912	0915	0926			0931	0941	0945	
Birmingham International (BHI) d				0846				0858			0913	0916	0928			0933		0946	
Hampton-in-Arden (HIA) d				0849								0919						0949	
Berkswell (BKW) d				0854								0924						0954	
Tile Hill (THL) d				0858								0928						0958	
Canley (CNL) d				0901								0931						1001	
Coventry (COV) d				0905				0910			0923a	0935	0940			0945		1005	
Rugby (RUG) a				0915								0945				0955		1015	
Northampton (NMP) a				0939								1009						1040	
Milton Keynes Central (MKC) a				1004								1034				1016		1104	
Watford Junction (WFJ) a				1033												1038s		1133	
London Euston (EUS) a				1049				1006				1117	1038			1054		1149	

Operator Days of operation/Notes 1st Class/Reservations/Bus Catering facilities	AW Q	XC R 1◇	LM E	VT 1R X	LM J	LM G	LM C	XC D 1◇ T	LM	VT S 1R X	LM E	LM J	VT 1R X	LM G	LM	AW T 1R T	XC N 1◇	LM E
Wolverhampton (WVH) d	0911	0915	0918		0927		0933	0939		0945	0948	0957				1011	1015	1018
Tame Bridge Parkway (TAB) d																		
Coseley (CSY) d			0923								0953							1023
Tipton (TIP) d			0926								0956							1026
Dudley Port (DDP) d			0929								0959							1029
Sandwell & Dudley (SAD) d	0920		0933						0956	1003					1020			1033
Smethwick Galton Bridge (SGB) d			0936			0944				1006	1010							1036
Smethwick Rolfe Street (SMR) d			0938							1008								1038
Birmingham New Street (BHM) a	0932	0933	0945		0948		0951	0956		1006	1015	1020				1032	1033	1045
Birmingham New Street (BHM) d	0939			0947		0950		1003	1006	1017			1021	1024	1036	1039		
Adderley Park (ADD) d						0955												
Stechford (SCF) d						0958								1031				
Lea Hall (LEH) d						1001								1034				
Marston Green (MGN) d						1005								1038				
Birmingham International (BHI) a	0953			0956		1008		1012	1015	1026			1031	1041	1045	1052		
Birmingham International (BHI) d				0958				1013	1016	1028			1033		1046			
Hampton-in-Arden (HIA) d									1019						1049			
Berkswell (BKW) d									1024						1054			
Tile Hill (THL) d									1028						1058			
Canley (CNL) d									1031						1101			
Coventry (COV) d				1010				1023a	1035	1040			1045		1105			
Rugby (RUG) a									1045				1055		1115			
Northampton (NMP) a									1109						1139			
Milton Keynes Central (MKC) a									1134				1116		1204			
Watford Junction (WFJ) a													1138s		1233			
London Euston (EUS) a				1106					1217	1138			1154		1250			

NOTES (see introductory pages for explanation of train operator codes and standard symbols)

- a Arrival time
- d Departure time
- s Stops to set down only
- C From Shrewsbury
- D From Manchester Piccadilly to Bournemouth
- E To Walsall
- G From Rugeley Trent Valley
- J From Liverpool Lime Street
- M From Aberystwyth
- N From Manchester Piccadilly to Bristol Temple Meads
- P From Lancaster
- Q From Holyhead/Crewe
- R From Manchester Piccadilly to Paignton
- S From Glasgow Central
- T From Aberystwyth/Barmouth

Wolverhampton to Birmingham, Coventry and Rugby

Saturdays

Operator Days of operation/Notes 1st Class/Reservations/Bus Catering facilities	VT 1 1 1	LM J	LM G	LM C	XC D 1 1 1	LM	VT U 1 1 1	LM E	LM J	LM G	LM	AW V 1 1 1	XC N 1 1 1	LM E	VT 1 1 1	LM J	LM G	LM C
Wolverhampton (WVH) d		1027		1033	1039		1045	1048	1057			1112	1115	1118		1127		1133
Tame Bridge Parkway (TAB) d																		
Coseley (CSY) d								1053						1123				
Tipton (TIP) d								1056						1126				
Dudley Port (DDP) d								1059						1129				
Sandwell & Dudley (SAD) d							1056	1103				1121		1133				
Smethwick Galton Bridge (SGB) d				1044				1106	1110					1136				1144
Smethwick Rolfe Street (SMR) d								1108						1138				
Birmingham New Street (BHM) a		1048		1051	1056		1106	1115	1120			1132	1133	1145		1148		1151
Birmingham New Street (BHM) d	1047		1050		1103	1106	1121			1124	1136	1140			1147		1150	
Adderley Park (ADD) d			1055														1155	
Stechford (SCF) d			1058							1131							1158	
Lea Hall (LEH) d			1101							1134							1201	
Marston Green (MGN) d			1105							1138							1205	
Birmingham International (BHI) a	1056		1108		1112	1115	1131			1141	1145	1154			1156		1208	
Birmingham International (BHI) d	1058				1113	1116	1133				1146				1158			
Hampton-in-Arden (HIA) d						1119					1149							
Berkswell (BKW) d						1124					1154							
Tile Hill (THL) d						1128					1158							
Canley (CNL) d						1131					1201							
Coventry (COV) d	1110				1123a	1135	1145				1205				1210			
Rugby (RUG) a						1145	1155				1215							
Northampton (NMP) a						1209					1239							
Milton Keynes Central (MKC) a						1234	1215				1304							
Watford Junction (WFJ) a							1238s				1333							
London Euston (EUS) a	1206					1317	1254				1349				1306			

Operator Days of operation/Notes 1st Class/Reservations/Bus Catering facilities	XC D 1 1 1	LM	VT S 1 1 1	LM E	LM J	LM G	LM	AW W 1 1 1	XC N 1 1 1	LM E	VT 1 1 1	LM J	LM G	LM C	XC D 1 1 1	LM	VT U 1 1 1	LM E
Wolverhampton (WVH) d	1139		1145	1148	1157			1212	1215	1218		1227		1233	1239		1245	1248
Tame Bridge Parkway (TAB) d																		
Coseley (CSY) d				1153						1223								1253
Tipton (TIP) d				1156						1226								1256
Dudley Port (DDP) d				1159						1229								1259
Sandwell & Dudley (SAD) d			1156	1203				1221		1233							1256	1303
Smethwick Galton Bridge (SGB) d				1206	1210					1236				1244				1306
Smethwick Rolfe Street (SMR) d				1208						1238								1308
Birmingham New Street (BHM) a	1156		1206	1215	1220			1232	1233	1245		1248		1251	1256		1306	1315
Birmingham New Street (BHM) d	1203	1206	1221			1224	1236	1239			1247		1250		1303	1306	1321	
Adderley Park (ADD) d													1255					
Stechford (SCF) d						1231							1258					
Lea Hall (LEH) d						1234							1301					
Marston Green (MGN) d						1238							1305					
Birmingham International (BHI) a	1212	1215	1231			1241	1245	1253			1256		1308		1312	1315	1331	
Birmingham International (BHI) d	1213	1216	1233				1246				1258				1313	1316	1333	
Hampton-in-Arden (HIA) d							1249									1319		
Berkswell (BKW) d							1254									1324		
Tile Hill (THL) d							1258									1328		
Canley (CNL) d							1301									1331		
Coventry (COV) d	1223a	1235	1245				1305				1310				1323a	1335	1345	
Rugby (RUG) a		1245	1255				1315									1345	1355	
Northampton (NMP) a			1309				1338										1408	
Milton Keynes Central (MKC) a			1334	1315			1404									1434	1415	
Watford Junction (WFJ) a				1338s			1433										1438s	
London Euston (EUS) a		1417	1354				1449				1406					1517	1454	

NOTES (see introductory pages for explanation of train operator codes and standard symbols)

- a Arrival time
- d Departure time
- s Stops to set down only
- C From Shrewsbury
- D From Manchester Piccadilly to Bournemouth
- E To Walsall
- G From Rugeley Trent Valley
- J From Liverpool Lime Street
- N From Manchester Piccadilly to Bristol Temple Meads
- S From Glasgow Central
- U From Edinburgh
- V From Holyhead
- W From Aberystwyth/Pwllheli

Wolverhampton to Birmingham, Coventry and Rugby

Saturdays

Operator Days of operation/Notes 1st Class/Reservations/Bus Catering facilities	LM J	LM G	LM	AW V R	XC N D R	LM E	VT R X	LM J	LM G	LM C	XC D R	LM	VT X R X	LM E	LM J	LM G	LM	AW W R	
Wolverhampton (WVH) d	1257			1312	1315	1318		1327		1333	1338		1345	1348	1357			1411	
Tame Bridge Parkway (TAB) d																			
Coseley (CSY) d						1323								1353					
Tipton (TIP) d						1326								1356					
Dudley Port (DDP) d						1329								1359					
Sandwell & Dudley (SAD) d				1321		1333							1356	1403				1420	
Smethwick Galton Bridge (SGB) d	1310					1336				1344				1406	1410				
Smethwick Rolfe Street (SMR) d						1338								1408					
Birmingham New Street (BHM) a	1320			1332	1333	1345		1348		1351	1356		1406	1415	1420			1432	
Birmingham New Street (BHM) d		1324	1336	1339			1347		1350		1403	1406	1421				1424	1436	1439
Adderley Park (ADD) d									1355										
Stechford (SCF) d		1331							1358									1431	
Lea Hall (LEH) d		1334							1401									1434	
Marston Green (MGN) d		1338							1405									1438	
Birmingham International (BHI) a		1341	1345	1354			1356		1408		1412	1415	1431				1441	1445	1452
Birmingham International (BHI) d			1346				1358				1413	1416	1433					1446	
Hampton-in-Arden (HIA) d			1349									1419						1449	
Berkswell (BKW) d			1354									1424						1454	
Tile Hill (THL) d			1358									1428						1458	
Canley (CNL) d			1401									1431						1501	
Coventry (COV) d			1405				1410				1423a	1435	1445					1505	
Rugby (RUG) a			1415									1445	1455					1515	
Northampton (NMP) a			1439									1508						1538	
Milton Keynes Central (MKC) a			1504									1534	1515					1604	
Watford Junction (WFJ) a			1533									1538s						1633	
London Euston (EUS) a			1549				1506					1617	1554					1649	

Operator Days of operation/Notes 1st Class/Reservations/Bus Catering facilities	XC N D R	LM E	VT R X	LM J	LM G	LM C	XC D R	LM	VT U R X	LM E	LM J	LM G	LM	LM	AW V R	XC R D R	LM E	VT R X	LM J
Wolverhampton (WVH) d	1415	1418		1427		1433	1439		1445	1448	1457				1512	1515	1518		1527
Tame Bridge Parkway (TAB) d																			
Coseley (CSY) d		1423								1453									1523
Tipton (TIP) d		1426								1456									1526
Dudley Port (DDP) d		1429								1459									1529
Sandwell & Dudley (SAD) d		1433						1456	1503					1521				1533	
Smethwick Galton Bridge (SGB) d		1436				1444			1506	1510								1536	
Smethwick Rolfe Street (SMR) d		1438							1508									1538	
Birmingham New Street (BHM) a	1433	1445		1448		1451	1456		1506	1515	1520				1532	1533	1545		1548
Birmingham New Street (BHM) d			1447		1450		1503	1506	1521			1524	1536	1539					1547
Adderley Park (ADD) d					1455														
Stechford (SCF) d					1458							1531							
Lea Hall (LEH) d					1501							1534							
Marston Green (MGN) d					1505							1538							
Birmingham International (BHI) a			1456		1508		1512	1515	1531			1541	1545	1553					1556
Birmingham International (BHI) d			1458				1513	1516	1533				1546						1558
Hampton-in-Arden (HIA) d								1519					1549						
Berkswell (BKW) d								1524					1554						
Tile Hill (THL) d								1528					1558						
Canley (CNL) d								1531					1601						
Coventry (COV) d			1510				1523a	1535	1545				1605						1610
Rugby (RUG) a								1545	1555				1615						
Northampton (NMP) a								1608					1639						
Milton Keynes Central (MKC) a								1634	1615				1704						
Watford Junction (WFJ) a									1638s				1733						
London Euston (EUS) a			1606					1717	1654				1749						1706

NOTES (see introductory pages for explanation of train operator codes and standard symbols)

- a Arrival time
- d Departure time
- s Stops to set down only
- C From Shrewsbury
- D From Manchester Piccadilly to Bournemouth
- E To Walsall
- G From Rugeley Trent Valley
- J From Liverpool Lime Street
- N From Manchester Piccadilly to Bristol Temple Meads
- R From Manchester Piccadilly to Paignton
- U From Edinburgh
- V From Holyhead
- W From Aberystwyth/Pwllheli
- X From Blackpool North

Wolverhampton to Birmingham, Coventry and Rugby

Saturdays

Operator Days of operation/Notes 1st Class/Reservations/Bus Catering facilities	LM G	LM C	XC D 1\diamond 1	LM	VT S 1R 1	LM E	LM J	LM G	LM	AW W	XC N 1\diamond 1	LM E	VT 1R 1	LM J	LM G	LM C	XC D 1\diamond 1	LM
Wolverhampton (WVH) d		1533	1539		1545	1548	1557			1611	1615	1618		1627		1633	1639	
Tame Bridge Parkway (TAB) d																		
Coseley (CSY) d						1553						1623						
Tipton (TIP) d						1556						1626						
Dudley Port (DDP) d						1559						1629						
Sandwell & Dudley (SAD) d					1556	1603				1620		1633						
Smethwick Galton Bridge (SGB) d		1544				1606	1610					1636				1644		
Smethwick Rolfe Street (SMR) d						1608						1638						
Birmingham New Street (BHM) a		1551	1556		1606	1615	1620			1632	1633	1645		1648		1651	1656	
Birmingham New Street (BHM) d	1550		1603	1606	1621			1624	1636	1639			1647		1650		1703	1706
Adderley Park (ADD) d	1555														1655			
Stechford (SCF) d	1558							1631							1658			
Lea Hall (LEH) d	1601							1634							1701			
Marston Green (MGN) d	1605							1638							1705			
Birmingham International (BHI) a	1608		1612	1615	1631			1641	1645	1652			1656		1708		1713	1716
Birmingham International (BHI) d			1613	1616	1633				1646				1658				1713	1716
Hampton-in-Arden (HIA) d				1619					1649									1719
Berkswell (BKW) d				1624					1654									1724
Tile Hill (THL) d				1628					1658									1728
Canley (CNL) d				1631					1701									1731
Coventry (COV) d			1623a	1635	1645				1705				1710				1724a	1735
Rugby (RUG) a				1645	1655				1715									1745
Northampton (NMP) a				1708					1738									1809
Milton Keynes Central (MKC) a				1734	1715				1804									1834
Watford Junction (WFJ) a					1738s				1833									
London Euston (EUS) a				1817	1754				1849				1806					1917






Operator Days of operation/Notes 1st Class/Reservations/Bus Catering facilities	VT U 1R 1	LM E	LM J	LM G	LM	AW V 1R 1	XC N 1\diamond 1	LM E	VT 1R 1	LM J	LM G	LM C	XC D 1\diamond 1	LM	VT X 1R 1	LM E	LM J	VT 1R 1
Wolverhampton (WVH) d	1645	1648	1657			1712	1715	1718		1727		1733	1739		1745	1748	1757	
Tame Bridge Parkway (TAB) d																		
Coseley (CSY) d		1653						1723								1753		
Tipton (TIP) d		1656						1726								1756		
Dudley Port (DDP) d		1659						1729								1759		
Sandwell & Dudley (SAD) d	1656	1703				1721		1733						1756	1803			
Smethwick Galton Bridge (SGB) d		1706	1710					1736				1744			1806	1810		
Smethwick Rolfe Street (SMR) d		1708						1738							1808			
Birmingham New Street (BHM) a	1706	1715	1720			1732	1733	1745		1748		1751	1756		1806	1815	1820	
Birmingham New Street (BHM) d	1721			1724	1736	1739			1747		1750		1803	1806	1817			1821
Adderley Park (ADD) d											1755							
Stechford (SCF) d				1731							1758							
Lea Hall (LEH) d				1734							1801							
Marston Green (MGN) d				1738							1805							
Birmingham International (BHI) a	1731			1741	1745	1752			1756		1808		1812	1815	1826			1831
Birmingham International (BHI) d	1733				1746				1758				1813	1816	1828			1833
Hampton-in-Arden (HIA) d					1749									1819				
Berkswell (BKW) d					1754									1824				
Tile Hill (THL) d					1758									1828				
Canley (CNL) d					1801									1831				
Coventry (COV) d	1745				1805				1810				1823a	1835	1840			1845
Rugby (RUG) a	1755				1815									1845				1855
Northampton (NMP) a					1838									1909				
Milton Keynes Central (MKC) a	1815				1904									1934				1916
Watford Junction (WFJ) a	1838s				1933													1938s
London Euston (EUS) a	1854				1949				1906					2032	1938			1954






NOTES (see introductory pages for explanation of train operator codes and standard symbols)

- a Arrival time
- d Departure time
- s Stops to set down only
- C From Shrewsbury
- D From Manchester Piccadilly to Bournemouth
- E To Walsall
- G From Rugeley Trent Valley
- J From Liverpool Lime Street
- N From Manchester Piccadilly to Bristol Temple Meads
- S From Glasgow Central
- U From Edinburgh
- V From Holyhead
- W From Aberystwyth/Pwllheli
- X From Blackpool North

Wolverhampton to Birmingham, Coventry and Rugby

Saturdays

Operator Days of operation/Notes 1st Class/Reservations/Bus Catering facilities	LM G	LM	AW W	XC N 1◇	LM E	VT 1 1 1 X	LM J	LM G	LM C	XC D 1◇ X	LM	VT U 1 1 1 X	LM E	LM J	LM G	LM	AW V 1 1 X	XC H 1◇ X
Wolverhampton (WVH)  d			1811	1815	1818		1827		1833	1839		1845	1848	1857			1912	1915
Tame Bridge Parkway (TAB) d																		
Coseley (CSY) d					1823								1853					
Tipton (TIP) d					1826								1856					
Dudley Port (DDP) d					1829								1859					
Sandwell & Dudley (SAD) d			1820		1833							1856	1903				1921	
Smethwick Galton Bridge (SGB)  d					1836			1844					1906	1910				
Smethwick Rolfe Street (SMR) d					1838								1908					
Birmingham New Street (BHM)  a			1832	1833	1845		1848		1851	1856		1906	1915	1920			1932	1933
Birmingham New Street (BHM)  d	1824	1836	1839			1847		1850		1903	1906	1921			1924	1936	1939	
Adderley Park (ADD) d								1855										
Stechford (SCF) d	1831							1858							1931			
Lea Hall (LEH) d	1834							1901							1934			
Marston Green (MGN) d	1838							1905							1938			
Birmingham International (BHI) a	1841	1845	1852			1856		1908		1912	1915	1930			1941	1945	1952	
Birmingham International (BHI) d		1846				1858				1913	1916	1933					1946	
Hampton-in-Arden (HIA) d		1849									1919						1949	
Berkswell (BKW) d		1854									1924						1954	
Tile Hill (THL) d		1858									1928						1958	
Canley (CNL) d		1901									1931						2001	
Coventry (COV) d		1905				1910				1923a	1935	1945					2005	
Rugby (RUG) a		1915									1945	1954					2015	
Northampton (NMP) a		1938									2008						2039	
Milton Keynes Central (MKC) a		2002									2035	2017					2105	
Watford Junction (WFJ) a		2035									2111	2046s					2142	
London Euston (EUS)  a		2054				2006					2130	2108					2203	

Operator Days of operation/Notes 1st Class/Reservations/Bus Catering facilities	LM E	LM J	LM G	LM C	XC D 1◇ X	LM	VT S 1 1 1 X	LM E	LM J	LM G	LM	AW M	XC H 1◇ X	LM E	LM J	LM G	LM C	XC Y 1◇ X
Wolverhampton (WVH)  d	1918	1927		1933	1939		1945	1948	1957			2011	2015	2018	2027		2033	2039
Tame Bridge Parkway (TAB) d																		
Coseley (CSY) d	1923							1953									2023	
Tipton (TIP) d	1926							1956									2026	
Dudley Port (DDP) d	1929							1959									2029	
Sandwell & Dudley (SAD) d	1933					1956	2003				2020						2033	
Smethwick Galton Bridge (SGB)  d	1936			1944			2006	2010									2036	2044
Smethwick Rolfe Street (SMR) d	1938						2008										2038	
Birmingham New Street (BHM)  a	1945	1948		1951	1956		2006	2015	2020			2032	2033	2045	2048		2051	2056
Birmingham New Street (BHM)  d			1950		2003	2006	2021			2024	2036	2039					2050	2103
Adderley Park (ADD) d			1955														2055	
Stechford (SCF) d			1958							2031							2058	
Lea Hall (LEH) d			2001							2034							2101	
Marston Green (MGN) d			2005							2038							2105	
Birmingham International (BHI) a			2008		2012	2015	2030			2041	2045	2052					2108	
Birmingham International (BHI) d					2013	2016	2033				2046							2112
Hampton-in-Arden (HIA) d						2019					2049							2113
Berkswell (BKW) d						2024					2054							
Tile Hill (THL) d						2028					2058							
Canley (CNL) d						2031					2101							
Coventry (COV) d					2023a	2035	2045				2105							2123a
Rugby (RUG) a						2045	2054				2115							
Northampton (NMP) a						2108					2138							
Milton Keynes Central (MKC) a						2135	2117				2208							
Watford Junction (WFJ) a						2217	2150s				2243							
London Euston (EUS)  a						2241	2214				2304							

NOTES (see introductory pages for explanation of train operator codes and standard symbols)

- a Arrival time
- d Departure time
- s Stops to set down only
- C From Shrewsbury
- D From Manchester Piccadilly to Bournemouth
- E To Walsall
- G From Rugeley Trent Valley
- H From Manchester Piccadilly
- J From Liverpool Lime Street
- M From Aberystwyth
- N From Manchester Piccadilly to Bristol Temple Meads
- S From Glasgow Central
- U From Edinburgh
- V From Holyhead
- W From Aberystwyth/Pwllheli
- Y From Manchester Piccadilly to Southampton Central

Wolverhampton to Birmingham, Coventry and Rugby

Saturdays

Operator Days of operation/Notes 1st Class/Reservations/Bus Catering facilities	LM	VT U 1R X	LM E	LM J	LM G	LM	LM E	LM J	LM G	LM C	VT 1R X	XC H 1◇	LM	LM	LM J	AW M	LM	VT S 1R X
Wolverhampton (WVH) d		2045	2048	2057			2118	2127		2133	2137	2141		2148	2157	2211	2218	2227
Tame Bridge Parkway (TAB) d																		
Coseley (CSY) d			2053				2123							2153				2223
Tipton (TIP) d			2056				2126							2156				2226
Dudley Port (DDP) d			2059				2129							2159				2229
Sandwell & Dudley (SAD) d		2056	2103				2133				2148			2203		2220	2233	2238
Smethwick Galton Bridge (SGB) d			2106	2110			2136			2144				2206	2210		2236	
Smethwick Rolfe Street (SMR) d			2108				2138							2208			2238	
Birmingham New Street (BHM) a		2105	2115	2120			2145	2148		2151	2157	2200		2215	2218	2231	2245	2248
Birmingham New Street (BHM) d	2106	2121			2124	2136			2150		2203		2206	2222				
Adderley Park (ADD) d									2155					2227				
Stechford (SCF) d					2131				2158					2230				
Lea Hall (LEH) d					2134				2201					2233				
Marston Green (MGN) d					2138				2205					2237				
Birmingham International (BHI) a	2115	2130			2141	2145			2208		2212		2216	2240				
Birmingham International (BHI) d	2116	2133				2146					2214		2216					
Hampton-in-Arden (HIA) d	2119					2149							2219					
Berkswell (BKW) d	2124					2154							2224					
Tile Hill (THL) d	2128					2158							2228					
Canley (CNL) d	2131					2201							2231					
Coventry (COV) d	2135	2145				2205					2226		2235					
Rugby (RUG) a	2145	2154				2215					2236		2245					
Northampton (NMP) a	2207					2240							2308					
Milton Keynes Central (MKC) a	2225	2218				2306					2259		2341					
Watford Junction (WFJ) a	2312	2248s				2353					2335s		0015					
London Euston (EUS) a	2333	2310				0015					0001		0034					

Operator Days of operation/Notes 1st Class/Reservations/Bus Catering facilities	LM C	LM	XC H 1◇	VT U 1R X	LM Z	LM	LM J	AW V	LM C
Wolverhampton (WVH) d	2233		2239	2244	2248		2257	2311	2333
Tame Bridge Parkway (TAB) d									
Coseley (CSY) d					2253				
Tipton (TIP) d					2256				
Dudley Port (DDP) d					2259				
Sandwell & Dudley (SAD) d				2256	2303			2320	
Smethwick Galton Bridge (SGB) d	2244				2306		2310		2344
Smethwick Rolfe Street (SMR) d					2308				
Birmingham New Street (BHM) a	2251		2257	2305	2315		2318	2332	2351
Birmingham New Street (BHM) d		2251				2316	2322		
Adderley Park (ADD) d							2327		
Stechford (SCF) d							2331		
Lea Hall (LEH) d							2334		
Marston Green (MGN) d		2259					2337		
Birmingham International (BHI) a		2302				2325	2340		
Birmingham International (BHI) d		2303				2326	2341		
Hampton-in-Arden (HIA) d		2306				2329			
Berkswell (BKW) d		2311				2334			
Tile Hill (THL) d		2314				2337			
Canley (CNL) d		2318				2341			
Coventry (COV) d		2321				2344a	2350a		
Rugby (RUG) a		2331							
Northampton (NMP) a		2355							
Milton Keynes Central (MKC) a									
Watford Junction (WFJ) a									
London Euston (EUS) a									

NOTES (see introductory pages for explanation of train operator codes and standard symbols)

- a Arrival time
- d Departure time
- s Stops to set down only
- C From Shrewsbury
- E To Walsall
- G From Rugeley Trent Valley
- H From Manchester Piccadilly
- J From Liverpool Lime Street
- M From Aberystwyth
- S From Glasgow Central
- U From Edinburgh
- V From Holyhead
- Z To Hednesford

Wolverhampton to Birmingham, Coventry and Rugby

Sundays

Operator Days of operation/Notes 1st Class/Reservations/Bus Catering facilities	VT	LM	LM A	LM B	VT	XC C	LM	AW D	VT	LM	LM B	LM D	XC E	LM	AW D	VT	LM	LM B	
Wolverhampton (WVH)	d	0801		0813	0818	0833													
Tame Bridge Parkway (TAB)	d																		
Coseley (CSY)	d			0818	0823								0923						1023
Tipton (TIP)	d				0826								0926						1026
Dudley Port (DDP)	d				0829								0929						1029
Sandwell & Dudley (SAD)	d	0812		0825	0833	0844		0857	0912				0933		1006	1012			1033
Smethwick Galton Bridge (SGB)	d			0828	0836								0936	0944					1036
Smethwick Rolfe Street (SMR)	d				0838								0938						1038
Birmingham New Street (BHM)	a	0821		0835	0845	0853							0945	0951	0956		1017	1021	1045
Birmingham New Street (BHM)	d	0826	0832			0856	0903	0907	0919	0930	0934			1003	1006	1022	1030	1034	
Adderley Park (ADD)	d							0912											
Stechford (SCF)	d		0839					0915			0941				1013				
Lea Hall (LEH)	d		0842					0918			0944				1016				
Marston Green (MGN)	d		0845					0922			0947				1020				1042
Birmingham International (BHI)	a	0835	0848			0906	0912	0925	0930	0939	0950			1012	1023	1034	1039	1045	
Birmingham International (BHI)	d	0837	0849			0908	0913	0925		0941	0951			1013	1023		1041	1046	
Hampton-in-Arden (HIA)	d		0852								0954								1049
Berkswell (BKW)	d		0857					0931			0959								1054
Tile Hill (THL)	d		0901					0935			1003				1032				1058
Canley (CNL)	d		0904					0939			1006								1101
Coventry (COV)	d	0849	0908			0919	0923a	0944		0953	1010			1023a	1037		1053	1108e	
Rugby (RUG)	a	0859	0918					0954		1002	1020				1047		1102	1120	
Northampton (NMP)	a		0942					1018			1041				1107				1145
Milton Keynes Central (MKC)	a	0937				1003		1048		1038	1058				1130		1137	1202	
Watford Junction (WFJ)	a	1005s				1032s		1125		1110s	1138				1209		1206s	1235	
London Euston (EUS)	a	1028				1056		1147		1134	1203				1228		1226	1251	

Operator Days of operation/Notes 1st Class/Reservations/Bus Catering facilities	LM F	LM D	XC E	LM	VT	LM	AW G	VT	LM B	LM F	LM D	XC E	VT H	LM	VT	VT D	LM J	VT	
Wolverhampton (WVH)		1033	1039				1112	1115	1118		1133	1142	1136			1145	1153	1157	
Tame Bridge Parkway (TAB)	d																		
Coseley (CSY)	d									1123									
Tipton (TIP)	d									1126									
Dudley Port (DDP)	d									1129									
Sandwell & Dudley (SAD)	d				1112		1121	1126	1133						1156				
Smethwick Galton Bridge (SGB)	d		1044						1136		1144							1210	
Smethwick Rolfe Street (SMR)	d								1138										
Birmingham New Street (BHM)	a	1051	1056		1121		1132	1140	1146		1151	1158	1203		1206	1210	1218		
Birmingham New Street (BHM)	d	1050		1103	1106	1126	1134	1139	1147		1150		1203		1206	1217	1221		1221
Adderley Park (ADD)	d	1055								1155									
Stechford (SCF)	d	1058								1158									
Lea Hall (LEH)	d	1101								1201									
Marston Green (MGN)	d	1105								1205									
Birmingham International (BHI)	a	1108		1112	1115	1135	1145	1151	1156		1208		1212		1215	1226	1231		1231
Birmingham International (BHI)	d			1113	1116	1137	1146		1158				1213		1216	1228	1233		1233
Hampton-in-Arden (HIA)	d				1119		1149								1219				
Berkswell (BKW)	d				1124		1154								1224				
Tile Hill (THL)	d				1128		1157								1228				
Canley (CNL)	d				1131		1201								1231				
Coventry (COV)	d		1123a	1135	1149	1204		1210				1223a		1235	1240	1245			1245
Rugby (RUG)	a			1146	1158	1215								1245		1255			1255
Northampton (NMP)	a			1209		1237									1307				
Milton Keynes Central (MKC)	a			1231	1221	1304									1331		1316		1316
Watford Junction (WFJ)	a					1334										1339s			1339s
London Euston (EUS)	a			1315	1258	1350		1310							1415	1339	1355		1355

NOTES (see introductory pages for explanation of train operator codes and standard symbols)

- a Arrival time
- d Departure time
- s Stops to set down only
- e Arrives 4 minutes earlier
- A To Rugeley Trent Valley
- B To Walsall
- C To Bournemouth
- D From Shrewsbury
- E From Manchester Piccadilly to Bournemouth
- F From Rugeley Trent Valley
- G From Chester
- H From Preston
- J From Liverpool Lime Street

Wolverhampton to Birmingham, Coventry and Rugby

Sundays

Operator Days of operation/Notes 1st Class/Reservations/Bus Catering facilities	LM	AW K K K	VT 1 1 1 1 1 1	LM B	LM F	LM D	XC E 1 1 1 1	LM	VT H 1 1 1 1	LM J	LM	AW G K	LM B	VT 1 1 1 1	LM F	LM D	XC E 1 1 1 1	LM
Wolverhampton (WVH) d		1212	1215	1218		1233	1239		1245	1257		1312	1318			1333	1339	
Tame Bridge Parkway (TAB) d																		
Coseley (CSY) d				1223									1323					
Tipton (TIP) d				1226									1326					
Dudley Port (DDP) d				1229									1329					
Sandwell & Dudley (SAD) d		1221	1226	1233					1256			1321	1333					
Smethwick Galton Bridge (SGB) d				1236		1244				1310			1336			1344		
Smethwick Rolfe Street (SMR) d				1238									1338					
Birmingham New Street (BHM) a		1232	1240	1246		1251	1256		1306	1318		1332	1345			1351	1356	
Birmingham New Street (BHM) d	1233	1239	1247		1250		1303	1306	1321		1333	1339		1347	1350		1403	1406
Adderley Park (ADD) d					1255										1355			
Stechford (SCF) d					1258										1358			
Lea Hall (LEH) d					1301										1401			
Marston Green (MGN) d	1241				1305						1341				1405			
Birmingham International (BHI) a	1244	1252	1256		1308		1312	1315	1331		1344	1351		1356	1408		1412	1415
Birmingham International (BHI) d	1245		1258				1313	1316	1333		1345			1358			1413	1416
Hampton-in-Arden (HIA) d	1248							1319			1348							1419
Berkswell (BKW) d	1253							1324			1353							1424
Tile Hill (THL) d	1257							1328			1357							1428
Canley (CNL) d	1300							1331			1400							1431
Coventry (COV) d	1304		1310				1323a	1335	1345		1404			1410			1423a	1435
Rugby (RUG) a	1314							1345	1355		1415							1445
Northampton (NMP) a	1337							1407			1438							1507
Milton Keynes Central (MKC) a	1404							1431	1416		1504							1531
Watford Junction (WFJ) a	1434								1440s		1534							
London Euston (EUS) a	1450		1407					1515	1455		1550			1507				1615

Operator Days of operation/Notes 1st Class/Reservations/Bus Catering facilities	VT L 1 1 1 1	LM J	LM	AW M 1 1 1 1	XC N 1 1 1 1	LM B	VT 1 1 1 1	LM F	LM D	XC E 1 1 1 1	LM	VT P 1 1 1 1	LM J	LM	AW G K	XC Q 1 1 1 1	LM B	VT 1 1 1 1
Wolverhampton (WVH) d	1345	1357		1411	1415	1418			1433	1439		1445	1457		1511	1515	1518	
Tame Bridge Parkway (TAB) d																		
Coseley (CSY) d						1423												1523
Tipton (TIP) d						1426												1526
Dudley Port (DDP) d						1429												1529
Sandwell & Dudley (SAD) d	1356			1420		1433						1456			1520			1533
Smethwick Galton Bridge (SGB) d		1410				1436			1444				1510					1536
Smethwick Rolfe Street (SMR) d						1438												1538
Birmingham New Street (BHM) a	1406	1418		1432	1433	1445			1451	1456		1506	1518		1532	1533	1545	
Birmingham New Street (BHM) d	1421		1433	1439			1447	1450		1503	1506	1521		1533	1539			1547
Adderley Park (ADD) d								1455										
Stechford (SCF) d								1458										
Lea Hall (LEH) d								1501										
Marston Green (MGN) d			1441					1505										1541
Birmingham International (BHI) a	1431		1444	1452			1456	1508		1512	1515	1531		1544	1551			1557
Birmingham International (BHI) d	1433		1445				1458			1513	1516	1533		1545				1558
Hampton-in-Arden (HIA) d			1448								1519			1548				
Berkswell (BKW) d			1453								1524			1553				
Tile Hill (THL) d			1457								1528			1557				
Canley (CNL) d			1500								1531			1600				
Coventry (COV) d	1445		1504			1510			1523a	1535	1545			1604				1610
Rugby (RUG) a	1455		1514							1545	1555			1614				
Northampton (NMP) a			1537								1607			1636				
Milton Keynes Central (MKC) a	1515		1604								1631	1615		1703				
Watford Junction (WFJ) a	1539s		1634								1639s			1733				
London Euston (EUS) a	1555		1650				1607				1715	1655		1749				1707

NOTES (see introductory pages for explanation of train operator codes and standard symbols)

- a Arrival time
- d Departure time
- s Stops to set down only
- B To Walsall
- D From Shrewsbury
- E From Manchester Piccadilly to Bournemouth
- F From Rugeley Trent Valley
- G From Chester
- H From Preston
- J From Liverpool Lime Street
- K From Aberystwyth
- L From Glasgow Central
- M From Aberystwyth/Pwllheli
- N From Manchester Piccadilly to Paignton
- P From Edinburgh
- Q From Manchester Piccadilly to Bristol Temple Meads

Wolverhampton to Birmingham, Coventry and Rugby

Sundays

Operator Days of operation/Notes 1st Class/Reservations/Bus Catering facilities	LM F	LM D	XC E 1◇ ⌘	LM	VT L 1R ⊗	LM J	VT	LM	AW M 1R ⌘	XC Q 1◇ ⌘	LM B	VT	LM F	LM D	XC E 1◇ ⌘	LM	VT P 1R ⊗	LM J	
Wolverhampton (WVH) 7 d		1533	1539		1545	1557			1611	1615	1618				1633	1639		1645	1657
Tame Bridge Parkway (TAB) d																			
Coseley (CSY) d											1623								
Tipton (TIP) d											1626								
Dudley Port (DDP) d											1629								
Sandwell & Dudley (SAD) d					1556				1620		1633							1656	
Smethwick Galton Bridge (SGB) 7 d		1544				1610					1636			1644					1710
Smethwick Rolfe Street (SMR) d											1638								
Birmingham New Street (BHM) 12 a		1551	1556		1606	1618			1632	1633	1645				1651	1656		1706	1718
Birmingham New Street (BHM) 12 d	1550		1603	1606	1617		1621	1633	1639			1647	1650		1703	1706	1717		
Adderley Park (ADD) d	1555												1655						
Stechford (SCF) d	1558												1658						
Lea Hall (LEH) d	1601												1701						
Marston Green (MGN) d	1605							1641					1705						
Birmingham International (BHI) a	1608		1612	1615	1626		1631	1644	1655			1656	1708		1712	1715	1726		
Birmingham International (BHI) d			1613	1616	1628		1633	1645				1658			1713	1716	1728		
Hampton-in-Arden (HIA) d				1619				1648								1719			
Berkswell (BKW) d				1624				1653								1724			
Tile Hill (THL) d				1628				1657								1728			
Canley (CNL) d				1631				1700								1731			
Coventry (COV) d			1623a	1635	1640		1645	1704				1710			1723a	1735	1740		
Rugby (RUG) a				1645			1655	1714								1745			
Northampton (NMP) a				1707				1736								1807			
Milton Keynes Central (MKC) a				1731				1716	1803							1831			
Watford Junction (WFJ) a							1739s	1833											
London Euston (EUS) 15 a				1815	1739			1755	1849			1807				1915	1839		






Operator Days of operation/Notes 1st Class/Reservations/Bus Catering facilities	VT 1R ⊗	LM	AW G	XC Q 1◇ ⌘	LM B	VT 1R ⊗	LM F	LM D	XC E 1◇ ⌘	LM	VT L 1R ⊗	LM J	LM	AW M 1R ⌘	XC Q 1◇ ⌘	LM B	VT 1R ⊗	LM F	
Wolverhampton (WVH) 7 d			1711	1715	1718			1733	1739		1745	1757		1811	1815	1818			
Tame Bridge Parkway (TAB) d																			
Coseley (CSY) d					1723											1823			
Tipton (TIP) d					1726											1826			
Dudley Port (DDP) d					1729											1829			
Sandwell & Dudley (SAD) d			1720		1733					1756				1820		1833			
Smethwick Galton Bridge (SGB) 7 d					1736			1744			1810					1836			
Smethwick Rolfe Street (SMR) d					1738											1838			
Birmingham New Street (BHM) 12 a			1731	1733	1745			1751	1756		1806	1818		1832	1833	1845			
Birmingham New Street (BHM) 12 d	1721	1733	1739			1747	1750		1803	1806	1821		1834	1839			1847	1850	
Adderley Park (ADD) d							1755											1855	
Stechford (SCF) d							1758											1858	
Lea Hall (LEH) d							1801											1901	
Marston Green (MGN) d							1805							1842				1905	
Birmingham International (BHI) a	1731	1744	1752			1757	1808		1812	1815	1831		1845	1851			1856	1908	
Birmingham International (BHI) d	1733	1745				1758			1813	1816	1833		1846				1858		
Hampton-in-Arden (HIA) d										1819			1849						
Berkswell (BKW) d										1824			1854						
Tile Hill (THL) d										1828			1858						
Canley (CNL) d										1831			1901						
Coventry (COV) d	1745	1804				1810			1823a	1835	1845		1905				1910		
Rugby (RUG) a	1755	1814								1845	1855		1915						
Northampton (NMP) a		1839								1907			1937						
Milton Keynes Central (MKC) a	1816	1904								1931	1916		2004						
Watford Junction (WFJ) a	1839s	1934									1939s		2034						
London Euston (EUS) 15 a	1855	1950				1907				2015	1955		2050				2007		






NOTES (see introductory pages for explanation of train operator codes and standard symbols)

- a Arrival time
- d Departure time
- s Stops to set down only
- B To Walsall
- D From Shrewsbury
- E From Manchester Piccadilly to Bournemouth
- F From Rugeley Trent Valley
- G From Chester
- J From Liverpool Lime Street
- L From Glasgow Central
- M From Aberystwyth/Pwllheli
- P From Edinburgh
- Q From Manchester Piccadilly to Bristol Temple Meads

Wolverhampton to Birmingham, Coventry and Rugby

Sundays

Operator Days of operation/Notes 1st Class/Reservations/Bus Catering facilities	LM D	XC E 1◇ ⚡	LM	VT P 1R ⊗	LM J	LM	AW G	XC R 1◇ ⚡	LM B	VT 1R ⊗	LM F	LM D	XC S 1◇ ⚡	LM	VT L 1R ⊗	LM J	LM	AW M
Wolverhampton (WVH)  d	1833	1839		1845	1857		1911	1915	1918			1933	1939		1945	1957		2011
Tame Bridge Parkway (TAB) d																		
Coseley (CSY) d									1923									
Tipton (TIP) d									1926									
Dudley Port (DDP) d									1929									
Sandwell & Dudley (SAD) d				1856			1920		1933					1956				2020
Smethwick Galton Bridge (SGB)  d	1844				1910				1936			1944				2010		
Smethwick Rolfe Street (SMR) d									1938									
Birmingham New Street (BHM)  a	1851	1856		1906	1918		1932	1933	1945			1951	1956		2006	2018		2032
Birmingham New Street (BHM)  d		1903	1906	1921		1933	1939			1947	1950		2003	2006	2021		2034	2039
Adderley Park (ADD) d											1955							
Stechford (SCF) d											1958							
Lea Hall (LEH) d											2001							
Marston Green (MGN) d						1940					2005						2042	
Birmingham International (BHI) a		1912	1915	1931		1944	1952			1956	2008		2012	2015	2030		2045	2052
Birmingham International (BHI) d		1913	1916	1933		1944				1958			2013	2016	2033		2046	
Hampton-in-Arden (HIA) d			1919			1947								2018			2049	
Berkswell (BKW) d			1924			1952								2024			2054	
Tile Hill (THL) d			1928			1956								2028			2058	
Canley (CNL) d			1931			1959								2031			2101	
Coventry (COV) d		1923a	1935	1945		2003				2010			2023a	2035	2045		2105	
Rugby (RUG) a			1945	1955		2014								2045	2054		2115	
Northampton (NMP) a			2008			2037								2108			2137	
Milton Keynes Central (MKC) a			2032	2015										2142	2119			
Watford Junction (WFJ) a				2039s										2225	2149s			
London Euston (EUS)  a			2124	2056						2107				2246	2211			

Operator Days of operation/Notes 1st Class/Reservations/Bus Catering facilities	LM B	LM F	LM D	XC T 1◇ ⚡	LM	VT P 1R ⊗	LM J	LM	AW G	LM B	LM D	LM	AW U	LM J	VT 1R ⊗	AW M	LM	LM B
Wolverhampton (WVH)  d	2018		2033	2039		2045	2058		2112	2118	2133		2153	2157	2204	2212		2218
Tame Bridge Parkway (TAB) d																		
Coseley (CSY) d	2023									2123								2223
Tipton (TIP) d	2026									2126								2226
Dudley Port (DDP) d	2029									2129								2229
Sandwell & Dudley (SAD) d	2033					2056			2121	2133			2202		2215	2221		2233
Smethwick Galton Bridge (SGB)  d	2036		2044				2110			2136	2144			2210				2236
Smethwick Rolfe Street (SMR) d	2038									2138								2238
Birmingham New Street (BHM)  a	2045		2051	2056		2105	2118		2132	2145	2151		2212	2218	2224	2232		2245
Birmingham New Street (BHM)  d		2048		2103	2106	2121		2136	2139			2210	2220		2230	2234	2237	
Adderley Park (ADD) d		2053			2111							2215					2242	
Stechford (SCF) d		2056			2115							2218					2245	
Lea Hall (LEH) d		2059			2118							2221					2248	
Marston Green (MGN) d		2103			2121			2144				2225					2252	
Birmingham International (BHI) a		2106		2113	2124	2130		2147	2150			2228	2233		2239	2249	2255	
Birmingham International (BHI) d				2113	2125	2133		2148				2228			2241		2256	
Hampton-in-Arden (HIA) d								2151				2231					2259	
Berkswell (BKW) d								2156				2236					2304	
Tile Hill (THL) d					2133			2200				2240					2308	
Canley (CNL) d								2203				2243					2311	
Coventry (COV) d				2124a	2138	2145		2208				2247			2253		2315	
Rugby (RUG) a					2148	2154		2219				2257			2302		2325	
Northampton (NMP) a					2211			2241				2318					2348	
Milton Keynes Central (MKC) a					2235	2229						2343			2336			
Watford Junction (WFJ) a					2316	2301s						0025			0006s			
London Euston (EUS)  a					2338	2322						0046			0028			

NOTES (see introductory pages for explanation of train operator codes and standard symbols)

- a Arrival time
- d Departure time
- s Stops to set down only
- B To Walsall
- D From Shrewsbury
- E From Manchester Piccadilly to Bournemouth
- F From Rugeley Trent Valley
- G From Chester
- J From Liverpool Lime Street
- L From Glasgow Central
- M From Aberystwyth/Pwllheli
- P From Edinburgh
- R From Manchester Piccadilly
- S From Manchester Piccadilly to Southampton Central
- T From Manchester Piccadilly to Reading
- U From Holyhead

Wolverhampton to Birmingham, Coventry and Rugby

Sundays

Operator Days of operation/Notes 1st Class/Reservations/Bus Catering facilities	XC R 1◇	VT L 1R X	VT P 1R X	LM D	LM	LM J	LM B	XC R 1◇
Wolverhampton (WVH) d	2228	2231	2239	2245		2257	2303	2318
Tame Bridge Parkway (TAB) d								
Coseley (CSY) d							2308	
Tipton (TIP) d							2311	
Dudley Port (DDP) d							2314	
Sandwell & Dudley (SAD) d		2242		2254			2318	
Smethwick Galton Bridge (SGB) d						2310	2321	
Smethwick Rolfe Street (SMR) d							2323	
Birmingham New Street (BHM) a	2249	2252	2257	2304		2318	2330	2334
Birmingham New Street (BHM) d		2256			2314			
Adderley Park (ADD) d					2319			
Stechford (SCF) d					2324			
Lea Hall (LEH) d					2327			
Marston Green (MGN) d					2330			
Birmingham International (BHI) a		2311			2333			
Birmingham International (BHI) d		2312			2334			
Hampton-in-Arden (HIA) d					2337			
Berkswell (BKW) d					2342			
Tile Hill (THL) d					2347			
Canley (CNL) d					2350			
Coventry (COV) d		2324			2353a			
Rugby (RUG) a		2334						
Northampton (NMP) a		2356s						
Milton Keynes Central (MKC) a		0015s						
Watford Junction (WFJ) a		0045s						
London Euston (EUS) a		0104						

NOTES (see introductory pages for explanation of train operator codes and standard symbols)

- a Arrival time
- d Departure time
- s Stops to set down only
- B To Walsall
- D From Shrewsbury
- J From Liverpool Lime Street
- L From Glasgow Central
- P From Edinburgh
- R From Manchester Piccadilly